

THE STATE OF STATE RECORDS

A Statistical Report on State Archives and
Records Management Programs in the United States



CoSA
Council of State Archivists

2021 EDITION
BASED ON FY2020 SURVEY
JULY 2021

These and other publications may be found at the CoSA website, <https://www.statearchivists.org/>

SERI Digital Best Practices Series Number 2: Developing Successful Electronic Records Grants Projects. [MAY 2021](#)

MoVE-IT: Modeling Viable Electronic Information Transfers. [February 2021](#)

The Modeling Viable Electronic Information Transfers (MoVE-IT) project builds upon work surveying state and territorial archives regarding the efficacy of their electronic records management and digital preservation programs. This report analyzes seven electronic records transfer projects with regard to the elements that challenged them and, ultimately, made them successes. Published with support from Preservica and AVP.

Public Records and Remote Work: Advice for State Governments. [SEPTEMBER 2020](#)

Social Media as State Public Records: A Collections Practices Scan. [MAY 2020](#)

This report clarifies current state archives collection practices of state electronic records on social media platforms, providing a window into how state, territory, and the District of Columbia archives organize, retain, collect, and manage state government social media records.

Toward a Common Understanding: Insights on Inter-agency State Electronic Records Transfer. [DECEMBER 2019](#)

This report documents the genesis, implementation, and findings of a research project targeted at shedding light on current practices associated with the inter-agency transfer of permanent electronic records in state governments.

State of State Records: A Statistical Report on State Archives and Records Management Programs in the United States. [SEPTEMBER 2019](#)

Steps to Preserve State Electronic Records. [2019](#)

Developed by CoSA and the National Association of Secretaries of State. This report was supported in part by a National Leadership Grant from the Institute of Museum and Library Services.

Top Tips for Government Agencies Working with Electronic Records. [2019](#)

Developed by CoSA and the National Governors Association as part of a National Leadership Grant from the Institute of Museum and Library Services.

Managing Electronic Communications in Government. [2019](#)

When is Information Misinformation? [2019.](#)

A collaborative publication of CoSA, the Chief Officers of State Library Agencies (COSLA), and the National Association of Secretaries of State (NASS), this handy infographic highlights common pitfalls for online users and offers five tips for avoiding them.

State Archiving in the Digital Era: A Playbook for the Preservation of Electronic Records. [OCTOBER 2018](#)

Developed by CoSA and the National Association of State Chief Information Officers, the playbook presents eleven “plays” to help state leaders think about the best ways to preserve archives in the digital era. This report was supported in part by a National Leadership Grant from the Institute of Museum and Library Services.

First Steps in Managing Records: A Transition Priority. [2018](#)

Developed by CoSA and the National Governors Association, this document provides practical guidance for Executive Offices as they transition into and out of office. This brief was supported by a National Leadership Grant from the Institute of Museum and Library Services.

Social Media and Public Records: Developing a Social Media Use Policy. [2018](#)

Developed by CoSA and the National Governors Association, this document provides archives and records management guidance on working with social media in government. This brief was supported by a National Leadership Grant from the Institute of Museum and Library Services.

A National Risk: The State of State Electronic Records Report. [2017](#)

This report examines the impact of CoSA’s State Electronic Records Initiative (SERI) from its inception in 2011 while considering future directions for this program. This report was funded by a Laura Bush 21st Century Librarian Program grant from the Institute of Museum and Library Services.



Council of State Archivists
PO Box 1583
Frankfort, KY 40602-1583

[VOICE 502-229-8222](tel:502-229-8222)
[EMAIL info@statearchivists.org](mailto:info@statearchivists.org)

Contents

Foreword: Documenting Government/Promoting History/Securing Rights	v
Executive Summary	vii
HISTORICAL CONTEXT	VII
SURVEY SOURCE	VII
RESPONSE RATE	VII
Figure 1. <i>Comparison of number of responses since FY2012 survey</i>	vii
Figure 2. <i>Survey responses by survey instrument</i>	vii
Figure 3. <i>Map of respondents by program type</i>	viii
Section 1: Resources and Administration	1
CONFIGURATION AND PLACEMENT	1
Figure 4. <i>List of Joint and Separate Archives and Records Management Programs</i>	1
Figure 5. <i>Breakdown of primary governing agencies for AO and JARM programs</i>	1
BUDGETS	1
Figure 6. <i>Funding sources</i>	2
JURISDICTIONAL AUTHORITY, RESOURCES, AND ACTIVITY	2
Figure 7. <i>Levels of Strong Authority Fully Equipped Activity for accessioning paper, electronic and audio-visual records</i>	3
STAFFING	3
Figure 8. <i>Breakdown of Full-time Employees compared to FY2018</i>	3
Figure 9. <i>Major changes in FTE staffing levels +/- 10%</i>	4
Figure 10. <i>Number of pay increases by type since FY2018 survey</i>	4
Figure 11. <i>Percentage of staff who devote some time to electronic records management/digital preservation since FY2016</i>	4
Figure 12. <i>Percentage of staff who devote some time to electronic records management/digital preservation since FY2018</i>	5
Figure 13. <i>Number of Program Directors/Administrators/State Archivists hired or appointed by year</i>	5
Section 2: Collections	6
ARCHIVAL COLLECTIONS	6
Figure 14. <i>Breakdown of non-electronic records by category</i>	6
Figure 15. <i>Breakdown of Electronic Records by Category</i>	6
Figure 16. <i>Percentage of collection material inaccessible due to insufficient processing</i>	7
Figure 17. <i>Count of archives by percentage of collections with online descriptions</i>	7
Figure 18. <i>Comparison of number of archives accessioning non-electronic records FY2018 to FY 2020, by volume groupings</i>	7
RECORD CENTER HOLDINGS	7
Figure 19. <i>Number of respondents to Record Center survey questions and number that assess chargeback fees</i>	8
Section 3: Access and Engagement	9
REFERENCE INACTIONS AND TRAININGS	9
Figure 20. <i>Comparison of reference interactions since FY2006</i>	9
Figure 21. <i>Records Management program support interactions for FY2020</i>	9
ONLINE ENGAGEMENT	9
Figure 22. <i>Social media platforms utilized by Archives and Records Management programs</i>	10
Figure 23. <i>Comparison of uses of social media platforms since FY2018</i>	10

NEWSLETTERS	10
Figure 24. <i>Prevalence of newsletters</i>	10
COMMUNICATIONS OFFICERS AND SOCIAL MEDIA COMMUNICATIONS	10
Figure 25. <i>Total Communication Officers and Social Media Coordinators</i>	11
Section 4: Special Projects	12
DIGITAL PRESERVATION	12
Figure 26. <i>Possibility of only receiving electronic records</i>	12
Figure 27. <i>Relative market share of digital preservation repository services</i>	12
Figure 28. <i>Usage of supplemental digital preservation tools</i>	13
STATE HISTORICAL RECORDS ADVISORY BOARDS (SHRABS)	13
Figure 29. <i>Comparison of authorization status for SHRABs between FY2018 and FY2020</i>	13
Figure 30. <i>Comparison of timeliness of SHRAB appointments between FY2018 and FY2020</i>	13
Figure 31. <i>Primary authority who appoints SHRAB members</i>	14
Figure 32. <i>Comparison of activities SHRABs support since FY2016</i>	14
Figure 33. <i>Activities supported by Archives Only and Joint Archives and Records Management Programs</i>	14
Figure 34. <i>Organizations SHRABs collaborate with</i>	15
Figure 35. <i>Organizations and institutions SHRAB members represent</i>	15
EMERGENCY PREPAREDNESS, RESPONSE AND RECOVERY	16
Figure 36. <i>Comparison of status of emergency preparedness planning, by percentage, for Archives Only and Joint Programs</i>	16
Figure 37. <i>Frequency Archives Only and Joint Programs practice their emergency preparedness plans, by percentage</i>	16
Figure 38. <i>Components addressed in state Continuity of Operations plans by all institution types</i>	16
SPECIAL INITIATIVES AND PLANNING	17
Figure 39. <i>Rankings of top three priorities for JARM and AO programs in the next two years</i>	17
Section 5: Our Stories	18
Appendix A: Resources and Administration	A1
CONFIGURATION AND PLACEMENT	A1
Table 1. <i>Establishment of State and Territorial Archives and Records Management Programs</i>	A1
Table 2. <i>Agency Placement</i>	A3
BUDGETS	A5
Table 3. <i>Budgets, Actual Expenditures and Funding Sources</i>	A5
Table 4. <i>Budgetary Trends Since FY2006</i>	A8
Table 5. <i>Revenues and Appropriations Based on Fees Collected by Local Governments for Records Related Services</i>	A10
Table 6. <i>Grants received during FY2020</i>	A12
Table 7. <i>Capital Expenses</i>	A14
Table 8. <i>Electronic Records Management and/or Digital Preservation Appropriations</i>	A15
JURISDICTIONAL AUTHORITY, RESOURCES AND ACTIVITY	A16
Table 9a. <i>Authority, Resources and Activity in Support of Executive Branch Agencies</i>	A16
Table 9b. <i>Authority, Resources and Activity in Support of Executive Branch Agencies</i>	A18
Table 9c. <i>Authority, Resources and Activity in Support of Executive Branch Agencies</i>	A20
Table 9d. <i>Authority, Resources and Activity in Support of Executive Branch Agencies</i>	A22
Table 10a. <i>Authority, Resources and Activity in Support of Legislative Branch Agencies</i>	A24
Table 10b. <i>Authority, Resources and Activity in Support of Legislative Branch Agencies</i>	A26
Table 10c. <i>Authority, Resources and Activity in Support of Legislative Branch Agencies</i>	A28
Table 10d. <i>Authority, Resources and Activity in Support of Legislative Branch Agencies</i>	A30
Table 11a. <i>Authority, Resources and Activity in Support of Judicial Branch Agencies</i>	A32

Table 11b. Authority, Resources and Activity in Support of Judicial Branch Agencies	A34
Table 11c. Authority, Resources and Activity in Support of Judicial Branch Agencies	A36
Table 11d. Authority, Resources and Activity in Support of Judicial Branch Agencies	A38
Table 12a. Authority, Resources and Activity in Support of Local Government Agencies	A40
Table 12b. Authority, Resources and Activity in Support of Local Government Agencies	A42
Table 12c. Authority, Resources and Activity in Support of Local Government Agencies	A44
Table 12d. Authority, Resources and Activity in Support of Local Government Agencies	A46
Table 13. Program establishes records-related standards/guidelines: Comparison by jurisdiction	A48
Table 14. Program approves retention and disposition schedules: Comparison by jurisdiction	A50
Table 15. Program provides consultation and training on records-related practices and procedures: Comparison by jurisdiction	A52
Table 16. Program provides micrographic or original capture digital imaging services: Comparison by jurisdiction	A54
Table 17. Program accessions paper records into the state archives/and or regional repositories: Comparison by jurisdiction	A56
Table 18. Program accessions born-digital electronic records into the state archives and/or regional repositories: Comparison by jurisdiction	A58
Table 19. Program accessions other formats (such as audio-visual materials) into the state archives and/or regional repositories: Comparison by jurisdiction	A60
Table 20. Program provides security storage for microfilm and/or electronic media: Comparison by jurisdiction	A62
Table 21. Program provides conservation services: Comparison by jurisdiction	A64
Table 22. Program provides preservation services: Comparison by jurisdiction	A66
Table 23. Program provides training to state government officials and employees: Comparison by jurisdiction	A68
Table 24. Other 1: Comparison by jurisdiction	A70
Table 25. Other 2: Comparison by jurisdiction	A72
Table 26. Other 3: Comparison by jurisdiction	A74
Table 27. Description of any "Other" additions rated: Comparison by jurisdiction	A76
STAFFING	A78
Table 28. Full Time Employees by Division*	A78
Table 29. Comparison of FTEs from FY2016 to FY2020	A80
Table 30. Staff Changes of 10% or More with Comments	A82
Table 31. Staff Pay Increases	A84
Table 32. Electronic Records Management Full Time Employees	A86
Table 33. Local Government Full Time Employees	A88
Table 34. Titles and Salary Ranges	A90
Table 35. Program Director Salary Range and Tenure	A95
Appendix B: Collections	B1
ARCHIVAL COLLECTIONS	B1
Table 36. Non-Electronic Archival Holdings of State/Territorial Archives	B1
Table 37. Total Volume of All Electronic Records held by State/Territorial Archives in FY2020	B3
Table 38. Percentage of Non-Electronic Records that are Not Accessible Due to Insufficient Processing	B5
Table 39. Percentage of Electronic Records that are Not Accessible Due to Insufficient Processing	B7
Table 40. Volume of Records Arranged and Described in FY 2020 to the Series Level or Lower	B9
Table 41. Volume of Electronic Records Arranged and Described in FY2020 to the Series Level or Lower	B11
Table 42. Percentage of Descriptions of Archival Holdings Available Online	B13
Table 43. Non-Electronic Archival Holdings Accessioned by State/Territorial Archives in FY2020	B15
Table 44. Electronic Records Accessioned by State/Territorial Archives during FY2020	B17
RECORD CENTER HOLDINGS	B19
Table 45. Record Centers	B19
Table 46. Non-Electronic Records Center Holdings (cubic feet)	B22
Table 47. Trends in Records Center holdings since FY2006	B24

Table 48. <i>Electronic Records Center holdings</i>	B25
Table 49. <i>Record Center Retrievals and Disposals</i>	B27
Appendix C: Access and Engagement	C1
REFERENCE INTERACTIONS	C1
Table 50. <i>COVID Impacts</i>	C1
Table 51. <i>Reference Interactions</i>	C4
Table 52. <i>Trends in Reference Activities - Archives Only</i>	C6
Table 53. <i>Records Center Reference and Customer Service Activities</i>	C7
ONLINE ENGAGEMENT	C9
Table 54. <i>Engagement with Agency Websites</i>	C9
Table 55. <i>Assessment of Web Impact</i>	C11
Table 56. <i>Social Media Tools used by State/Territorial Archives and Records Management Programs</i>	C13
Table 57. <i>How Social Media is utilized by State/Territorial Archives and Records Management Programs</i>	C15
Table 58. <i>Strategies for Effective Engagement through Social Media</i>	C17
NEWSLETTERS	C20
Table 59. <i>Prevalence of Newsletters to Promote State/Territorial Archives and Records Management Programs</i>	C20
COMMUNICATIONS OFFICERS AND SOCIAL MEDIA COORDINATORS	C22
Table 60. <i>Prevalence of Communications Officers and Social Media Coordinators</i>	C22
Appendix D: Special Projects	D1
REFERENCE INTERACTIONS	D1
Table 61. <i>Interest and Discussion in Electronic Only Archives</i>	D1
Table 62. <i>Digital Preservation Repositories</i>	D3
Table 63. <i>Other Tools Utilized for Digital Preservation</i>	D5
STATE HISTORICAL RECORDS ADVISORY BOARDS (SHRABS)	D7
Table 64. <i>SHRAB Authorization and Status</i>	D7
Table 65. <i>SHRAB Appointment Status and Appointing Authority</i>	D9
Table 66. <i>SHRAB Coordinators and Deputy Coordinators</i>	D11
Table 67. <i>Staff Support of SHRAB Activities</i>	D13
Table 68. <i>SHRAB and State Archives Activities</i>	D15
Table 69. <i>Impact of SHRAB on State Archives and State Archival Communities</i>	D18
Table 70. <i>Source of SHRAB Funding</i>	D20
Table 71. <i>Aspirational SHRAB Activities</i>	D22
Table 72. <i>SHRAB Collaborations</i>	D24
Table 73. <i>Institution Types Represented by SHRAB Board Members</i>	D26
Table 74. <i>SHRAB Demographic Representation</i>	D28
EMERGENCY PREPAREDNESS	D30
Table 75. <i>Emergency Preparedness and Recovery Planning</i>	D30
Table 76. <i>Statewide/Regional Emergency Planning Groups and Participation</i>	D32
Table 77. <i>Impact of COVID over the Next Two Years</i>	D34
SPECIAL INITIATIVES AND PLANNING	D37
Table 78. <i>Ranked Priorities for the Next Two Years</i>	D37
Table 79. <i>Strategies for Addressing Priorities</i>	D39
Table 80. <i>Ranked Long-Term Challenges</i>	D42
Table 81. <i>Strategies for Addressing Challenges</i>	D44

FOREWORD:

Documenting Government/ Promoting History/ Securing Rights

The Council of State Archivists (CoSA) is pleased to present the 2021 edition of the *State of State Records*, a statistical overview of the state and territorial archives and records management community drawn from a biennial archives and records management (ARM) survey fielded in 2020. This report confirms the collective commitment of these agencies to the important work of preserving the records of state government, ensuring that they are always available when needed by government and the people.

THE PANDEMIC'S EFFECTS

Throughout much of the pandemic, CoSA convened weekly meetings of state archivists, providing a much-needed

opportunity to collectively navigate the evolving landscape of facility closures, staffing assignments, and online expansion of resources for the public. Covid-19 realities are embedded in many of the survey responses; we've selected three focus areas:

Leadership and Staffing. The continuing challenge for state archives is the lack of sufficient funding to fully address an expanding array of program responsibilities. Full-time staffing levels fluctuated for the majority of survey respondents, but none lost or gained 10% or more of their staff. Only the largest agencies held full-time staff levels steady.

At the time of the survey's completion, only eight state archivists had been in their job since before 2010, with the longest tenures dating back to 2004. Eleven were new just since the FY2018 survey and some additional transitions have occurred since the completion of the FY2020 survey.

Emergency Planning and Response. Covid-19 forced state archives, and everyone else, to switch focus from emergency preparedness to emergency response, and to reexamine their disaster planning to determine if it was flexible and expansive enough to address a global pandemic. The majority of respondents found they were prepared to protect their collections from fires and floods, but that when it came

to protecting people from their environment, their plans came up short. While pandemics were not in every agency's emergency plans, response to Covid-19 took many forms: work-from-home options, shifts to virtual meetings and online programming, and installation of onsite safety protocols.

Public Access. While the total number of in-person visits, email and postal requests, telephone interactions and related electronic communications plummeted during the pandemic, state archives found creative and innovative ways to carry on with their work, help their communities, and serve the public. For example, the Indiana State Archives and Records Administration reported, "At the beginning of COVID-19, we decided to provide medical transcripts for free in order to eliminate one hurdle for anyone attempting to serve as a nurse or other medical professional during the pandemic." To read more examples, please go to the Our Stories section of this report.

TOP PRIORITIES NOW AND MOVING FORWARD

The functions of state and territorial archives and records management programs too often suffer from inadequate attention and financial support, and are all too vulnerable

to cutbacks. It's no wonder, then, that budgets and funding were definitely on the minds of survey respondents, as this category received the most #1 rankings and the overall highest number of rankings within the top three places for respondents' priorities over the next two years. Close behind is building/expanding/managing electronic records infrastructure, with staffing rounding out the top three. Also presenting a strong showing among the top three rankings are collection access and archival programming and initiatives.

We are indebted to Veronica Martzahl for her thoughtful and thorough data compilation and analysis, to Anne Ackerson for her review of the narrative.

Tom Ruller, President

Barbara Teague, Executive Director

Council of State Archivists

July 2021

Executive Summary

HISTORICAL CONTEXT

The FY2020 Council of State Archivists' (CoSA) survey of state archives and records management (ARM) programs continues a long tradition of data collection and surveying of these programs. Ernst Posner's 1964 report, *American State Archives*, marks the start of formal data collection of state archives programs. A little over 20 years later, the National Association of Government Archives and Records Administrators (NAGARA) issued a report in 1986 by Howard P. Lowell entitled *Preservation Needs in State Archives*. The 1990s saw more regular data collection and analysis by NAGARA and the Council of State Historical Records Coordinators (COSHRC, now CoSA) with reports issued in 1992 and 1994. Following work convened by CoSA and supported by the National Historical Publications and Records Commission (NHPRC) in 2004 and 2006, a Blue Ribbon Panel published *The State of State Records: A Status Report on State Archives and Records Management Programs in the United States* in 2007. Since then, CoSA has conducted biennial surveys of state and territorial archives and records management programs, gathering data in even-numbered years from 2008 forward.

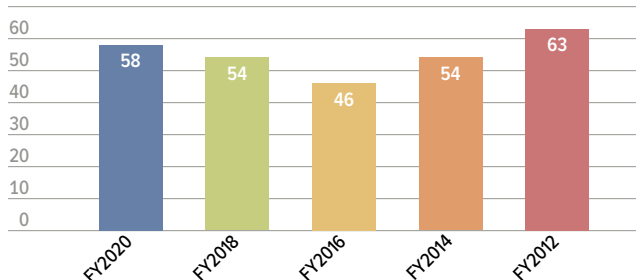
SURVEY SOURCE

The statistics and data presented in this report are compiled primarily from the FY2020 Council of State Archivists' (CoSA) survey of state archives and records management (ARM) programs. Comparative data was harvested from previous ARM surveys. For the FY2020 survey, several key changes occurred with the survey instrument, including moving data collection to a new online platform, which allowed some survey data to be pre-filled for survey respondents, based on previous survey data. Additionally, the survey geared towards 'joint archives and records management' (JARM) programs and 'archives only' (AO) programs was broken down into several shorter surveys, rather than one single survey. A separate, streamlined survey was provided to 'records management only' (RMO) programs.

RESPONSE RATE

Within the 56 states, territories, and the District of Columbia, there are 41 JARM programs. Of these 42 programs, 39 responded to some portion of the survey. Of the remaining 14 states and territories having separate archives and records management programs, 13 AO programs responded and 6 RMO programs responded. The introduction of a simplified RMO program survey greatly increased participation among this group from previous years.

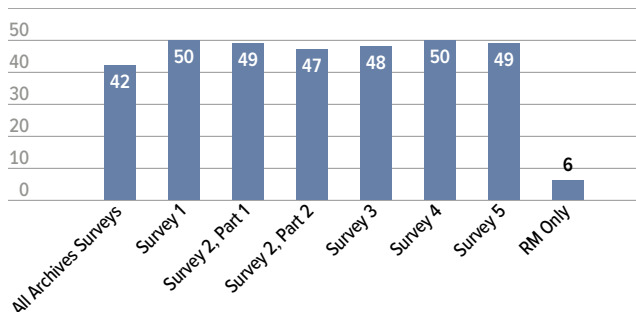
FIGURE 1. Comparison of number of responses since FY2012 survey



The decision to break the survey into several shorter surveys had an interesting impact on the overall response rates. While the majority of AO and JARM respondents (42) completed all surveys, states or territories are counted as having responded to the FY2020 ARM survey if they completed at least one of the individual surveys. Fifty-two out of a possible 56 AO and JARM respondents completed at least one survey with two states and two territories not submitting any data. For RMO programs, six of a potential 13¹ respondents completed that survey. Individual survey response rates are presented below.

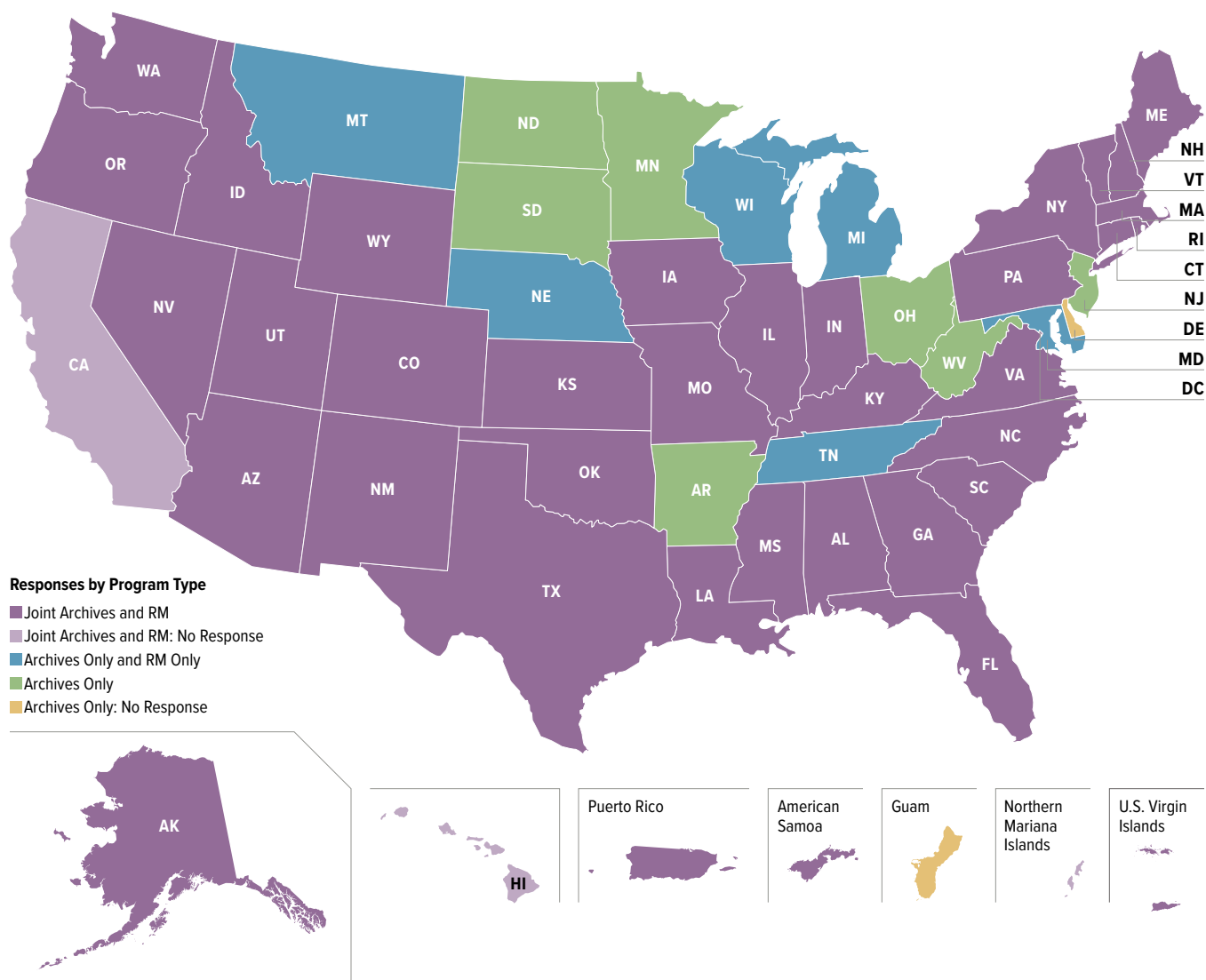
- **Survey 1:** Institutional data, Financial data, and Staffing information
- **Survey 2, Part 1:** Authority, responsibility, and resources for Executive and Legislative branch records
- **Survey 2, Part 2:** Authority, responsibility, and resources for Judicial and Local records; Archival holdings, Records management holdings, and Arrangement and description
- **Survey 3:** Reference use in archival and records management programs; Communications and social media and Archival impact
- **Survey 4:** Emergency preparedness, response and recovery, and Archival issues
- **Survey 5:** State Historical Records Advisory Boards (SHRABs)

FIGURE 2. Survey responses by survey instrument



¹ Minnesota is an "archives only" state with no corresponding records management program so there is a maximum of 13, not 14 RMO programs.

FIGURE 3. Map of respondents by program type



SECTION 1:

Resources and Administration

CONFIGURATION AND PLACEMENT

The configuration of archives and records management programs remained stable since the previous FY2018 survey. Joint archives and records management programs exist in 42 of the 56 states and territories. Minnesota does not currently have a statewide records management program in place, but the remaining 13 states and territories have separate statewide programs under separate authorities.

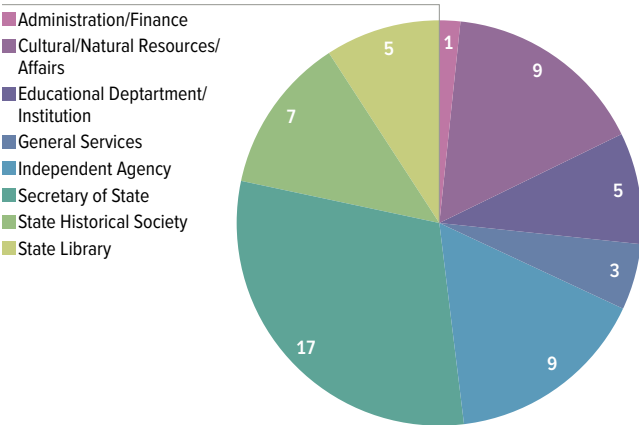
FIGURE 4. List of Joint and Separate Archives and Records Management Programs

Joint Archives and Records Management Programs		
Alabama	Kansas	Pennsylvania
Alaska	Kentucky	Rhode Island
Arizona	Louisiana	South Carolina
California	Maine	Texas
Colorado	Massachusetts	Utah
Connecticut	Mississippi	Vermont
Delaware	Montana	Virginia
Florida	Nevada	Washington
Georgia	New Hampshire	Wyoming
Hawaii	New Mexico	District of Columbia
Idaho	New York	American Samoa
Illinois	North Carolina	Northern Mariana Islands
Indiana	Oklahoma	Puerto Rico
Iowa	Oregon	U.S. Virgin Islands
Separate Archives and Records Management Programs		
Arkansas	Nebraska	Tennessee
Maryland	New Jersey	West Virginia
Michigan	North Dakota	Wisconsin
Minnesota	Ohio	Guam
Montana	South Dakota	

Although not all states and territories reported information on their primary governing agency, it was possible to extrapolate data for all JARM and AO programs based on previous survey data and from available online information. Additionally, three survey respondents selected “other” for their primary governing agency and, therefore, were evaluated and moved into related categories for the purposes of analysis.

The Office of the Secretary of State continues to be the most prevalent governing authority for state archives programs. Territorial archives tend to be associated with an educational institution or a cultural, or natural resources/affairs department. Archives only programs tend to gather in a handful of categories, such as cultural, or natural resources/affairs departments, independent agencies or, especially, state historical societies. These three categories are also closely clustered as the 2nd, 3rd, and 4th most frequently entered responses.

FIGURE 5. Breakdown of primary governing agencies for AO and JARM programs

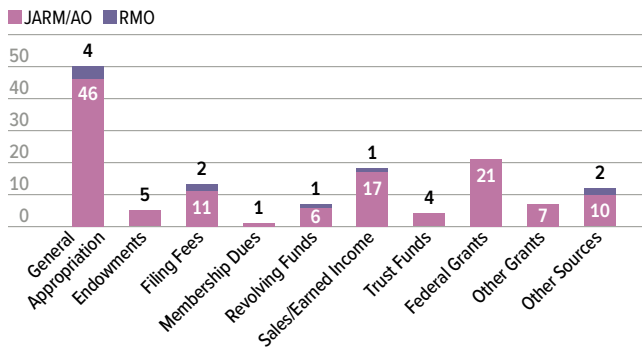


Data for RMO programs is limited to the submitted survey data. Of the six respondents, two report to the Secretary of State, and one each to Administration/Finance, General Services, Information Technology/Management, and the state historical society.

BUDGETS

General budget appropriations continue to finance the bulk of state archives and records management program activities. Federal and other grant sources provided funds for over half of the respondents. As is the case with many of the questions that provide an option to select “other” as a response, the majority of these other funding sources could be classified into existing categories such as trust funds, earned income, or filing fees. The one exception to this question was Wisconsin’s receipt of tribal gaming funds as a source of fiscal support.

FIGURE 6. Funding sources



Previous surveys have sought to parse out the various programs and services covered by budget costs. For the FY2020 survey, however, the survey committee decided to ask for a single, all-inclusive budget number that included staffing costs. This proved difficult for many of the respondents in that their human resource budgets are managed by parent agencies or are part of how their budgets are structured. The change in this question further complicates longitudinal comparison for a set of data that was already challenging for drawing trends. Looking at the reported FY2018 budget numbers versus the FY2020 numbers, 37% of JARM, AO, and RMO programs do not have sufficient data to make a comparison. An additional 18% report such a drastic decrease in funding that it is unlikely that the comparison is accurate. Another 9% show similar unrealistic increases. Of the remaining 36% of programs for which we can make confident comparisons, 6% reported no funding change, 15% reported increases up to 10%, 7% reported increases from 11%-25%, 9% reported losses up to 10%, and less than 1% reported losses between 11% and 25%.¹ Future survey instruments may need to have a more nuanced listing of what is included in budget numbers for each program to allow for more accurate comparisons over time.

Twelve JARM and AO programs receive revenue or an appropriation based on fees collected by local governments for records-related services. These fees, which generally range from \$1.00 to \$5.00 per recorded instrument, are assessed at the time documents are recorded with local and county clerks and recorders offices.

As noted above, grants comprise the second most common source of funding for state archives and records management programs. The majority of this funding comes from the National Historical Publications and Records Commission (NHPRC) via the State Historical Records Advisory Board (SHRAB) grants to State Boards. Other federal funders included the National Endowment for the Humanities, the National Park Service, and the Institute of Museum and Library Services. A small number

of respondents also indicated receiving funds from state-based granting agencies and non-governmental non-profits such as statewide genealogical societies.

The number of programs reporting major capital expenses decreased from twelve on the FY218 survey to six on the FY2020 survey. Pennsylvania and Tennessee continued construction of new facilities, while Oregon upgraded its current facility. Delaware also reported upgrades to its current building with the installation of a wireless microphone system and overhead projector system with two screens, as well as additional security cameras and an enhanced panic alarm system. Puerto Rico installed a new chiller unit and temperature and humidity control system while also upgrading the fire detection and suppression systems. Rounding out the responses, South Carolina reported purchase of major equipment. South Carolina and Tennessee did not receive specific appropriations for their capital expenditures.

In terms of special appropriations, nine JARM and AO programs received funds ear-marked for digital preservation in FY2020 with one RMO program also received funds for electronic records management

JURISDICTIONAL AUTHORITY, RESOURCES, AND ACTIVITY

This section of the survey rates the level of authority, resources and activity that archival and records management programs experience related to executive, legislative, judicial, and local government records, and often proves the most challenging for respondents to complete. The sheer volume of questions, coupled by the repetitive nature of the questions, leads to survey overload. In an attempt to mitigate this survey fatigue, these questions were pre-filled with answers submitted in FY2018. Respondents were asked to review the answers and make changes as needed, but if no changes had occurred, the previous answers could be resubmitted. This approach was received positively by survey respondents.

Aside from small variations due to a slightly different set of responding programs, the overall analysis of jurisdictional authority, resources, and activity remained consistent with the FY2018 results. In the areas of establishing records management guidelines, approval of records retention and disposition schedules, as well as consultation and training on records-related practices and procedures, programs continue to report the strongest level of authority to work with executive branches. This is despite attempts in some states to exempt the executive branch from records retention schedules. Programs also report an overall strong level of authority to work with local governments and their records. Authority over legislative and judicial records drops off by more than half with significantly fewer programs claiming strong authority in these

¹ Percentages are approximate and do not account for rounding errors.

domains. Many legislatures have succeeded in exempting themselves from public records law and related records management statutes, limiting the scope of authority for archives and records management programs. Similarly, judicial branches frequently function under wholly separate records management structures and outside the purview of state archives.

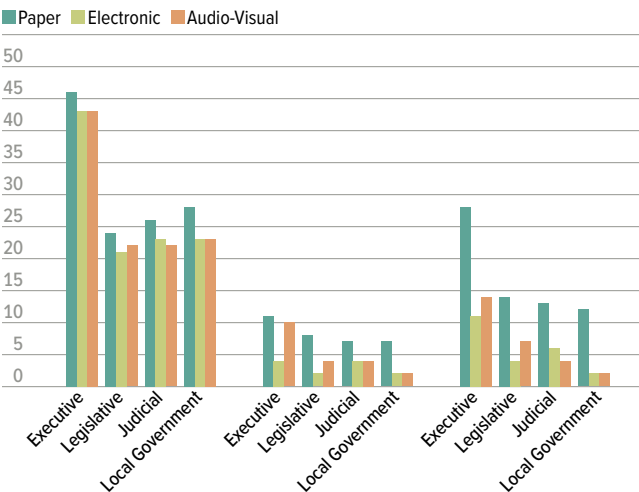
Regardless of the level of authority, resources to assist all branches of state and territorial government, as well as local government, lag well behind the need. While 37 programs report strong authority to establish records-related standards and guidelines for executive branches, only nine reported that they were fully equipped to carry out this work. Despite these shortfalls, 21 reported a high level of activity in this area. As we see repeatedly, archives and records management programs exceed expectations by providing support and guidance beyond their funding levels.

In providing micrographic or original digital imaging services, again the strongest authority is related to executive branch records with 22 respondents reporting this level. It drops off to 17 for local government records and down to 12 and 10 for legislative and judicial records, respectively. Resources and activity, however, plummet to 8 or less respondents indicating they are fully equipped or very active for any of these jurisdictions.

In terms of accessioning paper records, a slight increase to 46 state archives reported strong authority for executive branch records. Authority for accessioning electronic records and audio-visual materials was similarly strong at 43 responses each.

Strong authority for legislative, judicial, and local government records rests in the mid-20s across all material types. The allocation of resources, however, drops precipitously with only 11 respondents indicating they are fully equipped to accession executive paper records and even less fully equipped to accession these electronic records (4) and audio-visual records (10). Activity levels do rebound, but are more robust for paper records than for electronic or audio-visual records.

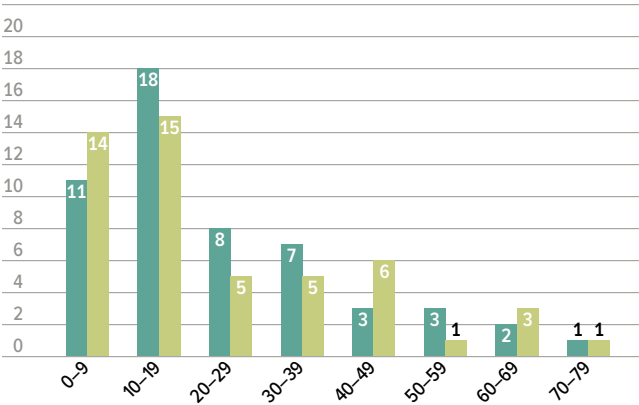
FIGURE 7. Levels of Strong Authority / Fully Equipped / Activity for accessioning paper, electronic and audio-visual records



STAFFING

Staffing levels are a perpetual area of concern for archives and records management programs. Lack of staff to keep up with backlogs and emerging technologies presents a daunting challenge to these programs, particularly when budget cuts loom. A comparison of the raw numbers of staff between the FY2018 and FY2020 provides a mixed picture. While the overall number of responses decreased from 54 to 50 for this question, there were staffing size shifts across the board—positive and negative—except for those agencies with the largest number of staff. The chart below indicates that agencies with the smallest number of full-time staff made the biggest gains between FY2018 and FY2020. Four out of the next five staffing level categories saw decreases. The largest two categories of staffing levels increased slightly or remained the same.

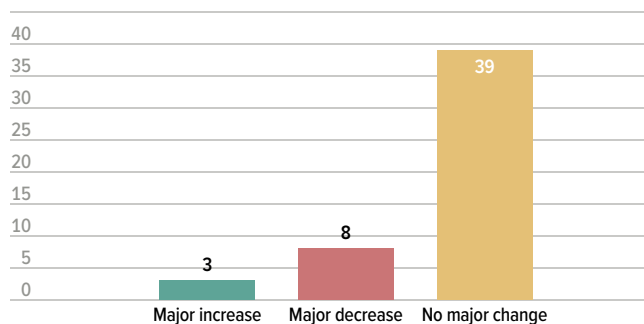
FIGURE 8. Breakdown of Full-time Employees compared to FY2018



Another way to approach the question of staffing levels is to look at major increases and decreases in staff, as defined as a positive or negative change of 10% or more.

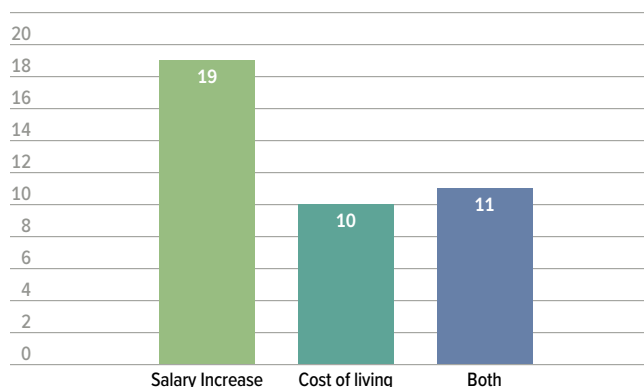
The majority of respondents did not experience a change in staff that met this definition, however, three did indicate an increase in FTEs of over 10%. More concerning, eight of those surveyed reported a 10% or more decrease. At this point, these changes are mostly coming from retirements and expected attrition, but there were hints in the responses that some positions were not being filled due to anticipated budget reductions. When looking at this figure, it is also important to remember the initial staffing level for the respondents. For example, if a program has nine employees and loses one, they have met the criteria for a major staffing change. If a program has 60 FTEs and loses one, however, they have not experienced a major staffing change, based on this definition. With this caveat in place, this will still be an area to watch closely in the FY2022 survey to see if state archives and records management programs experience a contraction of staff due to budget shortfalls from the Covid-19 pandemic or if federal stimulus funds will be sufficient to carry programs through.

FIGURE 9. Major changes in FTE staffing levels +/- 10%



On a more positive note, 80% of respondents reported pay increases since the FY2018 survey. These came primarily from salary increases, but also included an almost even number of cost-of-living increases and a combination of both salary and cost-of-living increases.

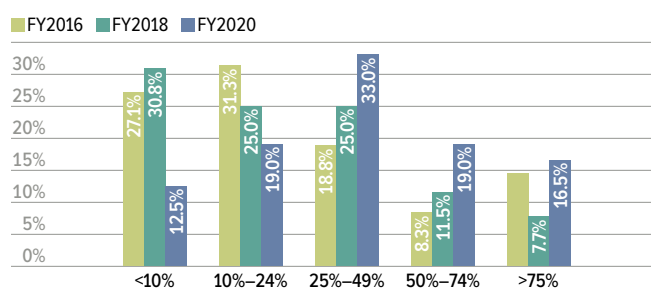
FIGURE 10. Number of pay increases by type since FY2018 survey



The FY2020 survey also introduced a new question to gather baseline data on whether or not archives and records management programs are starting to hire contractors rather than FTEs. This has been an emerging practice in information technology professions, and CoSA was curious if the trend was carrying over into the archives and records management programs as well. At this time the practice is still fairly rare, with approximately 14% of respondents indicating one or more contract employees working with their institutions.

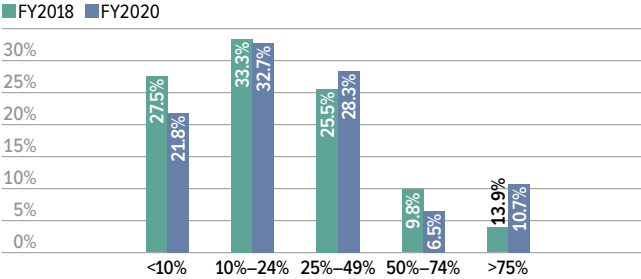
How staff spend their time is always an area of interest, particularly regarding engagement with electronic records and digital preservation. As working with electronic records becomes part of the skill set required of archivists and records managers, the expectation is that a greater percentage of staff will devote at least some of their time to working with records in this format. The FY2018 survey contradicted this premise, but the FY2020 survey shows an increase in the percentage of staff with some responsibility for electronic records. The biggest change came in the <10% category with the percentage of staff dropping from 30.8% to 12.5%. There was also a drop in the 10%-24% category from 25% to 19%. All three of the top categories experienced around +8%. This is encouraging data that helps support CoSA's continued focus on training and development programs for electronic records management and digital preservation.

FIGURE 11. Percentage of staff who devote some time to electronic records management/digital preservation since FY2016



For engagement with local government records, the biggest shifts since the FY2018 survey come in the bottom (<10%) and top (>75%) categories. The percentage of staff who devote at least some of their time to local government records trended upward with the most frequently selected category remaining the 10%-24% range with just shy of a third of responses.

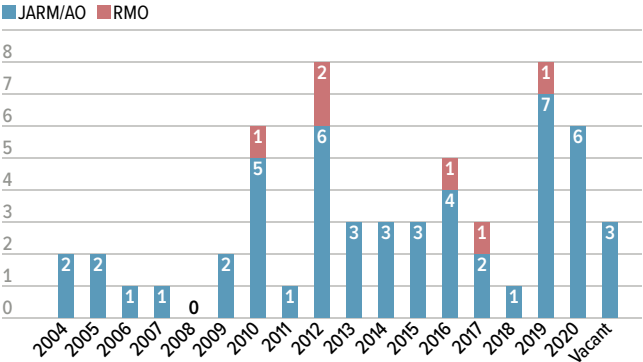
FIGURE 12. *Percentage of staff who devote some time to electronic records management/digital preservation since FY2018*



Titles vary greatly across states and territories with the term “archivist” being applied to a wide range of job positions. Archivists fill administrative positions, and the title can be modified with terms denoting specialization in reference, accessioning, processing, outreach, and digital processing. Equally varied are salary ranges which depend greatly on regional costs of living, experience, and length of service.

Government chains of command and hierarchical structures vary from state to state, and archives programs are headed by not only by people holding the title of state archivist, but also by directors, administrators, and managers. At the time of the survey’s completion, only eight top position holders had been in their job since before 2010, with the longest tenures dating back to 2004. Eleven were new just since the FY2018 survey and some additional transitions have occurred since the completion of the FY2020 survey. On the whole, we are seeing a slight increase in turnover in these top-level director/administrator/state archivist positions within JARM and AO programs. RMO programs report similar data with all six top positions having been filled since 2010.

FIGURE 13. *Number of Program Directors/Administrators/State Archivists hired or appointed by year*



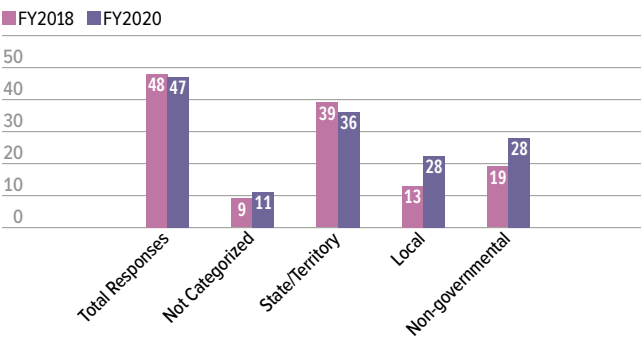
SECTION 2:

Collections

ARCHIVAL COLLECTIONS

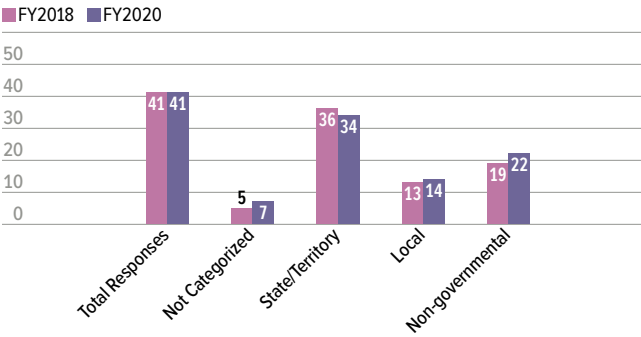
While the majority of state archives’ holdings are records of state or territorial governments, some facilities also manage local government records and/or non-governmental records. The mission and mandates of each institution dictates its collecting policies. Of the 47 respondents who provided statistics on the volume of their total non-electronic holdings, 11 did not separate the data into these three categories. This compares closely to FY2018 survey returns that included 48 respondents, nine of whom did not categorize their holdings. All the remaining 36 FY2020 respondents who did provide categorization of their holdings indicated that they manage state or territorial government records, with 28 taking in local government records. Non-governmental records were also held by 28 institutions. The number of archives reporting local government and non-governmental records increased significantly from the FY2018 survey.

FIGURE 14. Breakdown of non-electronic records by category



For electronic records, 41 respondents provided data on their holdings. Of these, seven did not categorize the source of the records. Again, all of the remaining institutions reported holding state or territorial records, with 14 reporting holdings from local government and 22 holding non-governmental electronic records. While this demonstrates an increase for local and non-government electronic records as well, it is much smaller than the increase for non-electronic records.

FIGURE 15. Breakdown of Electronic Records by Category



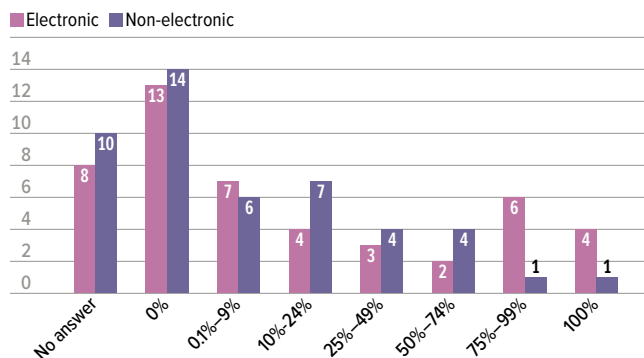
This survey also sought to capture more detailed data on the number and types of digital objects that state and territorial archives are maintaining. While previous surveys gathered information on the size of electronic holdings by volume, such information documents the overall storage space used, not whether the holdings include thousands of small document files or a few hundred large datasets. For example, two states reported roughly 185,000 digital objects, but one stated it has 4 terabytes of electronic records while the other listed just under 2,000 gigabytes (roughly 2 terabytes). Admittedly, the question about the number of digital objects specifies not to count backup copies and that limitation was not explicit on the overall volume question. It is possible that different metrics are being compared here. But nonetheless, the question gives us a baseline to start building a dataset for future analysis. As is sometimes the case with new questions added to the biennial survey, the response rate was low. This question had only 20 programs providing any data, so we may also see shifts in the numbers as archives become more comfortable with the question.

Total volume of archival holdings continues to be a perplexing dataset. There has been a long-standing issue that different institutions use different units of measurement to track holdings. Previous surveys asked for collection sizes in cubic feet, but some reported linear feet, and it was often unclear if those numbers were later converted to cubic feet during data analysis. For the FY2020 survey, respondents were asked to indicate their unit of measurement and linear feet are explicitly being converted to cubic feet during analysis by multiplying the linear foot number by 1.2. Undoubtedly there will be some lingering discrepancies over time, but the goal is to achieve a status in which each archives is being compared accurately against the same measure for each survey. While the

exact size of holdings can be useful for determining peer institutions, the overall trends of increases or decreases in collection size are more useful for broad, national analysis. Similarly, respondents were given the opportunity to select their preferred unit of measurement for the electronic records holdings. When the data was normalized during analysis, 32 of the 42 respondents to this question indicated managing over a terabyte of data.

Processing backlogs are always an area of concern. On previous surveys respondents were asked to provide figures on the volume of their unprocessed holdings, both non-electronic and electronic. It was always clear, however, that institutions were working with very different definitions of “unprocessed.” Definitions of “processed” ranged from basic stabilization activities when the materials were accessioned through detailed folder-level finding aids. To account for these disparities, the question was reworded for the FY2020 survey to ask, “What percentage of your records are not accessible to researchers due to insufficient processing?” The question was asked for non-electronic and electronic records. The most frequently selected answer was 0% unprocessed, followed closely by those who skipped the question. From there, the number of responses decreases for each range of percentages, except in the case of unprocessed electronic records, which take a jump in the 75%-99% category.

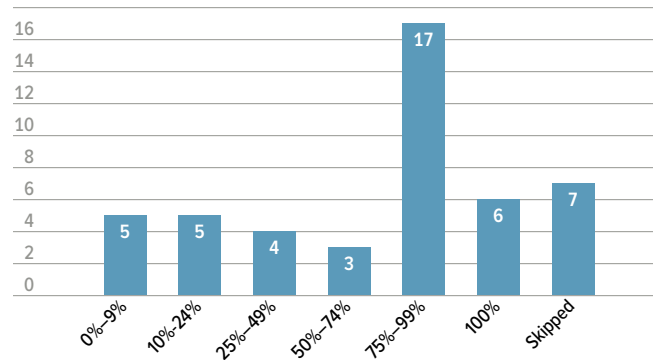
FIGURE 16. *Percentage of collection material inaccessible due to insufficient processing*



In a related question, respondents were asked to quantify the volume of records that were processed in FY2020. Despite closures due to Covid-19, the majority of respondents indicated that they processed over 1,000 linear feet of records during the survey period.¹ The vast majority of respondents reported having over 75% of their collections described online, including 6 respondents that reported 100%.

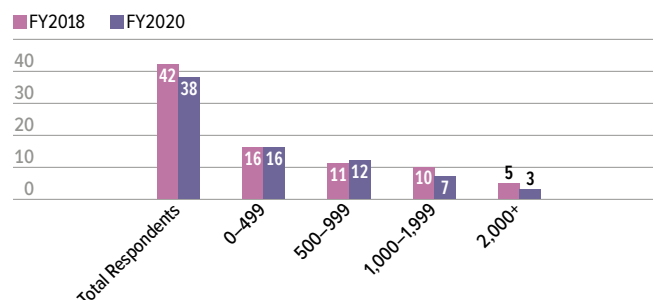
¹ This question was not calibrated to account for institutions that track their data in cubic feet.

FIGURE 17. *Count of archives by percentage of collections with online descriptions*



Despite many facilities closing during spring 2020, the total volume of non-electronic records accessioned in FY2020 held fairly close to FY2018. There was a slight drop in the overall number of responses, but the number of archives bringing in up to 999 cubic feet remained fairly level.²

FIGURE 18. *Comparison of number of archives accessioning non-electronic records FY2018 to FY2020, by volume groupings*



The range of accessioned electronic records continues to fall into extremes. On one end, some states are still not accessioning electronic records at all while at the other end some states brought in terabytes of records in FY2020.

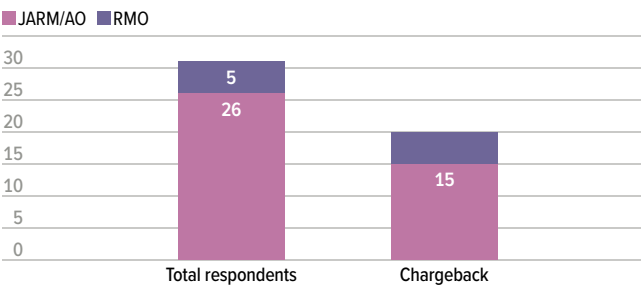
RECORD CENTER HOLDINGS

The FY2020 survey was greatly expanded to gather additional data on record center holdings. Records centers provide a valuable, money-saving resource to state and local government agencies and departments by managing non-permanent records. Additionally, a separate, targeted survey was sent to states with records management programs that are managed separately from the archives. This increased the amount of data collected for records centers as a key component of several of these programs.

² It should be noted that this year sites were allowed to report their accessioned volume in either linear or cubic feet. Those responses that were received in linear feet were converted to cubic feet by multiplying the reported number by 1.2 for the purposes of analysis.

A total of 31 responses were received for record center holdings and operations. Of those, 20 use chargeback fees and cost recovery for the agencies and departments that use their services. Exact fee structures vary, but the majority charge per cubic foot of storage per month. One indicated an additional fee for cold storage. Across the board, the average cost per box per month ranges roughly between \$0.25 and \$0.50. One of the most striking numbers of the FY2020 survey was the amount these programs estimate they save their states by providing the service versus outsourcing to a third-party vendor. Not all states track this number, but those that do estimate between \$500,000 and \$5,000,000 a year in savings.

FIGURE 19. *Number of respondents to Record Center survey questions and number that assess chargeback fees*



The number of agencies and departments serviced by records centers varies greatly, ranging from around 20 to over 300. The average is just under 100. Similar to their archives counterparts, respondents were asked to indicate the composition of their holdings: state/territorial records, local government records, or non-governmental records. Of the 28 respondents to questions about their non-electronic holdings, five did not differentiate their inventories into component parts. The remaining 23 managed non-permanent records for state government, with five also managing local government records. Just one held non-governmental records. Very few records centers are assuming management of non-permanent electronic records. Only Wyoming, Florida, and Michigan records management programs indicated they support this service, down from 10 on the FY2018 survey. This change may just be a factor of different facilities responding to each survey, but it is an area to continue to monitor.

The FY2020 survey sought to establish a baseline for core records center services such as retrievals and box destructions. The range of retrievals covered just 100 to 12,000 with the number of retrievals across 26 respondents averaging approximately 8,275 per year. Box destructions averaged 9,520 per facility. Undoubtedly, these numbers were impacted by the Covid-19 pandemic and resulting government agency closures. Idaho specifically stated that they experienced a moratorium on record destruction due to the pandemic. While 2020 provided less than ideal circumstances to establish baseline data in this area, it was an important step for the survey to center records management issues and topics more completely. Additional records management services are detailed in the Reference section below.

SECTION 3:

Access and Engagement

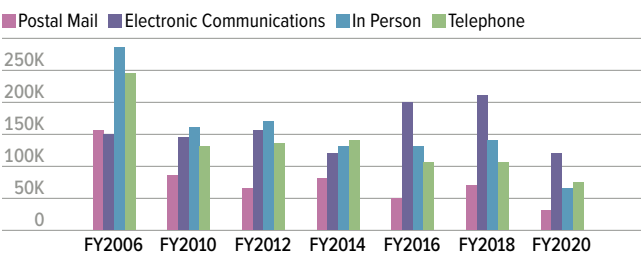
REFERENCE IN ACTIONS AND TRAININGS

With the pandemic and resulting closures and restrictions, it is no surprise that the number of reference requests to state archives were down from previous surveys. The extent of the decline, however, is a cause for further investigation. If we allow for four months (March to June 2020) of little or no activity across all respondents, we would expect around a 33% drop in totals. Yet, as seen in Figure 20, the figures are closer to a 50% drop overall. One possible explanation is that reference numbers for FY2020 were under-reported due to respondents' inability to remotely access and report the full range of resources needed to compile these numbers. Several states were not able to report any numbers at all. On a positive note, the inclusion of questions regarding records management reference interactions, and an increase in participation of RMO programs, provides new data points that have not been collected previously.

This portion of the FY2020 survey was completed by 44 JARM or AO programs, three territorial programs, the District of Columbia, and six RMO programs. Not all respondents answered all questions. The total number of in-person visits to state archives programs was 65,952, down from 141,312 in the last biennial survey. Not surprisingly, Records Management Only programs did not generally report in-person visits since their main customers are other government offices and agencies, and many programs are functioning out of secure record centers. The one exception was the Nebraska Records Management program which reported 636 in-person visits for FY2020.

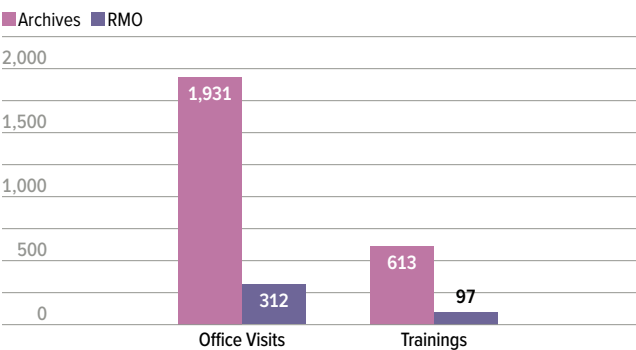
Aside from in-person visits, other forms of reference interactions also declined. Postal requests dropped just over 55%, from 69,030 to 29,606. Telephone interactions went down about 30%, from 106,633 to 74,755. Even email and related electronic communications went from 208,400 two years ago to 119,926, a decline over 40%.

FIGURE 20. Comparison of reference interactions since FY2006



Augmenting the questions about archival reference, the FY2020 survey asked respondents about reference services in support of their records management programs. In addition to the six Records Management Only programs, 35 archives respondents indicated that they support records management. While a significant number of those 35 stated that they did not track records management questions, those who did respond accumulated nearly 94,000 questions in FY2020, with an additional 7,800 from the six records management programs. When office visits and training for records creators were curtailed by the pandemic, and in-person support was put on hiatus, focus shifted to online training. Areas for further study include a comparison of the number of training events versus the number of attendees and the reach of online trainings.

FIGURE 21. Records Management program support interactions for FY2020



Six archives programs and four records centers reported not closing physical facilities at all for the pandemic. By the end of FY2020, all but 13 of the remaining programs were opening, mostly with restrictions in place. Restrictions include appointment-only access, requirements for face masks and wellness checks to enter the facility, and limiting capacity due to increased spacing and social distancing in research areas.

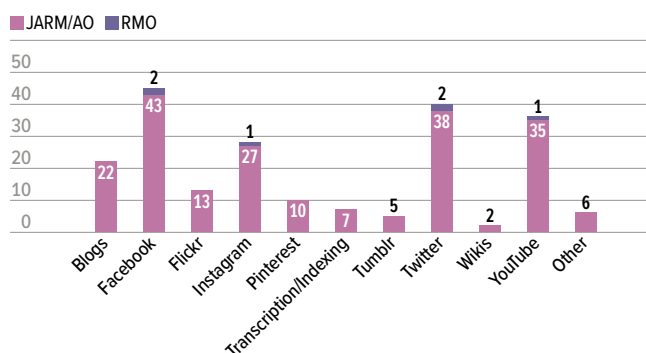
ONLINE ENGAGEMENT

Continued engagement and communication with user communities were especially crucial during the uncertain periods of closures and restrictions archives experienced in FY2020. Official agency websites served as important sources of information and updates. Traditional tracking of online engagement via agency websites is usually broken into two categories: 1) unique visitors and 2) total

“hits” to the website. Unfortunately, this continues to be a difficult dataset to analyze across institutions. Centralization of IT services and the reliance on third-party vendors can complicate data reporting and aggregation.

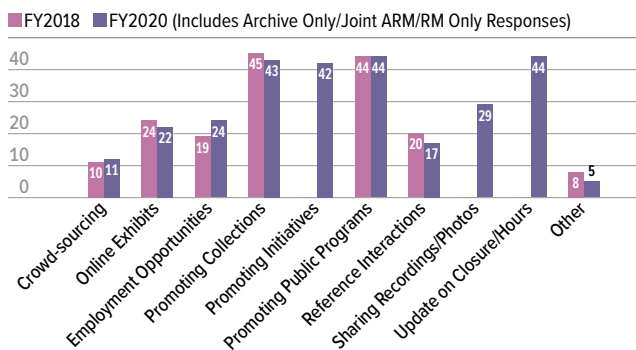
Archives and records management programs exert more localized control over their social media engagement. Facebook and Twitter continued to be the more frequently used sites, although both did decline slightly from FY2018. YouTube increased by three respondents and Instagram increased by six. Flickr, wikis, and blogs all had slight declines. Several new sites were added to the survey options for FY2020, including Pinterest, Tumblr, and transcription/indexing sites. These additions were included from the list of “Other” sites listed in the previous survey and their inclusion as specific choices reduced the “Other” category from 12 to six.

FIGURE 22. Social media platforms utilized by Archives and Records Management programs



Respondents were also presented with additional categories to describe their uses of social media. The most striking addition was to “update the public on closures and changes to hours,” which was chosen by 44 of those surveyed. “Promoting profession-wide initiatives” also had a strong showing with 29 respondents selecting it, and “Sharing training/meeting/event records and pictures” came in at 29. Of the choices that carried over from the FY 2018 survey, using social media for “Promoting Collections” and “Promoting public/educational programming” were the most popular.

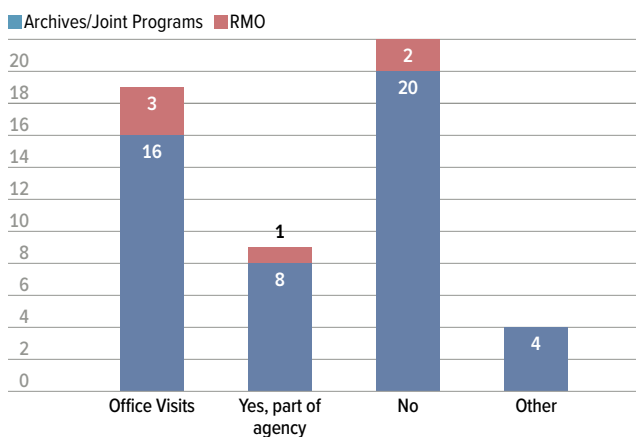
FIGURE 23. Comparison of uses of social media platforms since FY2018



NEWSLETTERS

The proportion of respondents who indicated that they support a newsletter, or contribute to a parent agency newsletter, increased from a 50/50 split on the FY2018 survey. North Carolina contributes to a Friends group newsletter while Connecticut’s newsletter is currently dormant. Michigan’s Archives Only program produces a biennial magazine, in addition to contributing to a parent agency newsletter.

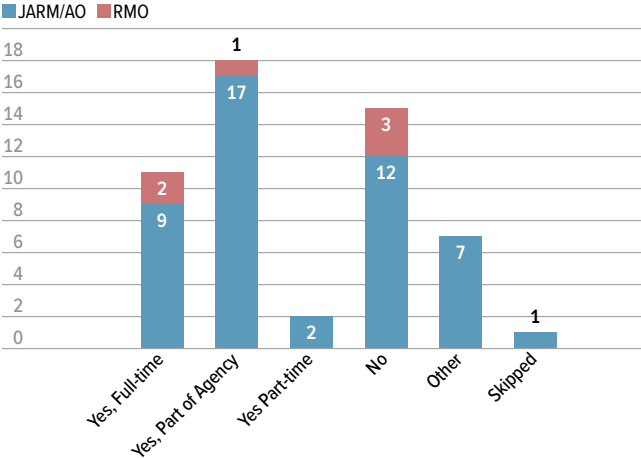
FIGURE 24. Prevalence of newsletters



COMMUNICATIONS OFFICERS AND SOCIAL MEDIA COMMUNICATIONS

There are several models used by archives and records management programs to handle management of communications, web messaging, and social media accounts. Eleven respondents indicated that they have a full-time position within their institution to handle communications and social media, while an additional two have part-time positions. The majority have access to expertise in this area through their parent agency. For those who selected “Other,” most indicated that a team of employees contributes to this work or it is viewed as a distributed “other duty as assigned” for several people.

FIGURE 25. *Total Communication Officers and Social Media Coordinators*



Respondents were also asked to provide a more subjective look at what they view as their most effective strategies to spur engagement through social media. Overall, effective social media posts should tell a good story that engages the viewer and is relatable and relevant to their lives or current events. Posts on a common theme or that were part of a series were very popular, especially those that used a national hashtag like #archiveshashtag-party (sponsored monthly by the social media team at the National Archives and Records Administration) or a local tag like Alabama’s #FreshFromTheArchives. New ways of engagement emerged over that past year, such as using images from collections to create online puzzles or recording Instagram stories as tutorials for how to access popular online collection materials. Creating a sense of participation and interaction through transcription projects or asking for help in identifying photos can build relationships with the public and keep them coming back for more.

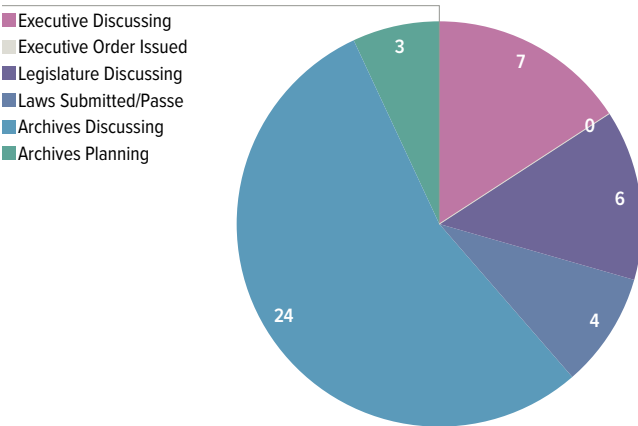
SECTION 4:

Special Projects

DIGITAL PRESERVATION

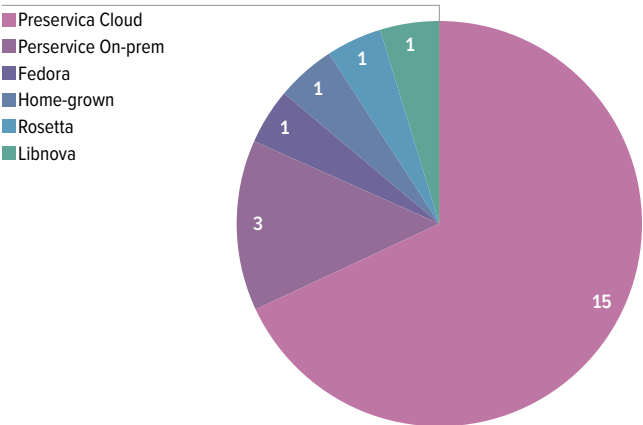
With the National Archives and Records Administration phasing out the acceptance of physical records to its facilities by the end of 2022, CoSA wanted to know if this concept is filtering down to state and territorial governments. Survey respondents were asked to assess the degree to which this idea is being discussed and implemented in the executive and legislative branches of their state governments, as well as within their own institutions. Overall, it seems that state archives staff are aware of the possibility and are pro-actively exploring how to implement a change of this magnitude.

FIGURE 26. Possibility of only receiving electronic records



The number of state and territorial archives that reported having a digital preservation repository or system in place dropped slightly from the FY2018 survey, but this drop can be accounted for by a slightly lower response rate to the survey in FY2020. Of the 47 respondents, 22 indicated that they have an OAIS-compliant system in place. The most prevalent solution in this arena continues to be Preservica (15 states indicated they use Preservica's cloud-based system and three states reported using Preservica's hosted on on-premise Enterprise system). Libnova, Rosetta, Fedora with Islandora, and a home-grown repository each account for one additional response. The FY2020 survey was conducted before Preservica launched its Starter Edition, which supports 5GB of storage and related preservation activities at no-cost, so we may see an increase in the use of Preservica on the FY2022 survey.

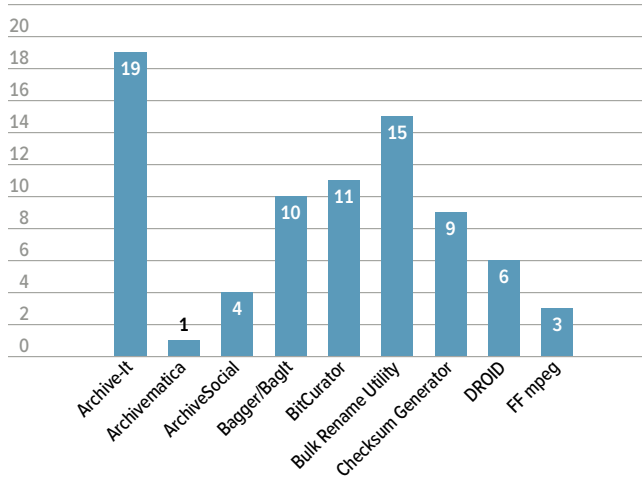
FIGURE 27. Relative market share of digital preservation repository services



Those archives that have not moved to a digital preservation repository system are implementing a combination of other software and hardware solutions to address their digital storage and preservation needs. Five reported uses of electronic records management system software while 10 are using external hard drives and tape drives for additional back-up support. Twelve are managing the records on shared network storage, while four report using a configuration of various hardware and software tools. Five respondents indicated they are either not accepting electronic records or they are not supporting any system for records they do possess.

Since digital preservation requires more than just a repository, this survey asked about additional software tools that are supporting digital preservation activities in state archives. Perhaps not surprisingly, the most frequently mentioned tool was Archive-It for web harvesting. The second most frequently cited tool was a bulk rename utility, followed closely by BitCurator, Bagger/BagIt, and a CheckSum Generator. Twenty respondents listed additional tools beyond the list provided, but no single tool was prevalent.

FIGURE 28. *Usage of supplemental digital preservation tools*



STATE HISTORICAL RECORDS ADVISORY BOARDS (SHRABS)

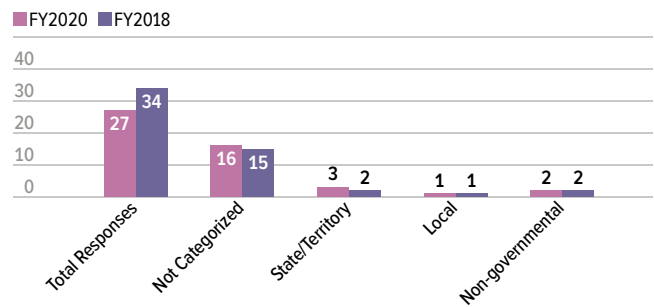
For the FY2020 Survey, information about State Historical Records Advisory Boards (SHRABs) was collected in a separate survey instrument. There were 49 respondents (45 states, 3 territories, and the District of Columbia) that submitted this survey, although not all respondents answered all questions. While the raw number of responses declined from the FY2018 survey, when we compare the percentage of responses the results also indicated a decline in authorizations and activities for SHRABs nationally. Further monitoring is needed to determine if this is the beginning of a trend or simply a result of challenges presented by the pandemic.

Initially formed under regulations governing the National Historical Publications and Records Commission (NHPRC), SHRABs across the country serve a vital role in their jurisdictions as advocates, conveners, trainers, and grant-makers for archival institutions. They support and amplify the work of state archives while also promoting national archival programming like Archives Month and National History Day. They provide hands-on assistance and guidance to small archival institutions through traveling archivist programs and manage regrant programs to ensure these institutions have the supplies needed to implement arrangement and description projects. SHRABs create repository directories for their states and host workshops, training, and conferences where archival professionals and volunteers exchange real world solutions to shared challenges.

With the wide range and scope of the SHRABs, the survey did show a decline in the status of SHRABs nationally since the FY2018 survey. While there were more respondents in 2018 (54), the number of SHRABs reporting that they are authorized and active fell from 34 to 27 in raw numbers and from 63% to 55% of total responses. The

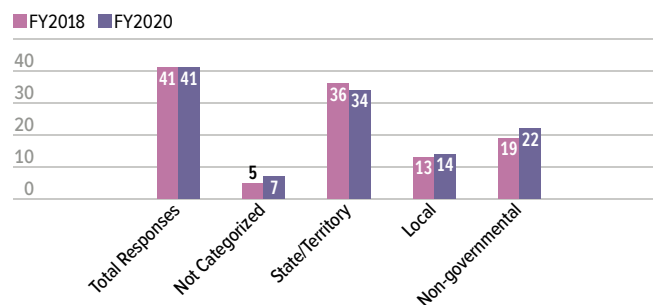
category of authorized, but inactive gained slightly by 1, as did the SHRABs reporting that they are attempting to establish or reestablish active boards. Additionally, two respondents selected "Other": Louisiana is making progress toward reestablishing its SHRAB but was delayed due to COVID. The U.S. Virgin Islands is exploring creating a SHRAB, also. One state responded that it has no current plans to establish a SHRAB. What remains to be seen is whether these numbers will rebound and we will be able to attribute the decline to the difficulties of conducting business during a pandemic, or if they are a bellwether for future struggles for SHRABs.

FIGURE 29. *Comparison of authorization status for SHRABs between FY2018 and FY2020*



The decline in status for SHRABs also corresponds to a decline in the timeliness of appointments to the Boards. Eight SHRABs reported that appointments are always made on time, a drop from 17 in FY2018. A few of these losses can be accounted for by respondents who selected the "Other" option so they could provide a greater degree of nuance to their responses. The response with the greatest increase, from 3 to 6 responses, was "Not all members are current, but we expect them soon," perhaps indicating slower than usual SHRAB appointments as an indirect impact of the pandemic rather than the start of a trend.

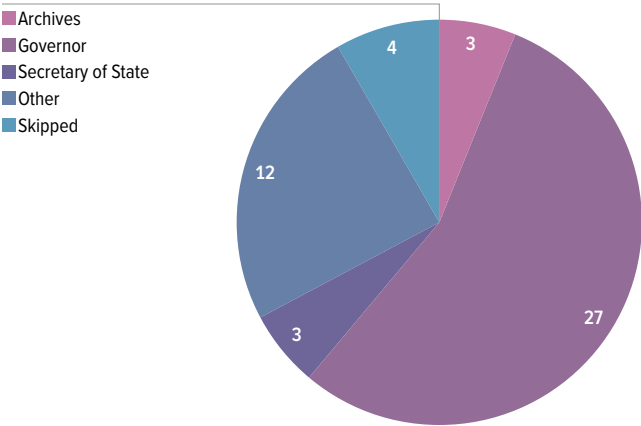
FIGURE 30. *Comparison of timeliness of SHRAB appointments between FY2018 and FY2020*



A new survey question asked about the primary authority for appointments to SHRABs. Over half of the respondents indicated that their Board appointments are made by the governor. Approximately 6% of respondents indicated that the appointments are made by the archives

with another 6% being made by the secretary of state. Four respondents skipped the question, accounting for approximately 8% of the answers. The remaining 25% of respondents answered “Other” indicating a wide variety of appointing authorities. In two cases, the governor appoints some members and other members are appointed by other groups. An additional two respondents indicated that the compositions of their SHRABs are specified in statute.

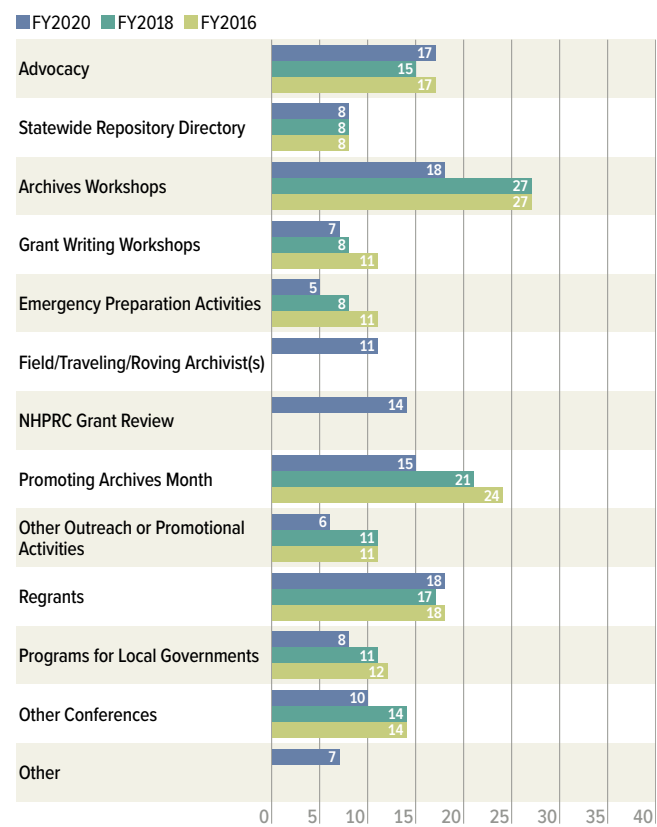
FIGURE 31. Primary authority who appoints SHRAB members



While the governor is the most prevalent appointing authority, the majority of SHRAB Coordinators hold the title of state archivist. In a handful of cases, the state archivist serves as the deputy coordinator under a director or elected official who holds the coordinator position. Most respondents indicated that their coordinators spend between .25 FTE and 1 FTE on their role while additional archival staff tend to account for an additional .5 FTE or less in SHRAB support. It is unclear if this is because of decreased SHRAB authorization and activities or an increase in separation between SHRAB and state archives administration and programming.

SHRABs engage in a wide variety of activities to support historical records repositories and programming. The most reported include delivering workshops and training on archival and records management topics, and providing regrants. A close third is advocacy. Two new categories were added to this survey: Field/Traveling/Roving Archivist and NHPRC Grant Review.

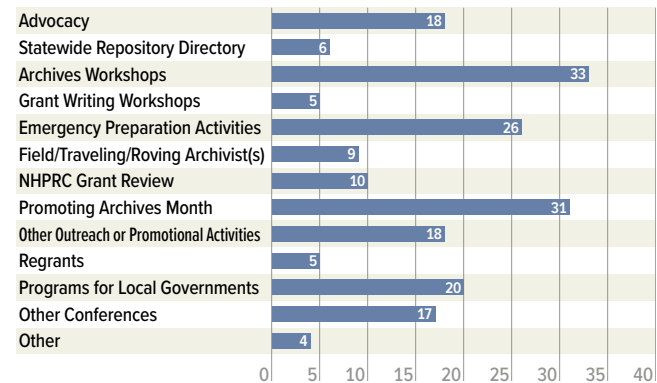
FIGURE 32. Comparison of activities SHRABs support since FY2016



Other activities listed included support of local history days and award programs, brown bag lunch seminars, and specific resources and workshops to support genealogists.

The FY2020 survey also asked respondents to answer these same questions for their state archives programs. Delivering workshops and training on archival and records management topics continued as the top selection, with promotion of American Archives Month coming in as a close second.

FIGURE 33. Activities supported by Archives Only and Joint Archives and Records Management Programs



Further exploring the relationship between SHRABs and state archives programs, respondents were asked to rate the impact of SHRAB activities on their state archives, as well as on the broader archival community in their state or territory. The results to these questions held fairly steady from the responses in FY2018, with no responses in the “negative” or “very negative” categories.

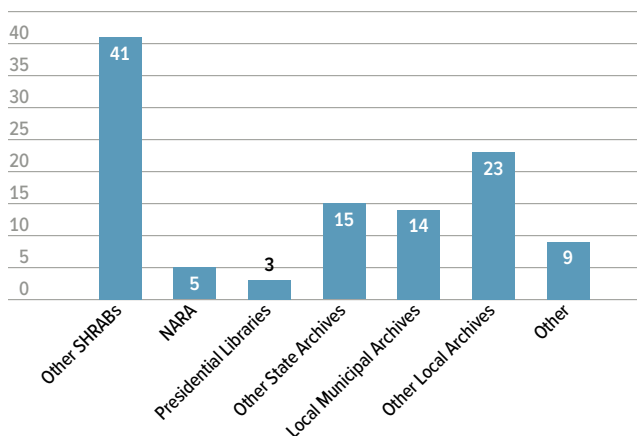
Additional new questions on the SHRAB portion of the survey included those on funding, collaboration, and representation. As would be expected, the majority of SHRABs receive at least some of their funding from the NHPRC. Nine states receive additional funding from their state, although two states only receive state funding. Other responses indicated that some SHRABs are trying to function with no funding or only through donations and staff support.

When asked what activities SHRABs would like to undertake if they had additional funding, many respondents indicated that they would start or enhance field/traveling/roving archivist programs. Closely related, many SHRABs would also like to expand or reinvigorate regrant programs. These answers speak strongly to the need for hands-on assistance and training for institutions at the local level.

The respondents also presented an array of innovative and thoughtful suggestions such as Connecticut’s idea for Diversity, Equity, Access, and Inclusivity (DEAI) training for board members and the local archival community and Alaska’s interest in providing lesson plans for teachers and resources for students pertaining to Alaska and National History Day activities. Several respondents stressed increased engagement with underrepresented communities to provide appropriate support around preservation of their records, as well as support of statewide portals or repositories for digital preservation for small institutions.

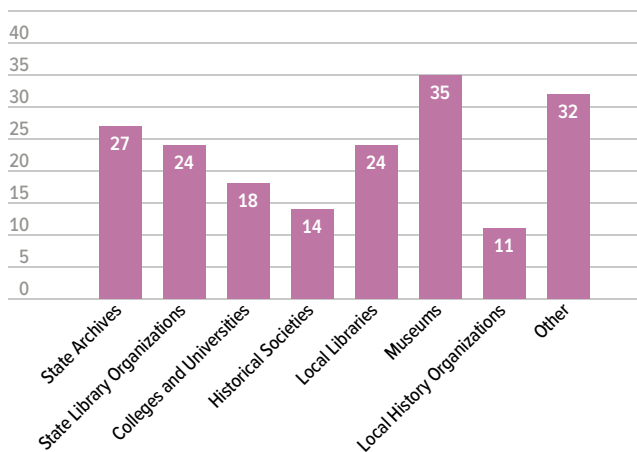
In the past few years, SHRABs have made concerted efforts to collaborate with their counterparts in other states. SHRABs already work closely with local archives and with their state archives. The “Other” category encompasses a wide range of additional groups such as tribal archives and genealogical organizations.

FIGURE 34. Organizations SHRABs collaborate with



SHRABs draw their members from a wide variety of organizations and institutions in their states and territories. Given the role of the state archivist as the SHRAB coordinator in many states, it is no surprise that 32 respondents indicated their board memberships include state archives staff. College and university archivists are represented on 35 of the SHRABs that responded and local historical organizations contribute to 24 Boards. Government departments and agencies provide a significant number of the “Other” members, as do corporate and tribal archives.

FIGURE 35. Organizations and institutions SHRAB members represent



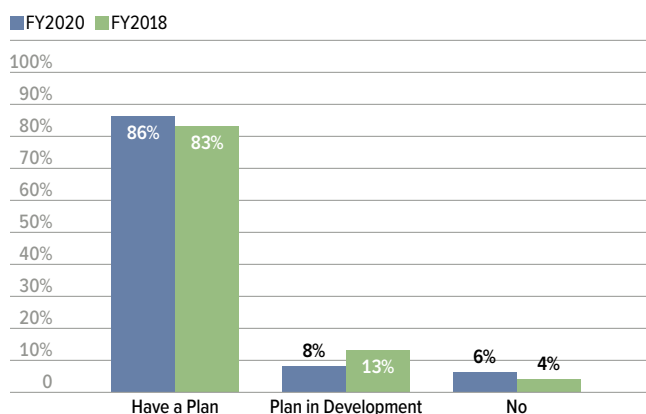
Finally, the FY2020 survey also asked an open-ended question about whether respondents felt their SHRAB membership matches the demographics of their state or territory. Specific demographic categories were not called out in the question. Responses ranged from simple “Yes” or “No” answers to more detailed descriptions of needed representation to diversify gender, ethnicity, geographical location, and types of institutions.

EMERGENCY PREPAREDNESS, RESPONSE AND RECOVERY

Covid-19 forced state archives, and everyone else, to switch focus from emergency preparedness to emergency response, and to reexamine their disaster planning to determine if it was flexible and expansive enough to address a global pandemic. The majority of respondents found they were prepared to protect their collections from fires and floods, but that when it came to protecting people from their environment, their plans came up short.

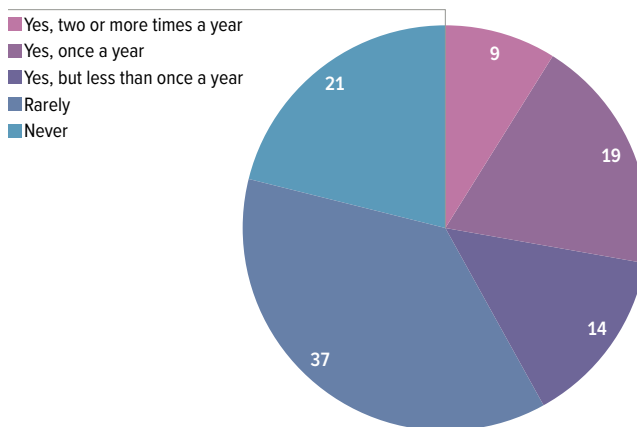
A total of 50 respondents from joint Archives and Records Management programs and Archives Only programs completed the Emergency Preparedness, Response, and Recovery portion of the survey (46 states and 3 territories and D.C.). The number of respondents that indicated they have an Emergency Preparedness Plan in place remained steady at 43, with the overall percentage of positive responses increasing from 83% in FY2018 to 86% in FY2020. An additional four respondents stated that a plan is in development, and three said they do not have a plan in place, nor is one being developed.

FIGURE 36. Comparison of status of emergency preparedness planning, by percentage, for Archives Only and Joint Programs



Of the 43 states and territories with plans in place, 28 indicated that they are up-to-date. There was a slight change in how this question was asked for FY2020, so it is not possible to compare with previous surveys. Perhaps not surprisingly, for a year that was anything but a drill, plans were not frequently practiced in FY2020. An additional six Records Management Only respondents also completed the survey. All responded that they have a plan in place and that it is up-to-date. These respondents provided a wide range of responses for the frequency of their drills, ranging from rarely to twice or more per year.

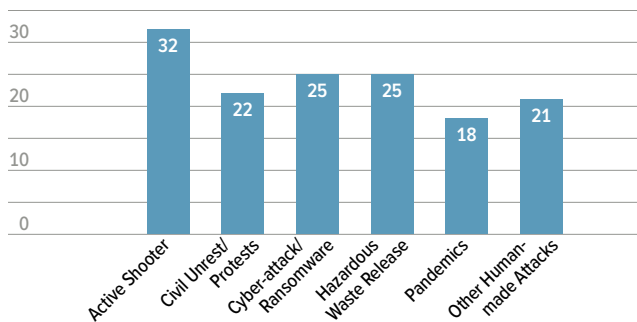
FIGURE 37. Frequency Archives Only and Joint Programs practice their emergency preparedness plans, by percentage



When asked if their plans were sufficiently detailed to support their agency during the pandemic, only 13 answered in the affirmative. For Records Management Only programs, four felt their plans met the needs of the pandemic; one did not, and one skipped the question.

This level of response would seem to indicate that much of our disaster planning has been based on previously experienced disasters and that, as a group, we had not planned for an illness as an emerging threat. This supposition is further supported by a later question in which respondents were asked to indicate types of threats that are included in their state/territorial Continuity of Operations Plan (COOP). Looking at the combined responses across all institution types, 32 of those surveyed indicated their COOP plans included active shooter protocols, but only eighteen included pandemics.

FIGURE 38. Components addressed in state Continuity of Operations plans by all institution types



Archives programs have long struggled to find a place within COOPs. At the federal level, archives are generally grouped under the Department of Interior and at the state level they are frequently lumped in with parks and natural resources. It is an encouraging sign that archives and records programs have increased their visibility so that nearly half of respondents (24) stated their programs are included as one of the components of their state/territory

plan. Records Management Only programs reported an even split between inclusion in their state's COOP and not knowing if they are included or not.

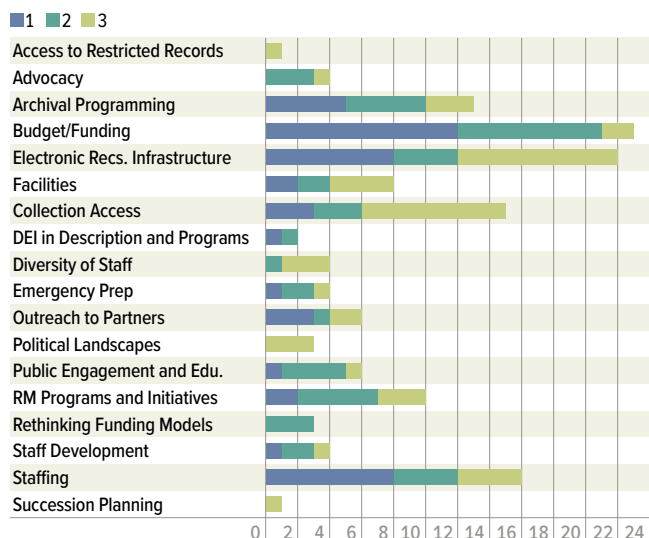
With the increase of regional and nationwide disasters, partnerships and collaborations to help sustain institutions are becoming even more important. Despite the need, regional emergency preparedness groups such as the Alliance for Response (AFR) or the Coordinated State-wide Emergency Preparedness (COSTEP) program often struggle to stay active and engaged over time. Four survey respondents indicated that they participate in their state or regional AFR and two participate in a COSTEP group. An additional 15 are engaged with other federal or state-based groups to support emergency preparedness, response and recovery.

SPECIAL INITIATIVES AND PLANNING

For the FY2020 survey, respondents were asked to rank their top ten program priorities for the next two years as well as their top ten long-term program challenges from a list of eighteen choices. This ranking was expanded from ranking the top three choices on previous surveys. General feedback was that asking for ten may be excessive and while the full list of responses is available in the Appendix, only the top three answers are analyzed here.

Budgets and funding are definitely on the minds of survey respondents, as this category received the most #1 rankings and the overall highest number of rankings within the top three places for respondents' priorities over the next two years. Close behind is building/expanding/managing electronic records infrastructure, with staffing rounding out the top three. Also presenting a strong showing among the top three rankings are collection access and archival programming and initiatives.

FIGURE 39. *Rankings of top three priorities for JARM and AO programs in the next two years*



Respondents were asked about their strategies for addressing these top priorities. Many plan to reshuffle or potentially eliminate some services to cover budget shortfalls. Others are leaving staff positions open or dealing with hiring freezes. Unfortunately, these budget concerns hamper the need to expend additional resources and increase staffing to support a sustainable electronic records infrastructure.

The emphasis on budgeting and electronic records infrastructure was even greater when respondents considered their long-term challenges. Staffing, buildings, and facilities were also issues of strong concern. When looking at these challenges over a longer timeframe, strategies such as investigating new funding sources and engaging with legislatures over budget levels become priorities. There are also more opportunities for restructuring programs and moving resources to support priority projects.

SECTION 5:

Our Stories

While we can parse numbers and statistics, the true impact of state archives and records management programs can most clearly be seen and felt through the stories they engender. Below are stories submitted by survey respondents that illustrate the range of work conducted by these programs and the real-world impact they impart.

Alabama

During the COVID pandemic a graduate student working on a thesis was unable to travel to the archives to conduct research due to an underlying health condition. Reference staff pulled around 25 boxes of archival materials and scanned a number of documents to assist her with her research.

Alaska

In 2016 the Alaska State Archives moved into a new facility along with the State Library and the State Museum. The new shared building provided the State Library and Archives with a wonderful exhibit space featuring an Arakawa display system. We were also fortunate enough to be provided with a small amount of funding left over from the construction of the building to use for content display in these new public display cases.

March 24th, 2019 marked the 30th anniversary of the grounding of the oil tanker Exxon Valdez in Prince William Sound. The Alaska State Archives and the Alaska State Library Historical Collections designed and installed a [joint in-house and on-line exhibit](#) presenting materials from both repositories related to the spill and its aftermath.

The in-house display created more buzz with patrons and tourists than anticipated. Visitors frequently stopped and took time to reflect on what happened in Prince William Sound 30 years ago. One such visitor was a gentleman whose photograph was among the records displayed in the exhibit, and he was completely surprised to see his image up on the wall so many years later. He was photographed in a red clean-up suit holding an oiled sea otter in a chart of Prince William Sound. At the time of the spill, he worked for the Department of Fish and Game and worked on the spill for the first 47 days. A photographer documenting the spill wanted a picture of the oiled sea otter, but said that the red suit would not show the details of the animal and

they needed something white to show it off. The Fish and Game employee used the chart in the picture to hold the otter, even though they only had one chart of the sound left with them which no one wanted to get soiled.

In March 2020 the exhibit Women in Alaska opened. One colleague found images of two relatives never seen before. The Division of Elections utilized the images on the official 2020 elections pamphlet.

American Samoa

Every year we help a number of American Samoans obtain archival copies of their Birth Certificates and other Vital Statistics information for legal purposes, such as the unique One U.S. National Parent Passport program. We also often help American Samoans seeking information about High Court Land and Matai Title cases that are very important for their families/villages.

Last year 2019 we had our 4th Annual Archives Month with staff and the public enjoying a number of fun and educational activities.

Arkansas

Most anecdotes involving positive impacts from our program come from our genealogical patronage; our staff have been able to help patrons establish their own birth records, help former service personnel document their eligibility for veterans' benefits and on one occasion provided evidence allowing the rectification of an inter-county border dispute.

Colorado

Colorado State Archives has records and mugshots from the Colorado State Penitentiary. They can have a negative stigma as it deals with crime and no one is really excited to hear their ancestor went to prison. A customer from the general public requested a penitentiary record, and when she was able to look at

it she was so happy because the mugshot we found was the only known photograph left of this person. We were able to provide her a high-quality digital scan so she could have it and share with her family. To know that we were able to preserve this history for someone that no one else could provide was very gratifying.

Florida

Our workshops for history/social studies teachers on using historical records in the classroom have been extremely well received. The Academic Services director for the local county school district wrote, *"Thank you for the amazing experience you provided for our teachers yesterday. I have never seen such a positive response to a workshop in all my ten years at the district office. They absolutely loved it, and the workshop evaluations indicated so. There was an energy in the room yesterday that can't be captured on any workshop evaluation. I heard teachers laughing and smiling. I saw teachers excited and inspired. It is hard to be a teacher these days, so thank you for making them feel re-energized with meaningful resources and teaching ideas."*

One of the teachers who attended also wrote, *"I just wanted to say THANK YOU for a fabulous day! I have been teaching in Leon County for 17 years, and this was the BEST workshop I have ever attended. I learned soooooo much and I am very appreciative to you all, for taking the time out of your busy day to visit with us."*

Our Managing Archives & Historical Records workshop, intended for those who are responsible for historical records but have not had formal archival training, received similar praise.

Idaho

We hold the most significant water rights and land records in the state of Idaho. These collections document the water rights of Idaho citizens who depend on water for agricultural and recreational endeavors.

Illinois

The Architect of the Capitol, who is in charge of the buildings on the capitol complex, recently had architectural drawings from a 1950s office building on the complex that showed they used one of two different types of pylons to support the building. She couldn't tell from the drawings which type of pylon was used. They are planning rehab work on the building. She called us to ask if we had any

construction pictures. The state photographer from the 1950s took construction pictures and we have those photo negatives. From the pictures, the Architect of the Capitol was able to discern the type of pylon used.

Indiana

One of our archivists helped a patron locate the military records for her grandfather who served during World War II. Due to the fire in St. Louis, she had been unable to previously locate these records. After receiving the files, she said *"I could not believe he actually found something! I feel as though I've been searching my whole life for the information...The work that you all do is vital. I have a more complete picture of my grandfather as a young man than I had before I received the information. I still cannot believe I have all that I do."*

The Indiana State Archives holds the transcripts of students who attended closed, for-profit colleges, and we respond to requests for these records every single day. Many of the requests come from students in medical professions who are attempting to get jobs or continue their education. At the beginning of COVID-19, we decided to provide medical transcripts for free in order to eliminate one hurdle for anyone attempting to serve as a nurse or other medical professional during the pandemic.

Kentucky

After the 2019 gubernatorial election, we were able to transfer a large quantity of Governor Matt Bevin's and Lt. Governor Jenean Hampton's digital records to the Archives including many videos. We received numerous requests for Governor Bevin's pardons and in responding to those we fostered a good relationship with the Governor's Office and various media contacts.

Louisiana

Our collection of historic patient records from the state mental hospital has turned out to be a very rewarding resource for families who are seeking information about ancestors for whom little is often known. Though access is restricted and only allowed once certain criteria are met, including the appropriate adherence to HIPAA regulations, it has proven to be a very meaningful record for patrons. Consequently, it gives staff a good feeling to have helped a family reconnect to its past members.

Maryland

A gentleman contacted us on behalf of his mother during the pandemic operations. He desperately needed help finding the marriage certificate and divorce decree from his mother's first marriage. She was of advanced age and had some memory challenges and was unable to recall details of this marriage including date and location to assist him. She

was moving out of state to live closer to his sister for additional care and needed to have her updated ID in order to do so successfully. Unable to provide the details, our staff did research on the patron's behalf and communicated with the gentleman in his mother's stead. Ultimately, through good communication and searching, we were able to find both the marriage and divorce records in our collections which allowed him to order the certified copies he needed to support her ID renewal and move. We were able to do all of this remotely without needing the patron or his mother to come on site. We also were able to conduct the research remotely, and only needed staff on site to send out the certified hard copies of the materials. We have been able to help thousands of customers with similar situations in order for them to get the necessary legal paperwork for Real ID.

We have been contacted by a large number of genealogists, both professional and amateur, who would like to continue their research but have health concerns about returning to the archives. They either do not want to travel or do not want to spend the necessary time indoors in the search room to complete research. In order to support their efforts, we have developed processes for in-house staff research, reduced-cost uncertified copies, and contactless invoicing to allow for this family history research to continue. Feedback has been wonderful, and patrons are amazed that they are able to carry on either their professional or personal research safely with our help.

Massachusetts

This past year, we helped an employee of a nursing home after the death of one of their residents. She knew the woman didn't have any living family, and she was trying to make her death record more complete. Our Reference Archivist was able to locate a birth record and some census records showing the woman's past with her family, so that the patron could fill in the blanks on her death record. We were all touched by how moved she was over the experience.

We also recently had an appointment with two architects who were working on a renovation project for an old building. When they saw the building plans we pulled for them, they were ecstatic; they said they thought they were going to have to measure every inch of the building's foundation themselves, but with the information they found here, they didn't need to!

We've also helped many towns celebrate their "birthdays," providing them with copies of their foundational documents, usually large and impressive looking engrossed Acts that they can proudly display.

Michigan Archives Only Program

The Archives of Michigan's reference team worked with researchers who were creating an interpretive space to tell the story of Civil War veterans in Detroit's Grand Army of the Republic building, which was in the process of being restored. The researchers visited the archives regularly over the course of several months, using GAR post records and Civil War manuscripts to bring the stories to life. They also used several reproductions of archival photographs in the space.

Michigan Records Management Only Program

Following the Covid19 outbreak in March 2020 and the subsequent increase in applications for unemployment benefits, the Unemployment Insurance Agency (UIA) faced a mounting backlog of unopened paper mail. The agency engaged Records Management Services (RMS) to use our vendors for imaging services to scan and digitally deliver envelope contents. RMS recommended that the vendor perform the backfile scanning of the paper mail. Additional UIA staff were hired to assist in the indexing and processing of the digital images in the agency's line-of-business application once the images were delivered by the vendor. Due to the urgency of the situation, which was preventing Michigan citizens from receiving benefits in a time of need, RMS instructed the vendor to postpone work on numerous other projects for the State of Michigan, continuing only with the projects that had been deemed essential during the state shutdown in March and April. This project was completed while the vendor strived to ramp back up to full staff after being mostly shut down during the first few months of the pandemic.

RMS customers are government agencies, not the public. RMS spent 3 years developing a digital signature service for our customers. The eSignature Solution was ready for deployment in March 2020 when the State of Michigan employees started working from home due to Covid-19. The timing actually increased interest in the service. RMS centrally manages and supports the service, which saves money, improves security of the application, and facilitates customer support for everyone. Agencies can start using the service within days of signing their service charter, because RMS already took care of the contracts, purchase orders, IT approvals, and other procedural requirements. The service has an authorization to operation (ATO) at a NIST-HIGH level, and is FedRAMP certified at the moderate level (it can securely handle confidential records). It is compliant with federal and state laws, as well as State of Michigan policies, for digital signatures. It is even approved to be used for eNotary transactions. Agencies only pay for the transactions they send.

Missouri

After helping with a census search, we received this response: *"I hope you understand how much your work impacts the lives of the people who contact you. I grew up with friends who knew their lineage and where they came from and didn't need sites like yours to figure those things out. Knowing or finding answers to my questions always felt impossible. I am so happy to have this new information. It really makes me feel like I am a part of this country's history and also gives me a sense of pride."*

Montana

Our program had a reference request that led to the recapture of a fugitive prisoner convicted of murder in the 1950s. A family member came to us looking for information about his great grandfather who according to family lore was murdered. Through our prison, attorney general, and supreme court records we found a great deal of information on the case and conviction, and that the convict had skipped out on parole in the 1970s. The family went on to locate the man and he is now back behind bars.

Also, we received a diary found in the trash, rescued by a dog walker. The diary was of a teenage girl in the 1930s whose life and passing was documented in the diary.

Nebraska Archives Only Program

A University of Nebraska History Professor is currently conducting extensive research in county court and district court records in our Government Records collections for an NSF Law and Science Grant, "Petitioning for Freedom: Habeas Corpus in the American West, 1812-1924."

The University of Nebraska just celebrated its 150th anniversary as a land grant institution and used the Board of Educational Lands collection to develop this website

<https://landgrant.unl.edu/>

Nebraska Records Management Only Program

One agency decided to bring its records back from a self-run center to our State Records Center. The service that we offer with handling requests within 24 hours and uploading boxes for them into the system has made their experience much better while also increasing our storage by 9 %.

New Jersey

This year, the New Jersey State Archives provided extensive assistance to curators from the Museum of the American Revolution in Philadelphia with their new exhibit, "When Women Lost the Vote: A Revolutionary Story, 1776-1807." The exhibit focuses on New Jersey allowing women to vote in its early statehood period. Several documents from the State

Archives' collection are the main focus, including the original 1776 State Constitution, legislation specifically stating that women could vote, and an 1801 poll list that names dozens of women voters. State Archives staff were able to provide context for the documents, other supporting primary resources, and digital reproductions of the documents that will be used in an online resource to complement the physical exhibit. The exhibit will be on display through April 2021. Along with its online version, we expect it to be a wonderful learning tool for both students and the general public for many years to come.

We began accessioning more recent vital records this year, significantly expanding our already-vast genealogical holdings. Unfortunately, the COVID-related shutdown will delay the 2nd-4th plan phases.

New Mexico

A historian writing a biography of a Civil War figure heard the archives director make a presentation of the same figure. This led to his discovery of documents in our archives about which he had no idea.

New York

An individual learned the untold story of their father's youth through access to reform school records from the early 20th century.

North Carolina

An out-of-state researcher made several trips to the State Archives to learn about her family. They migrated from NC to the North during the Jim Crow era. Using our records, including private collections, she learned quite a bit about her family. She has since received a certificate as a genealogical researcher, providing lectures locally and becoming the town historian. Many of the early citizens of her town were part of the Great Migration from the South, with many families from NC.

Our reference staff assisted a researcher in Germany with an inheritance case involving two sisters who escaped from communist GDR in 1947. One sister settled in Durham, NC.

North Dakota

Our Archives receives a lot of positive feedback for the research and services we are able to provide. One patron who was researching their family discovered that a relative had been a former state legislator. Staff were able to pull composite photographs of the legislature from the year he served. Another patron came to us while trying to determine where their relative was buried. In both instances, after staff successfully helped connect these patrons to their past, the researchers were moved to tears. We provided research for

multiple individuals who were trying to connect to their past after they were adopted. One ended up reconnecting with his three half-sisters, and even walked his youngest sister down the aisle at her wedding!

We have discovered a deep impact with our younger researchers when they are able to connect to real live documents. We have had several school groups (age range approximately 10-14) that received tours and research assistance. We frequently overhear the students tell their instructor how much they have enjoyed their time with us, that they wish to return, and how cool we are!

We have also been able to use our state records and manuscript series to determine specific timelines, dates, and events for researchers, such as when former and current US Presidents visited North Dakota.

Ohio

State agencies have used our records to research their histories for exhibits.

Oklahoma

In FY 2020, one of our interns from the University of Oklahoma, researched state government resources and used them to write a paper about the 1918 influenza epidemic and the similarities between that event and COVID-19. Here is a quote from his research paper: *"When [these newspapers were added online], the archivists could not have seen the current pandemic coming. It is precisely because they could not see it coming that archival work is so important. Preservation for the sake of preservation allows for deeper inquiry into issues we cannot imagine. That there is so much more that can and should be studied shows how important archival work is to our understanding of history."*

Oregon

A note from one satisfied patron, a judge in the Oregon Tax Court: *"I am writing to thank you and your staff for your help with the Tax Court's legislative research at the Oregon State Archives. We think of ourselves as frequent users. I had occasion to trace some bills myself a few weeks ago and was very pleased with the helpfulness of your staff. Also, my law clerk... reported to me last month that your staff offered recordings of certain legislative committee hearings as MP3 audio files, rather than as cassettes. The MP3 format will save all of us a great deal of time and will make it easier for the court to store its legislative research for future use."*

Pennsylvania

West View Borough (Allegheny) became the first municipality in Pennsylvania to formally implement the new municipal electronic records PDF/A Policy. The borough is converting Borough Minutes to the approved format. In April 2019, the Local Government

Records Committee approved the policy allowing municipalities to keep permanent records in electronic format if they follow the guidelines issued by the State Archives and informed the Archives of their intention to do so.

To have the Department of Health understand the need to document their COVID response, a presentation about the Dept. response to the 1918 Spanish Flu epidemic was given to 500 staff members.

Puerto Rico

We help a lot of users with their rights claims; we have well recognized public figures that come to do research; and we help a lot of users in their publications.

Rhode Island

From a happy researcher on Twitter: *"Shout-out to the Rhode Island State Archives: In the middle of this move (see below), Ken Carlson (Reference Archivist) managed to get images of an 1849 petition that I need for a #familyhistory article and email them to me. #Rhodelsland #wonderful"*

Before COVID-19 shut everything down, we had a travelling exhibit on Women's Suffrage. It was rewarding to partner with public libraries and be out in the community sharing about the archives' resources.

South Carolina

The agency provided documentary research for "Willie," a documentary on the first African American player in the NHL, Willie O'Ree. The documentary included staff interviews and Mr. O'Ree's visit to the SC State Archives to view documents related to his ancestor's enslavement in South Carolina, escape to the British during the American Revolution, and subsequent evacuation to Nova Scotia.

During the Covid closure, archival images were used to create online jigsaw puzzles at the Jigsaw Planet website and promoted through social media accounts. Close to 1500 plays of the jigsaw puzzles were recorded at the site.

South Dakota

We helped a ranching family find information on their family's involvement in a now non-existent livestock auction company. It was important for that family to document that involvement and share that with the younger generation.

Vermont

Our records and information management specialists received praise from local law enforcement in Vermont and in New Hampshire for assisting with research to help solve cold cases in both states, showing the relevancy of archival records and programs to the contemporary work of law enforcement and other officials.

Through our archivists' participation with the Vermont Suffrage Centennial Alliance, a strong public interest has emerged on understanding minority women voters in Vermont and their voting history through local and state records. This led to media exposure, including a segment on Vermont Public Radio, and a planned "research-athon" sponsored by the Vermont State Archives and Records Administration for this year's Archives Month.

Virginia

The state archives in Virginia provided assistance to the Governor's Office regarding the removal of the Robert E. Lee Monument in Richmond. The deed, the records about how the state acquired the statue, and the information about how it was installed were all important in the state making the case that it had the right to move the statue.

The archives was also able to help the governor-appointed Commission to Examine Racial Inequity in Law prepare its report by providing several documents and dozens of images documenting inequity in law in Virginia.

Washington

Two sisters had lost touch with a brother over the years and one of them decided to come to the Archives to see if we could help. We were able to find a property tax assessment roll that showed the brother and were then able

to track him to his current whereabouts. The sister who came to the Archives was in tears that she could reconnect with her brother.

Wisconsin

"I want to thank you and the others at the Historical Society for finding the Committee Record for the April 2, 1985 public hearing on the state budget, which was held at North Division High School in Milwaukee. My purpose in locating it was to assist Mr. Jim Wahner, who is writing a book on disability rights. Mr. Wahner is a former State Representative to the Assembly and Assembly majority leader. Much of his legislative career focused on legislation promoting the rights of the disabled. There was a matter of funding for a position at UW-Milwaukee which was supported by the deaf community at the hearing. I was at the hearing and took notes, but it was important for Mr. Wahner to have the names of those who spoke in favor of the initiative. The record will provide him with what he needs to move forward with his book. Both Mr. Wahner and I are grateful for your efforts. Thank you."

Wyoming

A visitor to the Archives recently wrote an essay published in a regional publication where she spoke about how she felt out of place because of her race when her husband was transferred to the local military base from the South. During a visit to the State Archives, our staff helped her to discover the long and rich history of the Black community in Wyoming in the collection, whose experience differs from that of the South. This led her to seek out modern members of the community, who welcomed her and assured her that there is indeed a place for her in the state. Today, she encourages other new transplants to visit the Archives and learn more about the Black experience in Wyoming. She is entering a grad program in American Studies and plans to continue her research at the State Archives.

A researcher needed to prove the death of a baby sister many years ago. Her name was unusual for a Hispanic family and they were unsure of their memories. We found proof and helped provide closure.

APPENDIX A:

Resources and Administration

CONFIGURATION AND PLACEMENT

TABLE 1. *Establishment of State and Territorial Archives and Records Management Programs*

State	Program Configuration	State Archives Established	State Records Management Program Initiated
Alabama	Joint Archives and Records Management	1901	1955
Alaska	Joint Archives and Records Management	1970	1957, active after 1968
Arizona	Joint Archives and Records Management	1937	1974
Arkansas	Separate Archives and Records Management	1905, implemented 1911	1973 (authorized)
California	Joint Archives and Records Management	1850	1949, combined with Archives in 2014
Colorado	Joint Archives and Records Management	1951	1955
Connecticut	Joint Archives and Records Management	1909	1911
Delaware	Joint Archives and Records Management	1905	1977
Florida	Joint Archives and Records Management	1967	1967
Georgia	Joint Archives and Records Management	1918, 2013 reorganized under University System of Georgia	1971
Hawaii	Joint Archives and Records Management	1905	1957-1958
Idaho	Joint Archives and Records Management	1947, 1st full time archivist 1978	
Illinois	Joint Archives and Records Management	1922	1957
Indiana	Joint Archives and Records Management	1913	1979
Iowa	Joint Archives and Records Management	1906, state archivist reestablished 1978	1974, combined with Archives in 1998
Kansas	Joint Archives and Records Management	1905	1950s (authorized), 1992 (funded)
Kentucky	Joint Archives and Records Management	1958	1958
Louisiana	Joint Archives and Records Management	1956	1956 (authorized), 1966 (implemented)
Maine	Joint Archives and Records Management	1965	1965
Maryland	Separate Archives and Records Management	1935	1953
Massachusetts	Joint Archives and Records Management	1896	1976
Michigan	Separate Archives and Records Management	1913	1952
Minnesota	Separate Archives and Records Management	1947	1947
Mississippi	Joint Archives and Records Management	1902	1981
Missouri	Joint Archives and Records Management	1965	1965
Montana	Separate Archives and Records Management	1969	1977
Nebraska	Separate Archives and Records Management	1963	1969
Nevada	Joint Archives and Records Management	1965	1967
New Hampshire	Joint Archives and Records Management	1963, state archivist established 1979	1963
New Jersey	Separate Archives and Records Management	1945	1953
New Mexico	Joint Archives and Records Management	1959	
New York	Joint Archives and Records Management	1971 (authorized), opened 1978	1950, combined with Archives in 1987
North Carolina	Joint Archives and Records Management	1903	1913

State	Program Configuration	State Archives Established	State Records Management Program Initiated
North Dakota	Separate Archives and Records Management	1977	1961
Ohio	Separate Archives and Records Management	1927	1985
Oklahoma	Joint Archives and Records Management	1939 & 1947 (authorized), 1968 (staffed)	1961 (authorized), 1968 (staffed)
Oregon	Joint Archives and Records Management	1945	
Pennsylvania	Joint Archives and Records Management	1903	1956
Rhode Island	Joint Archives and Records Management	1930, in legislation in 1989	1981
South Carolina	Joint Archives and Records Management	1905, reorganized 1954	1966, authorized in law in 1973
South Dakota	Separate Archives and Records Management	1975	1967
Tennessee	Separate Archives and Records Management	1907	1957, revised 1978, combined with Archives in 2014
Texas	Joint Archives and Records Management	1876	1947
Utah	Joint Archives and Records Management	1951	1970
Vermont	Joint Archives and Records Management	1778 (initial reference), 1990 (implementation)	1937
Virginia	Joint Archives and Records Management	1902	1942 (authorized), 1950 (implemented)
Washington	Joint Archives and Records Management	1909 (authorized), 1957 (full implementation)	1957
West Virginia	Separate Archives and Records Management	1905	1961
Wisconsin	Separate Archives and Records Management	1907	1947, moved to Dept. of Administration in 1959
Wyoming	Joint Archives and Records Management	1951	1959

District/Territory			
American Samoa	Joint Archives and Records Management		
District of Columbia	Joint Archives and Records Management	1985	1985
Guam	Separate Archives and Records Management		
Northern Marianas	Joint Archives and Records Management		
Puerto Rico	Joint Archives and Records Management		
Virgin Islands	Joint Archives and Records Management		

TABLE 2. Agency Placement

State	Program	Administration/ Finance	Cultural/Natural Resources/Affairs	Educational Dept/ Institution	General Services	Independent Agency	Information Technology/ Management	Secretary of State	State Historical Society	State Library	Notes
Alabama	JARM					×					
Alaska	JARM			×							
Arizona	JARM							×			
Arkansas	AO		×								
California	JARM							×			
Colorado	JARM	×									
Connecticut	JARM									×	
Delaware	JARM							×			
Florida	JARM							×			The Bureau is housed within the State Library agency under Office of Secretary of State - no option for selecting both choices
Georgia	JARM			×							University System
Hawaii	JARM				×						
Idaho	JARM								×		
Illinois	JARM							×			
Indiana	JARM					×					
Iowa	JARM		×								
Kansas	JARM								×		
Kentucky	JARM									×	
Louisiana	JARM							×			
Maine	JARM							×			
Maryland	Separate ARM				×	×					
Massachusetts	JARM							×			
Michigan	Separate ARM		×				×				
Minnesota	AO								×		
Mississippi	JARM					×					
Missouri	JARM							×			
Montana	Separate ARM								×		
Nebraska	Separate ARM					×		×			
Nevada	JARM				×						
New Hampshire	JARM							×			
New Jersey	AO							×			
New Mexico	JARM					×					
New York	JARM			×							
North Carolina	JARM		×								
North Dakota	AO								×		

State	Program	Administration/ Finance	Cultural/Natural Resources/Affairs	Educational Dept/ Institution	General Services	Independent Agency	Information Technology/ Management	Secretary of State	State Historical Society	State Library	Notes
Ohio	AO								×		
Oklahoma	JARM									×	
Oregon	JARM							×			
Pennsylvania	JARM		×								
Rhode Island	JARM							×			
South Carolina	JARM					×					
South Dakota	AO								×		
Tennessee	Separate ARM							×			
								Archives and RM			
Texas	JARM									×	
Utah	JARM					×					
Vermont	JARM							×			
Virginia	JARM									×	
Washington	JARM							×			
West Virginia	AO		×								
Wisconsin	Separate ARM	×				×					
		RM				Archives					
Wyoming	JARM		×								

District/Territory											
American Samoa	JARM				×						
District of Columbia	JARM							×			
Guam	AO			×							
Northern Marianas	JARM			×							
Puerto Rico	JARM		×								
U.S. Virgin Islands	JARM		×								

BUDGETS

TABLE 3. Budgets, Actual Expenditures and Funding Sources

State	No Response	Total spent on archives and records management functions (including staff and all other costs)	Identify how those expenditures are classified based on high-level function	General revenue appropriations	Endowments	Filing fees	Membership dues	Revolving funds	Sales or earned income or access/participation/user fees	Trust funds	Federal grants	Other grants	Other
Alabama		\$6,470,793	\$6,186,919 Archives Administration and \$283,874 for Records Center Activities	×					×		×		Other: Education Trust Fund appropriations
Alaska		\$1,261,700		×									
Arizona		\$6,785,000		×							×		
Arkansas		\$1,519,534	N/A; expenditures are not specifically classified.	×					×		×	×	
California	×												
Colorado		\$1,085,038	\$961K for personal services, building lease, IT/ \$123K for general operating funds (supplies, etc)	×					×				
Connecticut		\$1,743,046	* See Below	×		×		×					
Delaware		\$3,765,234	Funding is for Archives and Records Management Services to include operational costs and staffing.	×									
Florida		\$1,242,859	Records management functions - \$683,890.78; Archives/all other functions - \$558,968.29	×					×	×	×		
Georgia		\$5,933,566	ArchivesPersonnel/Travel/Operating\$2,430,520; ArchivesBuilding: \$2,579,150; RecsManagement \$923,896	×					×			×	
Hawaii	×												
Idaho		\$1,850,650	Records Management Services: \$310,400 State Archives/Records Center: \$1,540,250	×									
Illinois		\$430,400	Contractual, Travel, Commodities, Printing, Equipment, Telecommunications. We don't differentiate by	×							×		
Indiana	×												
Iowa		\$515,350	\$42,000 Government Records Activities, 473,350 Archival Administration	×					×		×		
Kansas		\$205,000	\$200,000 for archival administration, \$5,000 for government records activities	×									
Kentucky		\$6,263,800		×		×							
Louisiana		\$4,356,155	\$2.6 million for Personal Services, \$1 million for Operations, \$750,000 for supplies/other	×									
Maine		\$1,640,868	\$1,568,940 general fund; \$34,120 Sales; \$387 Trust Fund	×					×	×			
Maryland		\$8,783,225	\$8,751,966 for archival administration	×	×				×		×		
Massachusetts		\$1,004,263	\$705,682 for Archives/Records Management operations, and \$298, 581 for Facilities management.	×							×		
Michigan		\$1,400,000	1.1 million staff salaries and benefits; 60,000 electronic records preservation, 40,000 operations	×					×		×		
Minnesota		\$630,000		×									
Mississippi		\$2,570,000		×		×		×			×		
Missouri		\$3,766,123	Operations/Staff/Fringe--Archives 1,249,505.33; Records Man. 1,179,151.57; Local Rec. 1,337,466.91	×		×					×		

State	No Response	Total spent on archives and records management functions (including staff and all other costs)	Identify how those expenditures are classified based on high-level function	General revenue appropriations	Endowments	Filing fees	Membership dues	Revolving funds	Sales or earned income or access/participation/use fees	Trust funds	Federal grants	Other grants	Other
Montana		\$1,122,936	Personal services-\$868,117; Operating-\$152,285; Collection Acquisition-\$4,271; Grant/projects-\$98,261	×					×	×	×	×	
Nebraska		\$890,029	General Fund allocated as need by Collections Department for supplies and services	×			×						Other: Cash Fund
Nevada		\$1,577,891	Money is evenly split between archives and records programs	×									
New Hampshire		\$576,446	\$576,446 for Archival Administration	×									
New Jersey		\$1,405,000	All archival administration.	×				×	×		×	×	
New Mexico		\$2,508,900											
New York		\$13,690,719	5.5 million for grants to local government records management. 8.1 million program operations.	×	×	×			×				
North Carolina		\$6,779,172		×		×					×	×	
North Dakota		\$1,093,929	Salaries and Benefits = \$1,041,479; Operating = \$52,500	×	×				×				
Ohio		\$663,803	\$258,000 for Reference Services, \$405,000 for state and local government activities.	×					×				
Oklahoma		\$602,349		×		×		×					
Oregon		\$4,000,000	2,500,000 for Archives and RM; 1,000,000 for Records Center and Microfilm; 500,000 for Admin Rules.										Other: Funds assessed from other state agencies and local governments for services.
Pennsylvania		\$4,122,034	We do not classify in that way.	×		×		×			×		Other: Pennsylvania Heritage Foundation
Rhode Island		\$543,388		×									Other: Restricted Receipt Accounts
South Carolina		\$1,571,053		×									
South Dakota		\$1,086,867	All archives administration	×	×				×		×	×	
Tennessee		\$3,771,651	\$1,531,079 for reference and access; \$1,655,152 for archival admin; \$460,955 education & arch outrea	×							×		Other: Registration fees/revenue
Texas		\$2,616,278		×							×		
Utah	×												
Vermont		\$2,244,678	Majority are personnel costs, including benefits, followed by fee for space for our facility.										Other: Secretary of State Special Fund (which relies on revenue from corporation filings)
Virginia		\$5,341,109	RM 742,79; Con/Pres 1,546,015; Digital 477,528; LocalR 961,902; ArcRef 772,514; State/pri 840,358	×		×			×		×	×	
Washington		\$7,753,500	Admin: \$410,000; Imaging Services: \$400,000; State Records \$3,343,000; Local Records: \$3,600,500	×		×		×		×			Other (Please specify): Business Enterprise
West Virginia		\$1,000,000	I do not have access to financial information that would address many of these questions.	×		×							
Wisconsin		\$4,584,349	3.8% Admin; 15% Col Dev; 24% Col Mgt; 26% Pub Serv; 18% Preservation; 13% public records	×	×				×		×		Other (Please specify): Tribal gaming
Wyoming		\$1,410,200	Digital Archives = \$259,273; salary and benefits total = \$2,321,285. (only functions broken out.)	×							×		

State	No Response	Total spent on archives and records management functions (including staff and all other costs)	Identify how those expenditures are classified based on high-level function	General revenue appropriations	Endowments	Filing fees	Membership dues	Revolving funds	Sales or earned income or access/participation/use fees	Trust funds	Federal grants	Other grants	Other
-------	-------------	--	---	--------------------------------	------------	-------------	-----------------	-----------------	---	-------------	----------------	--------------	-------

District/Territory													
American Samoa		\$158,500	Personnel: \$135,000.00 Materials supplies: \$7,000.00 and All other: \$16,500.00.	×									
District of Columbia		\$1,630,000	\$742K for records management; \$887K for archival administration	×									
Guam	×												
Northern Marianas	×												
Puerto Rico		\$250,000	\$250,000 for Archives; RM is unknown by me.										Other: General Fund of the PR government
U.S. Virgin Islands		\$0		×									

* Connecticut note: Archives and Public Records do not have their own appropriation. Past budget reporting has been actual total expenditures for a given fiscal year. Due to a restructuring of fiscal administrative operations by the governor at the start of FY2021, access was not available to the complete fiscal data for FY2020 other than the total amount for salaries and benefits from the general fund and expenditure paid for from the Historic Documents Preservation Fund. Therefore, the amount given for this question may not accurately reflect FY2020 numbers.

TABLE 4. Budgetary Trends Since FY2006

State	FY06	FY10	FY12	FY14	FY16	FY18	FY20
Alabama	\$4,632,761	\$5,588,952	\$5,275,067	\$6,122,495	\$6,234,279	\$7,945,636	\$6,470,793
Alaska		\$1,113,300	\$1,065,600	\$1,353,400	\$1,067,759	\$1,048,739	\$1,261,700
Arizona	\$1,911,900	\$1,490,036	\$1,656,000		\$3,421,577	\$7,008,000	\$6,785,000
Arkansas		\$1,700,000	\$1,873,677		\$1,930,060	\$2,167,093	\$1,519,534
California	\$5,510,328	\$2,701,000 (A Only)	\$2,889,000	\$2,762,000	\$273,660	\$694,781	
Colorado	\$792,159	\$519,726	\$609,234	\$772,219	\$826,215	\$205,141	\$1,085,038
Connecticut	\$6,287,890	\$1,437,450	\$1,542,763	\$1,562,524	\$1,562,524	\$1,520,068	\$1,743,046
Delaware	\$3,055,400	\$1,795,100	\$2,091,575				\$3,765,234
Florida	\$3,047,330	\$2,551,845	\$1,870,512	\$1,921,430	\$1,780,691	\$1,813,424	\$1,242,859
Georgia	\$6,360,254	\$5,603,781		\$4,743,809	\$4,646,252		\$5,933,566
Hawaii	\$799,041	\$714,000	\$727,000	\$1,058,318	\$1,555,000	\$1,546,983	
Idaho	\$8,000		\$888,126	\$1,217,600	\$1,315,700	\$1,213,572	\$1,850,650
Illinois	\$3,712,500	\$357,000	\$429,045	\$482,145	\$412,900	\$367,765	\$430,400
Indiana	\$1,380,755	\$1,974,933	\$2,023,837	\$2,064,824	\$1,979,623	\$12,029,389	
Iowa	\$453,369	\$610,000	\$436,807	\$560,453	\$745,242	\$1,648,108	\$515,350
Kansas	\$1,864,677	\$1,819,131	\$1,790,575	\$407,000	\$214,000	\$205,000	\$205,000
Kentucky	\$4,020,400	\$3,894,667	\$4,488,620	\$4,488,620	\$5,000,000	\$5,730,600	\$6,263,800
Louisiana	\$3,650,755	\$3,553,138				\$3,628,740	\$4,356,155
Maine	\$878,300	\$928,670	\$928,670	\$802,942	\$1,272,361	\$1,640,868	\$1,640,868
Maryland (Archives)	\$11,366,474	\$7,705,355	\$8,723,618	\$8,362,626	\$9,763,679	\$8,058,325	\$8,783,225
Maryland (RM)							\$600,000
Massachusetts	\$900,000	\$545,000	\$800,000	\$360,196	\$437,617		\$1,004,263
Michigan (Archives)	\$739,000	\$768,000	\$790,000				\$1,400,000
Michigan (RM)		\$3,987,590	\$4,200,575			\$1,300,000	\$9,177,109
Minnesota	\$5,000,000						\$630,000
Mississippi	\$3,424,974	\$4,040,242	\$4,034,645	\$4,034,645	\$4,190,941	\$2,300,000	\$2,570,000
Missouri	\$2,763,535	\$2,538,619	\$2,535,227	\$2,514,766	\$2,660,225	\$2,382,087	\$3,766,124
Montana	\$598,806	\$1,020,732	\$1,130,811	\$850,377	\$875,747	\$1,000,530	\$1,122,936
Nebraska (Archives)	\$901,672	\$1,008,670	\$985,148	\$1,247,644	\$1,578,605	\$745,000	\$890,029
Nebraska (RM)							\$650,000
Nevada	\$1,525,548	\$1,147,142	\$1,031,322	\$1,195,417	\$1,500,000	\$1,558,624	\$1,577,891
New Hampshire	\$394,757		\$4,519,202	\$368,669			\$576,446
New Jersey	\$31,697,683	\$4,806,900	\$4,519,202	\$980,386	\$1,081,183	\$1,129,058	\$1,405,000
New Mexico	\$2,452,900	\$3,069,600		\$2,739,300	\$2,600,097	\$2,442,815	\$2,508,900
New York	\$20,224,657		\$7,346,754	\$8,400,080	\$12,084,287	\$13,315,116	\$13,690,719
North Carolina	\$3,645,910	\$4,666,665	\$4,977,493	\$4,005,681	\$4,486,013	\$5,073,552	\$6,779,172
North Dakota	\$556,000	\$1,168,184	\$800,488	\$949,701	\$222,557	\$61,826	\$1,093,929
Ohio	\$267,504	\$540,461	\$546,850	\$556,981	\$605,432	\$680,429	\$663,803
Oklahoma	\$1,150,781	\$779,497	\$506,790	\$775,825	\$532,105	\$550,795	\$602,349
Oregon		\$1,549,225	\$2,665,589	\$3,505,761	\$4,351,102	\$7,061,080	\$4,000,000
Pennsylvania	\$3,943,355	\$2,224,052	\$2,469,959	\$3,014,204	\$2,067,506	\$2,850,110	\$4,122,034
Rhode Island			\$1,435,118	\$1,443,845	\$1,471,801	\$669,237	\$543,388
South Carolina		\$1,716,666	\$1,131,442	\$1,450,688	\$1,084,428	\$1,571,053	\$1,571,053
South Dakota	\$595,400	\$550,410	\$516,000	\$613,000	\$830,909	\$948,986	1086867

State	FY06	FY10	FY12	FY14	FY16	FY18	FY20
Tennessee (Archives)			\$2,954,396	\$3,441,299		\$3,900,847	\$3,771,651
Tennessee (RM)							\$1,200,000
Texas	\$889,906		\$1,955,168	\$2,394,762	\$2,540,800	\$1,715,018	\$2,616,278
Utah	\$2,301,236	\$2,324,900	\$2,362,305	\$2,431,812	\$3,075,900	\$2,980,000	
Vermont	\$591,000	\$1,311,640	\$1,615,061	\$1,722,436	\$1,602,000	\$1,987,203	\$2,570,000
Virginia	\$10,599,616	\$7,737,283	\$4,063,214	\$4,667,264	\$5,814,701	\$5,883,763	\$5,341,109
Washington	\$10,694,730	\$9,537,000	\$9,016,663	\$7,844,200	\$8,958,000	\$8,585,000	\$7,753,500
West Virginia	\$1,859,925	\$1,359,000	\$1,252,576	\$1,512,000			\$1,000,000
Wisconsin (Archives)	\$1,512,000					\$5,825,114	\$4,584,349
Wisconsin (RM)							\$1,500,000
Wyoming	\$1,512,000		\$2,670,000	\$1,335,639	\$1,386,573	\$1,313,791	\$1,410,200

District/Territory							
American Samoa						\$150,700	\$158,500
District of Columbia	\$856,984	\$1,085,687	\$1,200,000				\$1,630,000
Guam							
Northern Marianas						\$45,671	
Puerto Rico							\$250,000
Virgin Islands							\$0

TABLE 5. Revenues and Appropriations Based on Fees Collected by Local Governments for Records Related Services

State	18.2.7 Does your program receive revenue or an appropriation based on fees collected by local government for records-related services?		No Response	What year did program start?	How much fee-based revenue was collected from local government records-related services in FY2020 (in dollars)?	What is the fee structure?
	Yes	No				
Alabama		×				
Alaska		×				
Arizona		×				
Arkansas		×				
California			×			
Colorado		×				
Connecticut	×			2000	\$1,483,681	The Historic Documents Preservation Program was established under Public Act No. 00-146, effective July 1, 2000. Through November 2017, municipalities collected a \$3 land recording fee for records preservation and management, retaining \$1 and remitting \$2 for deposit to the program account. The fee was increased under Public Act No. 17-2, effective December 1, 2017. Municipalities now collect a \$6 fee for records preservation and management, as well as an additional \$4 fee for deposit to the state's General Fund. From the \$6 fee, municipalities retain \$2 and remit \$4 for deposit to the program account. Seventy per cent of the account funds grants to the municipalities. Thirty per cent funds the administration of the grant program as well as records preservation and management activities at the State Library. As the program is funded through a land recording fee, revenues are directly impacted by changes in the real estate market.
Delaware		×				
Florida		×				
Georgia		×				
Hawaii			×			
Idaho		×				
Illinois		×				
Indiana			×			
Iowa		×				
Kansas		×				
Kentucky	×			1984	\$902,550	\$1 per document
Louisiana		×				
Maine	×			2015	\$82,675	
Maryland (Archives)		×				
Maryland (RM)		×				
Massachusetts		×				
Michigan (Archives)		×				
Michigan (RM)		×				
Minnesota		×				
Mississippi	×			1996	\$220,000	\$35.00 per 16mm and 35 mm roll
Missouri	×			1989	\$1,078,864	\$1 of a \$4 per document filing fee for records filed with county recorders funds the Local Records Program. \$1 of a \$4 per document file fee goes to the State Land Survey Office. \$2 of a \$4 per document filing fee goes to the county recorder document preservation fund.
Montana (Archives)		×				
Montana (RM)		×				

State	18.2.7 Does your program receive revenue or an appropriation based on fees collected by local government for records-related services?		No Response	What year did program start?	How much fee-based revenue was collected from local government records-related services in FY2020 (in dollars)?	What is the fee structure?
	Yes	No				
Nebraska (Archives)		×				
Nebraska (RM)		×				
Nevada		×				
New Hampshire		×				
New Jersey		×				
New Mexico		×				
New York	×			1987 and 2002	\$9,166,617	\$4.75 is collected for filing, recording or indexing various instruments with county clerks including deeds and mortgages. In addition, \$14.25 is collected on the same instruments. The State Archives receives a portion of that revenue to support programs, the remainder of the revenue is used to support the State Museum and State Library.
North Carolina	×			2009	\$1,884,936	\$1.55 per recorded instrument at the county registers of deeds
North Dakota		×				
Ohio		×				
Oklahoma		×				
Oregon	×			1947	\$150,000	For Archives and RM and Admin. Rules - it is assessed based on the FTE at each agency and calculated based on the cost of personnel and services at Archives. For Records Center, it is a per box/per biennium cost, for Microfilm it is per reel.
Pennsylvania		×				
Rhode Island	×					There is hereby imposed an additional assessment of \$4.00 for every instrument filed for recording pursuant to sections 33-22-21 and 34-13-7.
South Carolina		×				
South Dakota		×				
Tennessee (Archives)		×				
Tennessee (RM)		×				
Texas		×				
Utah			×			
Vermont		×				
Virginia	×			1990	\$2,111,758	\$1.50 per recordation
Washington	×			1994	\$4,156,500	\$2.50 for documents recorded with a county auditor and \$20 per tax warrant paid in full
West Virginia	×			2001	\$350,000	\$1 filing fee per document and an additional \$1 fee for each additional ten pages of documents filed for recording.
Wisconsin (Archives)		×				
Wisconsin (RM)		×				
Wyoming		×				

District/Territory						
American Samoa		×				
District of Columbia		×				
Guam			×			
Northern Marianas			×			
Puerto Rico		×				
U.S. Virgin Islands		×				

TABLE 6. Grants received during FY2020

State	NHPRC	NHPRC-SHRAB	IMLS	NEH	Other	Description
Alabama	×					NHPRC Electronic Records Grant
Alaska						
Arizona	×		×			NHPRC grant and LSTA Grant from IMLS
Arkansas				×	×	Arkansas Natural and Cultural Resource Council--Miscellaneous archival supplies and equipment, activities.; National endowment for the Humanities: Newspaper digitization (NDNP/Chronicling America project)
California						
Colorado		×				NHPRC - SBPG, 40k (not included in above numbers). We manage regrants for small institutions and provide free workshops and site visits.
Connecticut						
Delaware					×	No grants received. Donation received from Delaware Genealogical Society (\$1500.00); unrestricted.
Florida			×			IMLS/LSTA - \$667,707 - Support for staff and operations of Florida Memory Program, the State Archives' digital outreach/digital collections platform.
Georgia	×				×	NHPRC grant is not included in the figures above. Funds awards program, regrants, and scholarships to Georgia Archives Institute. RJ Taylor Foundation grant funds two employees to scan records.
Hawaii						
Idaho						The Idaho State Archives did not receive grants during the FY2020 cycle. We have applied for a 2021 NHPRC State Programing Grant for \$25,000.
Illinois		×				\$40,000 NHPRC State Partnership Grant
Indiana						
Iowa		×				NHPRC State Board Programming Grant - To support basic board functions.
Kansas		×				NHPRC SHRAB-regrant monies to local agencies for digitization of records of long-term historical significance
Kentucky	×		×			NHPRC access to Historical Records: facilitate access to early legal records through digitization, preservation and online dissemination of Kentucky General Court and naturalization Records.; IMLS Grants to States Award - Archives utilizes a portion of this grant for digital access and electronic records
Louisiana						None
Maine	×					NHPRC - Unpublished Journals of the Maine Legislature. The scope of this project is to digitally image the early, unpublished Journals of the Maine House of Representatives and the Maine Senate. The project includes transcriptions of each manuscript and provides online access for the public.
Maryland		×				NHPRC Maryland Board Programming \$20,205; NHPRC Uncovering Personal Histories through Legal Documents \$50,619
Massachusetts		×				NHPRC State Board Grant for SHRAB - support for Roving Archivist and regrant programs; sponsorship of annual conference; grant writing and digital preservation workshops
Michigan		×				NHPRC SHRAB partnership grant to provide archival education and re-grants to small institutions with archival holdings, Abrams Family Foundation grant to support family history research/collections
Minnesota						
Mississippi				×		NEH grant, Sharing the Literary and Photographic Legacy of Eudora Welty
Missouri		×				NHPRC State Programming Grant--SHRAB activities, training and outreach
Montana		×			×	State SHRAB Programing Grants (NHPRC); CLIR Recordings at Risk Grant; National Film Preservation Foundation Grant; Greater Montana Foundation Grant (the last two for film restoration).
Nebraska				×		NEH Preservation Assistance Grant, \$10,000 to purchase archival quality film canisters for 16mm moving images for A-V collections
Nevada						None
New Hampshire						None
New Jersey	×				×	During the fiscal year, roughly \$100,00 in grants funds were received or expended by our partner organizations, the Genealogical Society of New Jersey, for a major special project at the State Archives to process, conserve, and index colonial land records. This included a combination of grants from the NHPRC, local/national societies, and corporate gifts from the title-search and professional surveying sectors.
New Mexico						
New York					×	National Park Service, Save America's Treasures for conservation and digitization of colonial court records.

State	NHPRC	NHPRC-SHRAB	IMLS	NEH	Other	Description
North Carolina	×	×				SHRAB (completed): Completed grant involved partnering with selected cultural heritage institutions to select materials, train staff on metadata creation, and digitization of the materials in cooperation with the NC Digital Heritage Center. Digitized materials were incorporated into NCDHC's collections. SHRAB (current): The current grant involves the creation of online tutorials about the basics of archival management for small institutions. It also includes an application process for at least 5 institutions to receive a multiple-day visit from a team of traveling archivists. Visit will include training and discussion of digitization. Participating institutions will have to conduct an outreach activity featuring collections. NHPRC court grant: This grant involves the full processing of all colonial court records, production of finding aids online, and select digitization of materials. Some materials will be includes in a crowd-sourced transcription platform. RATOM (email)
North Dakota						
Ohio		×				NHPRC grant for SHRAB
Oklahoma		×				NHPRC State Board Programming Grant-Operation of State Historical Records Advisory Board, Regrant Program, Scholarship Program, Preservation Assessment grant program.
Oregon						
Pennsylvania		×				Money is used for Archives training, records management seminar and SHRAB meetings
Rhode Island						n/a
South Carolina		×			×	NHPRC grant to state SHRAB board to update strategic plan and design/plan archival training for HBCU's and other African American archival repositories. South Carolina Humanities grant for exhibit on South Carolina Revolution of 1719 titled "To preserve us from ruine: The Revolution of 1719."
South Dakota				×		NEH- National Digital Newspaper Project; South Dakota specific grants- digitizing collections
Tennessee		×				NHPRC State Board Programming Grant -- \$38,500 for one year. To support the Tennessee Historical Records Advisory Board's programming, including a regrant program to preserve and provide access to the state's records, the Tennessee Archives Institute for training archivists; and access to online workshops that provide basic information about digitization.
Texas		×	×			NHPRC - State Board; IMLS - LSTA funding for digitization projects as part of the state grant
Utah						
Vermont		×			×	NHPRC - \$40K (partial salary for roving archivist and Vermont Historical Records Program coordinator position); Performing Arts Readiness New Network Grant Program - \$15K (facilitated the development of a statewide emergency preparedness and response network in collaboration with Vermont Arts Council)
Virginia	×	×	×	×		We received a SHRAB grant and another grant from the NHPRC for our Virginia Untold program. The Library of Virginia receives an LSTA grant from the IMLS and part of that grant money was used for processing electronic records. The Library received a grant from NEH for its Virginia Newspaper Project.
Washington						None
West Virginia						None
Wisconsin		×	×			NHPRC- Board program grant and Access to Collections Grant; IMLS- newspaper digitization grant
Wyoming		×				State programming grant (SHRAB) from NHPRC for \$21,474. The grant allows us to provide re-grant funds to local archival/historical organizations, as well as workshops which are offered across the state.

District/Territory	NHPRC	NHPRC-SHRAB	IMLS	NEH	Other	Description
American Samoa						
District of Columbia						
Guam						
Northern Marianas						
Puerto Rico				×	×	National Endowment for the Humanities grants: Through the Sustaining Cultural Heritage Collections program to create a Master Plan for Optimizing Storage and Environmental Conditions for Moving Images Collections at the General Archives (\$50,000) and a Preservation Assistance Grant for the conservation of The Proceedings from the Council Meetings from the Municipality of San Juan Bautista (\$10,000). A \$2,000,00 donation from the Andrew W. Mellon Foundation toto establish the physical infrastructure, technology, and human resources necessary to develop a digital collection and preserve the physical records that are digitized at the Archivo General de Puerto Rico. For three years, the aim is to make available over 500,000 images of various of our most researched and at-risk collections.
US Virgin Islands						

TABLE 7. Capital Expenses

State	Specific appropriation received	Appropriation amount	Amount spent in FY20	New facility	Upgrade of current facility including HVAC	Purchase of major equipment	Other	Explanation of Expenses
Delaware	Yes	\$165,000	\$165,000				×	Installation of Wireless microphone system and overhad projector and projector screens for two areas, installion of additional and updated security cameras, installion of enhnaced panic alarm system for Front Desk area
Maryland (RM)	No		\$2,000			×		
Oregon	Yes	\$750,000	\$750,000		×			
Pennsylvania	No		\$82,000,000	×				
South Carolina	Yes	\$90,000	\$90,000			×		
Tennessee	No			×				
District/Territory								
Puerto Rico	Yes	\$1,300,000	\$1,300,000				×	Installation of new chiller unit and control system for temperature and humidity; upgrade the fire detection and suppression system

TABLE 8. Electronic Records Management and/or Digital Preservation Appropriations

State	Did your program receive a specific appropriation for electronic records management and/or digital preservation for FY2020?
Alabama	No
Alaska	No response
Arizona	Yes
Arkansas	No
California	No response
Colorado	Yes
Connecticut	No
Delaware	Yes
Florida	No
Georgia	No
Hawaii	No response
Idaho	No
Illinois	No
Indiana	No response
Iowa	No
Kansas	Yes
Kentucky	No
Louisiana	Yes
Maine	No
Maryland (Archives)	No
Maryland (RM)	No
Massachusetts	No
Michigan (Archives)	No
Michigan (RM)	No
Minnesota	No
Mississippi	No
Missouri	No
Montana (Archives)	No
Montana (RM)	No
Nebraska (Archives)	Yes
Nebraska (RM)	No
Nevada	No

State	Did your program receive a specific appropriation for electronic records management and/or digital preservation for FY2020?
New Hampshire	No
New Jersey	Yes
New Mexico	No response
New York	No
North Carolina	No
North Dakota	No
Ohio	Yes
Oklahoma	No
Oregon	No
Pennsylvania	No
Rhode Island	No
South Carolina	No
South Dakota	No
Tennessee (Archives)	No
Tennessee (RM)	Yes
Texas	Yes
Utah	No response
Vermont	No
Virginia	No
Washington	No
West Virginia	No
Wisconsin (Archives)	No
Wisconsin (RM)	No
Wyoming	No

District/Territory	
American Samoa	No
District of Columbia	No
Guam	No response
Northern Marianas	No response
Puerto Rico	No
Virgin Islands	No

JURISDICTIONAL AUTHORITY, RESOURCES AND ACTIVITY

TABLE 9A. Authority, Resources and Activity in Support of Executive Branch Agencies

State	Program establishes records-related standards/guidelines			Program approves retention and disposition schedules			Program provides consultation and training on records-related practices and procedures			Program provides micrographic or original capture digital imaging services		
	Authority	Resources	Activity	Authority	Resources	Activity	Authority	Resources	Activity	Authority	Resources	Activity
Alabama	Strong Authority	Moderately Equipped	Moderate Activity	Strong Authority	Moderately Equipped	Moderate Activity	Moderate Authority	Moderately Equipped	Moderate Activity	Minimal Authority	Not Applicable	Not Applicable
Alaska	Strong Authority	Moderately Equipped	Minimal Activity	Strong Authority	Moderately Equipped	Minimal Activity	Strong Authority	Moderately Equipped	Minimal Activity	Strong Authority	Fully Equipped	Very Active
Arizona	Strong Authority	Moderately Equipped	Moderate Activity	Strong Authority	Minimally Equipped	Moderate Activity	Strong Authority	Minimally Equipped	Minimal Activity	No Authority	Not Applicable	Not Applicable
Arkansas	No Authority	Not Applicable	Not Applicable	No Authority	Not Applicable	Not Applicable	Minimal Authority	Minimally Equipped	Minimal Activity	No Authority	Not Applicable	Not Applicable
California												
Colorado	Moderate Authority	Minimally Equipped	Minimal Activity	Strong Authority	Minimally Equipped	Moderate Activity	Strong Authority	Minimally Equipped	Minimal Activity	Not Applicable	Not Applicable	Not Applicable
Connecticut	Strong Authority	Minimally Equipped	Moderate Activity	Strong Authority	Minimally Equipped	Moderate Activity	Strong Authority	Minimally Equipped	Minimal Activity	Moderate Authority	Not Equipped	Not Active
Delaware												
Florida	Strong Authority	Moderately Equipped	Very Active	Strong Authority	Moderately Equipped	Very Active	Strong Authority	Minimally Equipped	Very Active	Strong Authority	Not Equipped	Not Active
Georgia	Strong Authority	Minimally Equipped	Moderate Activity	Moderate Authority	Minimally Equipped	Moderate Activity	Strong Authority	Minimally Equipped	Moderate Activity	No Authority	Not Applicable	Not Applicable
Hawaii												
Idaho	Moderate Authority	Moderately Equipped	Very Active	Minimal Authority	Minimally Equipped	Moderate Activity	Minimal Authority	Minimally Equipped	Minimal Activity	No Authority	Not Equipped	Not Active
Illinois	Strong Authority	Fully Equipped	Very Active	Strong Authority	Fully Equipped	Very Active	Strong Authority	Fully Equipped	Moderate Activity	Strong Authority	Fully Equipped	Very Active
Indiana	Strong Authority	Moderately Equipped	Very Active	Strong Authority	Moderately Equipped	Very Active	Strong Authority	Moderately Equipped	Very Active	Strong Authority	Fully Equipped	Very Active
Iowa	Moderate Authority	Minimally Equipped	Moderate Activity	Minimal Authority	Minimally Equipped	Minimal Activity	Moderate Authority	Minimally Equipped	Moderate Activity	No Authority	Not Applicable	Not Applicable
Kansas	Strong Authority	Minimally Equipped	Moderate Activity	Strong Authority	Minimally Equipped	Moderate Activity	Strong Authority	Minimally Equipped	Very Active	Minimal Authority	Not Equipped	Not Active
Kentucky	Strong Authority	Moderately Equipped	Very Active	Strong Authority	Moderately Equipped	Very Active	Strong Authority	Moderately Equipped	Moderate Activity	Strong Authority	Moderately Equipped	Moderate Activity
Louisiana	Strong Authority	Moderately Equipped	Moderate Activity	Strong Authority	Moderately Equipped	Moderate Activity	Strong Authority	Moderately Equipped	Moderate Activity	Strong Authority	Moderately Equipped	Moderate Activity
Maine	Strong Authority	Moderately Equipped	Moderate Activity	Strong Authority	Fully Equipped	Very Active	Strong Authority	Moderately Equipped	Moderate Activity	Strong Authority	Moderately Equipped	Moderate Activity
Maryland	Moderate Authority	Minimally Equipped	Moderate Activity	Strong Authority	Minimally Equipped	Very Active	Moderate Authority	Minimally Equipped	Moderate Activity	Moderate Authority	Moderately Equipped	Moderate Activity
Massachusetts	Strong Authority	Moderately Equipped	Very Active	Moderate Authority	Moderately Equipped	Moderate Activity	Strong Authority	Moderately Equipped	Moderate Activity	No Authority	Minimally Equipped	Minimal Activity
Michigan	Strong Authority	Moderately Equipped	Moderate Activity	Strong Authority	Fully Equipped	Very Active	Strong Authority	Moderately Equipped	Moderate Activity	Moderate Authority	Moderately Equipped	Moderate Activity
Minnesota	Minimal Authority	Minimally Equipped	Minimal Activity	Strong Authority	Moderately Equipped	Very Active	No Authority	Minimally Equipped	Minimal Activity	No Authority	Not Applicable	Not Applicable
Mississippi	Strong Authority	Fully Equipped	Very Active	Strong Authority	Fully Equipped	Very Active	Strong Authority	Fully Equipped	Very Active	No Authority	Not Applicable	Not Applicable
Missouri	Strong Authority	Moderately Equipped	Moderate Activity	Strong Authority	Fully Equipped	Moderate Activity	Moderate Authority	Minimally Equipped	Minimal Activity	Strong Authority	Fully Equipped	Very Active
Montana	Strong Authority	Minimally Equipped	Very Active	Strong Authority	Minimally Equipped	Very Active	Moderate Authority	Minimally Equipped	Moderate Activity	No Authority	Not Applicable	Not Applicable
Nebraska	Strong Authority	Moderately Equipped	Moderate Activity	Strong Authority	Moderately Equipped	Moderate Activity	Moderate Authority	Minimally Equipped	Minimal Activity	Moderate Authority	Minimally Equipped	Minimal Activity
Nevada	Strong Authority	Minimally Equipped	Very Active	Strong Authority	Minimally Equipped	Very Active	Moderate Authority	Minimally Equipped	Moderate Activity	Strong Authority	Moderately Equipped	Moderate Activity
New Hampshire	Moderate Authority	Minimally Equipped	Moderate Activity	Moderate Authority	Moderately Equipped	Moderate Activity	Moderate Authority	Minimally Equipped	Minimal Activity	Strong Authority	Moderately Equipped	Minimal Activity
New Jersey	Moderate Authority	Moderately Equipped	Moderate Activity	Moderate Authority	Not Equipped	Moderate Activity	Moderate Authority	Minimally Equipped	Minimal Activity	No Authority	Not Applicable	Not Applicable
New Mexico	Strong Authority	Minimally Equipped	Very Active	Strong Authority	Minimally Equipped	Very Active	Strong Authority	Minimally Equipped	Very Active	Minimal Authority	Minimally Equipped	Minimal Activity
New York	No Authority	Fully Equipped	Very Active	Strong Authority	Fully Equipped	Very Active	Strong Authority	Fully Equipped	Very Active	No Authority	Not Applicable	Not Applicable
North Carolina	Strong Authority	Fully Equipped	Very Active	Strong Authority	Moderately Equipped	Very Active	Strong Authority	Moderately Equipped	Very Active	Strong Authority	Fully Equipped	Very Active
North Dakota	Strong Authority	Fully Equipped	Moderate Activity	Strong Authority	Fully Equipped	Very Active	Strong Authority	Moderately Equipped	Moderate Activity	Strong Authority	Moderately Equipped	Moderate Activity
Ohio	Moderate Authority	Minimally Equipped	Minimal Activity	Strong Authority	Moderately Equipped	Moderate Activity	Moderate Authority	Minimally Equipped	Minimal Activity	Moderate Authority	Minimally Equipped	Not Active
Oklahoma	Strong Authority	Moderately Equipped	Moderate Activity	Strong Authority	Moderately Equipped	Moderate Activity	Strong Authority	Moderately Equipped	Moderate Activity	Strong Authority	Not Equipped	Not Active
Oregon	Strong Authority	Moderately Equipped	Very Active	Strong Authority	Moderately Equipped	Very Active	Strong Authority	Moderately Equipped	Very Active	No Authority	Not Applicable	Not Applicable
Pennsylvania	Strong Authority	Fully Equipped	Very Active	Strong Authority	Fully Equipped	Very Active	Strong Authority	Fully Equipped	Very Active	Strong Authority	Fully Equipped	Not Active
Rhode Island	Strong Authority	Moderately Equipped	Moderate Activity	Strong Authority	Moderately Equipped	Moderate Activity	Strong Authority	Moderately Equipped	Moderate Activity	No Authority	Not Applicable	Not Applicable
South Carolina	Strong Authority	Moderately Equipped	Very Active	Strong Authority	Moderately Equipped	Very Active	Strong Authority	Moderately Equipped	Moderate Activity	Strong Authority	Moderately Equipped	Moderate Activity
South Dakota	Strong Authority	Fully Equipped	Moderate Activity	Strong Authority	Fully Equipped	Very Active	Strong Authority	Fully Equipped	Very Active	Strong Authority	Minimally Equipped	Moderate Activity
Tennessee												

State	Program establishes records-related standards/guidelines			Program approves retention and disposition schedules			Program provides consultation and training on records-related practices and procedures			Program provides micrographic or original capture digital imaging services		
	Authority	Resources	Activity	Authority	Resources	Activity	Authority	Resources	Activity	Authority	Resources	Activity
Texas	Strong Authority	Fully Equipped	Very Active	Strong Authority	Fully Equipped	Very Active	Strong Authority	Moderately Equipped	Moderate Activity	No Authority	Not Applicable	Not Applicable
Utah	Strong Authority	Moderately Equipped	Very Active	Strong Authority	Fully Equipped	Very Active	Strong Authority	Fully Equipped	Very Active	Strong Authority	Fully Equipped	Very Active
Vermont	Strong Authority	Moderately Equipped	Very Active	Strong Authority	Moderately Equipped	Very Active	Strong Authority	Moderately Equipped	Very Active	Not Applicable	Not Applicable	Not Applicable
Virginia	Strong Authority	Minimally Equipped	Very Active	Strong Authority	Minimally Equipped	Very Active	Strong Authority	Minimally Equipped	Moderate Activity	Strong Authority	Minimally Equipped	Moderate Activity
Washington	Strong Authority	Fully Equipped	Very Active	Strong Authority	Fully Equipped	Very Active	Strong Authority	Fully Equipped	Very Active	Strong Authority	Moderately Equipped	Very Active
West Virginia	Strong Authority	Not Equipped	Moderate Activity	Strong Authority	Not Equipped	Moderate Activity	Moderate Authority	Not Equipped	Minimal Activity	Moderate Authority	Not Equipped	Not Active
Wisconsin	Moderate Authority	Moderately Equipped	Moderate Activity	No Authority	Not Applicable	Not Applicable	Moderate Authority	Moderately Equipped	Very Active	Strong Authority	Minimally Equipped	Minimal Activity
Wyoming	Moderate Authority	Minimally Equipped	Very Active	Moderate Authority	Minimally Equipped	Very Active	Moderate Authority	Minimally Equipped	Moderate Activity	Moderate Authority	Moderately Equipped	Very Active

District/Territory												
American Samoa	Strong Authority	Minimally Equipped	Moderate Activity	Strong Authority	Minimally Equipped	Moderate Activity	Moderate Authority	Minimally Equipped	Moderate Activity	Strong Authority	Minimally Equipped	Moderate Activity
District of Columbia	Strong Authority	Minimally Equipped	Minimal Activity	Strong Authority	Minimally Equipped	Moderate Activity	Strong Authority	Minimally Equipped	Minimal Activity	No Authority	Not Applicable	Not Applicable
Guam												
Northern Marianas												
Puerto Rico												
U.S. Virgin Islands	Strong Authority	Minimally Equipped	Not Active	Strong Authority	Not Equipped	Not Active	Strong Authority	Not Equipped	Not Active	Strong Authority	Minimally Equipped	Not Active

Records Management Only Programs												
Maryland	Moderate Authority	Moderately Equipped	Moderate Activity	Moderate Authority	Moderately Equipped	Moderate Activity	Strong Authority	Fully Equipped	Very Active	Moderate Authority		Minimal Activity
Michigan	Moderate Authority	Minimally Equipped	Minimal Activity	Strong Authority	Moderately Equipped	Moderate Activity	Moderate Authority	Minimally Equipped	Moderate Activity	Strong Authority	Fully Equipped	Very Active
Montana	Strong Authority	Moderately Equipped	Moderate Activity	Moderate Authority	Moderately Equipped	Moderate Activity	Strong Authority	Moderately Equipped	Moderate Activity	Strong Authority	Minimally Equipped	Moderate Activity
Nebraska	Minimal Authority	Minimally Equipped	Minimal Activity	Strong Authority	Minimally Equipped	Minimal Activity	Moderate Authority	Minimally Equipped	Minimal Activity	Strong Authority	Minimally Equipped	Minimal Activity
Tennessee	Moderate Authority	Moderately Equipped	Very Active	Strong Authority	Fully Equipped	Very Active	Moderate Authority	Fully Equipped	Very Active	Not Applicable	Not Applicable	Not Applicable
Wisconsin	Strong Authority	Moderately Equipped	Moderate Activity	No Authority	Not Applicable	Not Applicable	Strong Authority	Moderately Equipped	Moderate Activity	Not Applicable	Not Applicable	Not Applicable

TABLE 9B. Authority, Resources and Activity in Support of Executive Branch Agencies

State	Program accessions paper records into the state archives/and or regional repositories			Program accessions born-digital electronic records into the state archives and/or regional repositories			Program accessions other formats (such as audio visual materials) into the state archives and/or regional repositories			Program provides security storage for microfilm and/or electronic media		
	Authority	Resources	Activity	Authority	Resources	Activity	Authority	Resources	Activity	Authority	Resources	Activity
Alabama	Moderate Authority	Moderately Equipped	Moderate Activity	Moderate Authority	Moderately Equipped	Moderate Activity	Strong Authority	Minimally Equipped	Minimal Activity	No Authority	Not Applicable	Not Applicable
Alaska	Strong Authority	Fully Equipped	Very Active	Strong Authority	Moderately Equipped	Minimal Activity	Strong Authority	Fully Equipped	Very Active	Strong Authority	Moderately Equipped	Moderate Activity
Arizona	Strong Authority	Moderately Equipped	Moderate Activity	Strong Authority	Minimally Equipped	Minimal Activity	Strong Authority	Minimally Equipped	Minimal Activity	Strong Authority	Minimally Equipped	Moderate Activity
Arkansas	Minimal Authority	Minimally Equipped	Minimal Activity	No Authority	Not Applicable	Not Applicable	No Authority	Not Applicable	Not Applicable	No Authority	Not Applicable	Not Applicable
California												
Colorado	Strong Authority	Moderately Equipped	Minimal Activity	Moderate Authority	Moderately Equipped	Minimal Activity	Strong Authority	Fully Equipped	Minimal Activity	Strong Authority	Moderately Equipped	Moderate Activity
Connecticut	Strong Authority	Moderately Equipped	Moderate Activity	Strong Authority	Moderately Equipped	Minimal Activity	Strong Authority	Minimally Equipped	Minimal Activity	Strong Authority	Minimally Equipped	Minimal Activity
Delaware												
Florida	Strong Authority	Moderately Equipped	Very Active	Strong Authority	Minimally Equipped	Moderate Activity	Strong Authority	Moderately Equipped	Very Active	Strong Authority	Moderately Equipped	Moderate Activity
Georgia	Strong Authority	Minimally Equipped	Minimal Activity	Strong Authority	Minimally Equipped	Minimal Activity	Strong Authority	Minimally Equipped	Minimal Activity	Strong Authority	Minimally Equipped	Moderate Activity
Hawaii												
Idaho	Strong Authority	Fully Equipped	Very Active	Strong Authority	Not Equipped	Not Active	Strong Authority	Moderately Equipped	Minimal Activity	Strong Authority	Not Equipped	Not Active
Illinois	Strong Authority	Fully Equipped	Very Active	Strong Authority	Minimally Equipped	Minimal Activity	Strong Authority	Moderately Equipped	Minimal Activity	Strong Authority	Fully Equipped	Very Active
Indiana	Strong Authority	Minimally Equipped	Very Active	Strong Authority	Minimally Equipped	Moderate Activity	Strong Authority	Minimally Equipped	Moderate Activity	Strong Authority	Minimally Equipped	Moderate Activity
Iowa	Strong Authority	Minimally Equipped	Minimal Activity	Minimal Authority	Minimally Equipped	Minimal Activity	Minimal Authority	Minimally Equipped	Minimal Activity	No Authority	Not Applicable	Not Applicable
Kansas	Strong Authority	Minimally Equipped	Moderate Activity	Strong Authority	Minimally Equipped	Minimal Activity	Strong Authority	Minimally Equipped	Minimal Activity	Minimal Authority	Not Equipped	Not Active
Kentucky	Strong Authority	Moderately Equipped	Minimal Activity	Strong Authority	Moderately Equipped	Moderate Activity	Strong Authority	Moderately Equipped	Minimal Activity	Strong Authority	Fully Equipped	Very Active
Louisiana	Strong Authority	Moderately Equipped	Moderate Activity	Strong Authority	Moderately Equipped	Minimal Activity	Strong Authority	Moderately Equipped	Moderate Activity	Strong Authority	Moderately Equipped	Moderate Activity
Maine	Strong Authority	Minimally Equipped	Minimal Activity	Strong Authority	Minimally Equipped	Minimal Activity	Strong Authority	Moderately Equipped	Minimal Activity	Strong Authority	Moderately Equipped	Moderate Activity
Maryland	Moderate Authority	Minimally Equipped	Minimal Activity	Moderate Authority	Minimally Equipped	Moderate Activity	Moderate Authority	Minimally Equipped	Minimal Activity	Moderate Authority	Not Equipped	Not Applicable
Massachusetts	Strong Authority	Moderately Equipped	Very Active	Strong Authority	Moderately Equipped	Minimal Activity	Strong Authority	Moderately Equipped	Very Active	Strong Authority	Fully Equipped	Very Active
Michigan	Strong Authority	Moderately Equipped	Very Active	Strong Authority	Moderately Equipped	Moderate Activity	Strong Authority	Moderately Equipped	Moderate Activity	Strong Authority	Moderately Equipped	Minimal Activity
Minnesota	Strong Authority	Moderately Equipped	Very Active	Strong Authority	Moderately Equipped	Very Active	Strong Authority	Moderately Equipped	Very Active	No Authority	Not Applicable	Not Applicable
Mississippi	Strong Authority	Fully Equipped	Very Active	Strong Authority	Fully Equipped	Very Active	Strong Authority	Fully Equipped	Very Active	Strong Authority	Fully Equipped	Very Active
Missouri	Strong Authority	Moderately Equipped	Moderate Activity	Strong Authority	Minimally Equipped	Minimal Activity	Strong Authority	Minimally Equipped	Minimal Activity	Strong Authority	Moderately Equipped	Very Active
Montana	Strong Authority	Moderately Equipped	Very Active	Strong Authority	Moderately Equipped	Moderate Activity	Strong Authority	Moderately Equipped	Moderate Activity	Not Applicable	Not Applicable	Not Applicable
Nebraska	Strong Authority	Moderately Equipped	Very Active	Strong Authority	Moderately Equipped	Moderate Activity	Moderate Authority	Moderately Equipped	Moderate Activity	Strong Authority	Moderately Equipped	Moderate Activity
Nevada	Strong Authority	Moderately Equipped	Moderate Activity	Strong Authority	Not Equipped	Minimal Activity	Strong Authority	Minimally Equipped	Minimal Activity	No Authority	Not Applicable	Not Applicable
New Hampshire	Strong Authority	Minimally Equipped	Moderate Activity	Moderate Authority	Minimally Equipped	Not Active	Moderate Authority	Minimally Equipped	Minimal Activity	Strong Authority	Moderately Equipped	Very Active
New Jersey	Strong Authority	Moderately Equipped	Very Active	Strong Authority	Minimally Equipped	Minimal Activity	Minimal Authority	Minimally Equipped	Minimal Activity	No Authority	Not Applicable	Not Applicable
New Mexico	Strong Authority	Minimally Equipped	Very Active	Strong Authority	Minimally Equipped	Very Active	Strong Authority	Minimally Equipped	Moderate Activity	Strong Authority	Minimally Equipped	Very Active
New York	Strong Authority	Fully Equipped	Very Active	Strong Authority	Fully Equipped	Very Active	Strong Authority	Fully Equipped	Very Active	Strong Authority	Fully Equipped	Very Active
North Carolina	Strong Authority	Moderately Equipped	Very Active	Strong Authority	Moderately Equipped	Very Active	Strong Authority	Moderately Equipped	Very Active	Strong Authority	Moderately Equipped	Very Active
North Dakota	Strong Authority	Fully Equipped	Very Active	Strong Authority	Fully Equipped	Very Active	Strong Authority	Fully Equipped	Very Active	Strong Authority	Fully Equipped	Very Active
Ohio	Strong Authority	Moderately Equipped	Moderate Activity	Strong Authority	Moderately Equipped	Moderate Activity	Strong Authority	Moderately Equipped	Moderate Activity	Moderate Authority	Minimally Equipped	Not Active
Oklahoma	Strong Authority	Minimally Equipped	Moderate Activity	Strong Authority	Not Equipped	Minimal Activity	Strong Authority	Minimally Equipped	Not Active	Strong Authority	Minimally Equipped	Minimal Activity
Oregon	Strong Authority	Fully Equipped	Very Active	Strong Authority	Moderately Equipped	Moderate Activity	Strong Authority	Fully Equipped	Very Active	Strong Authority	Fully Equipped	Very Active
Pennsylvania	Strong Authority	Fully Equipped	Very Active	Strong Authority	Moderately Equipped	Moderate Activity	Strong Authority	Fully Equipped	Very Active	Strong Authority	Fully Equipped	Very Active
Rhode Island	Strong Authority	Moderately Equipped	Moderate Activity	Strong Authority	Moderately Equipped	Minimal Activity	Strong Authority	Moderately Equipped	Minimal Activity	Strong Authority	Moderately Equipped	Very Active
South Carolina	Strong Authority	Moderately Equipped	Very Active	Strong Authority	Moderately Equipped	Moderate Activity	Strong Authority	Moderately Equipped	Moderate Activity	Strong Authority	Moderately Equipped	Minimal Activity
South Dakota	Strong Authority	Fully Equipped	Very Active	Strong Authority	Minimally Equipped	Very Active	Strong Authority	Fully Equipped	Moderate Activity	Strong Authority	Minimally Equipped	Very Active
Tennessee												
Texas	Strong Authority	Moderately Equipped	Very Active	Strong Authority	Fully Equipped	Very Active	Strong Authority	Fully Equipped	Very Active	No Authority	Not Applicable	Not Applicable

State	Program accessions paper records into the state archives/and or regional repositories			Program accessions born-digital electronic records into the state archives and/or regional repositories			Program accessions other formats (such as audio visual materials) into the state archives and/or regional repositories			Program provides security storage for microfilm and/or electronic media		
	Authority	Resources	Activity	Authority	Resources	Activity	Authority	Resources	Activity	Authority	Resources	Activity
Utah	Strong Authority	Fully Equipped	Very Active	Strong Authority	Minimally Equipped	Moderate Activity	Strong Authority	Moderately Equipped	Moderate Activity	Strong Authority	Fully Equipped	Very Active
Vermont	Strong Authority	Moderately Equipped	Very Active	Strong Authority	Moderately Equipped	Very Active	Strong Authority	Moderately Equipped	Very Active	Strong Authority	Moderately Equipped	Very Active
Virginia	Strong Authority	Moderately Equipped	Very Active	Strong Authority	Moderately Equipped	Very Active	Strong Authority	Minimally Equipped	Moderate Activity	Strong Authority	Minimally Equipped	Moderate Activity
Washington	Strong Authority	Moderately Equipped	Very Active	Strong Authority	Moderately Equipped	Very Active	Strong Authority	Fully Equipped	Very Active	Strong Authority	Moderately Equipped	Very Active
West Virginia	Strong Authority	Moderately Equipped	Moderate Activity	Strong Authority	Minimally Equipped	Moderate Activity	Strong Authority	Moderately Equipped	Minimal Activity	Moderate Authority	Moderately Equipped	Minimal Activity
Wisconsin	Strong Authority	Fully Equipped	Very Active	Strong Authority	Minimally Equipped	Minimal Activity	Strong Authority	Moderately Equipped	Moderate Activity	Strong Authority	Minimally Equipped	Minimal Activity
Wyoming	Strong Authority	Moderately Equipped	Very Active	Strong Authority	Moderately Equipped	Moderate Activity	Strong Authority	Minimally Equipped	Moderate Activity	Strong Authority	Moderately Equipped	Very Active

District/Territory												
American Samoa	Strong Authority	Moderately Equipped	Very Active	Strong Authority	Minimally Equipped	Minimal Activity	Strong Authority	Minimally Equipped	Moderate Activity	Strong Authority	Moderately Equipped	Very Active
District of Columbia	Strong Authority	Minimally Equipped	Moderate Activity	Strong Authority	Minimally Equipped	Not Active	Strong Authority	Minimally Equipped	Minimal Activity	No Authority	Not Applicable	Not Applicable
Guam												
Northern Marianas												
Puerto Rico												
U.S. Virgin Islands	Strong Authority	Not Equipped	Not Active	Strong Authority	Not Equipped	Not Active	Strong Authority	Not Equipped	Not Active	Strong Authority	Not Equipped	Not Active

Records Management Only Programs												
Maryland	Moderate Authority	Moderately Equipped	Very Active	Minimal Authority	Minimally Equipped	Minimal Activity	Minimal Authority	Minimally Equipped	Minimal Activity	Moderate Authority	Moderately Equipped	Not Active
Michigan	Strong Authority	Fully Equipped	Very Active	Moderate Authority	Moderately Equipped	Very Active	Not Applicable	Not Applicable	Not Applicable	Moderate Authority	Fully Equipped	Minimal Activity
Montana	Strong Authority	Moderately Equipped	Moderate Activity	Strong Authority	Moderately Equipped	Moderate Activity	Strong Authority	Minimally Equipped	Minimal Activity	Strong Authority	Minimally Equipped	Moderate Activity
Nebraska	Moderate Authority	Moderately Equipped	Moderate Activity	No Authority	Not Equipped	Not Active	Minimal Authority	Minimally Equipped	Minimal Activity	Minimal Authority	Minimally Equipped	Minimal Activity
Tennessee	Strong Authority	Fully Equipped	Very Active	Not Applicable	Not Applicable	Not Applicable	Strong Authority	Fully Equipped	Not Active	Strong Authority	Fully Equipped	Minimal Activity
Wisconsin	Strong Authority	Fully Equipped	Very Active	Not Applicable	Not Applicable	Not Applicable	Strong Authority	Moderately Equipped	Moderate Activity	Strong Authority	Fully Equipped	Very Active

TABLE 9C. Authority, Resources and Activity in Support of Executive Branch Agencies

State	Program provides conservation services			Program provides preservation services			Program provides training to state government officials and employees			Other 1		
	Authority	Resources	Activity	Authority	Resources	Activity	Authority	Resources	Activity	Authority	Resources	Activity
Alabama	No Authority	Minimally Equipped	Not Applicable	Moderate Authority	Minimally Equipped	Minimal Activity	Moderate Authority	Moderately Equipped	Moderate Activity	Moderate Authority	Moderately Equipped	Moderate Activity
Alaska	Strong Authority	Moderately Equipped	Not Active	Strong Authority	Moderately Equipped	Minimal Activity	Strong Authority	Minimally Equipped	Minimal Activity	Strong Authority	Moderately Equipped	Moderate Activity
Arizona	Strong Authority	Moderately Equipped	Moderate Activity	Strong Authority	Moderately Equipped	Minimal Activity	Strong Authority	Minimally Equipped	Minimal Activity	Strong Authority	Moderately Equipped	Moderate Activity
Arkansas	No Authority	Not Applicable	Not Applicable	No Authority	Not Applicable	Not Applicable	Minimal Authority	Minimally Equipped	Minimal Activity	Not Applicable	Not Applicable	Not Applicable
California												
Colorado	Not Applicable	Not Applicable	Not Applicable	Moderate Authority	Moderately Equipped	Minimal Activity	Strong Authority	Moderately Equipped	Minimal Activity	Moderate Authority	Minimally Equipped	Minimal Activity
Connecticut	Minimal Authority	Not Equipped	Not Active	Strong Authority	Minimally Equipped	Minimal Activity	Strong Authority	Moderately Equipped	Minimal Activity	Not Applicable	Not Applicable	Not Applicable
Delaware												
Florida	Strong Authority	Not Equipped	Not Active	Strong Authority	Not Equipped	Not Active	Strong Authority	Minimally Equipped	Very Active	Not Applicable	Not Applicable	Not Applicable
Georgia	Strong Authority	Moderately Equipped	Moderate Activity	Strong Authority	Minimally Equipped	Moderate Activity	Strong Authority	Moderately Equipped	Moderate Activity	Strong Authority	Minimally Equipped	Moderate Activity
Hawaii												
Idaho	No Authority	Not Equipped	Not Active	Strong Authority	Moderately Equipped	Moderate Activity	Minimal Authority	Minimally Equipped	Moderate Activity	Not Applicable	Not Applicable	Not Applicable
Illinois	Strong Authority	Fully Equipped	Very Active	Strong Authority	Moderately Equipped	Moderate Activity	Strong Authority	Moderately Equipped	Moderate Activity	Not Applicable	Not Applicable	Not Applicable
Indiana	Strong Authority	Moderately Equipped	Very Active	Strong Authority	Moderately Equipped	Very Active	Strong Authority	Moderately Equipped	Very Active	Not Applicable	Not Applicable	Not Applicable
Iowa	No Authority	Not Applicable	Not Applicable	No Authority	Not Applicable	Not Applicable	Minimal Authority	Minimally Equipped	Minimal Activity	Not Applicable	Not Applicable	Not Applicable
Kansas	Minimal Authority	Not Equipped	Not Active	Minimal Authority	Not Equipped	Not Active	Strong Authority	Minimally Equipped	Very Active	Not Applicable	Not Applicable	Not Applicable
Kentucky	Strong Authority	Minimally Equipped	Minimal Activity	Strong Authority	Minimally Equipped	Minimal Activity	Strong Authority	Fully Equipped	Very Active	Not Applicable	Not Applicable	Not Applicable
Louisiana	Strong Authority	Minimally Equipped	Minimal Activity	Strong Authority	Minimally Equipped	Minimal Activity	Strong Authority	Moderately Equipped	Moderate Activity	Not Applicable	Not Applicable	Not Applicable
Maine	Not Applicable	Not Equipped	Not Active	Strong Authority	Moderately Equipped	Moderate Activity	Strong Authority	Fully Equipped	Very Active	Not Applicable	Not Applicable	Not Applicable
Maryland	Moderate Authority	Moderately Equipped	Moderate Activity	Moderate Authority	Moderately Equipped	Moderate Activity	Minimal Authority	Not Equipped	Moderate Activity	Moderate Authority	Minimally Equipped	Moderate Activity
Massachusetts	No Authority	Minimally Equipped	Minimal Activity	No Authority	Minimally Equipped	Minimal Activity	No Authority	Moderately Equipped	Moderate Activity	Not Applicable	Not Applicable	Not Applicable
Michigan	Strong Authority	Minimally Equipped	Not Active	Strong Authority	Moderately Equipped	Moderate Activity	Strong Authority	Minimally Equipped	Moderate Activity	Not Applicable	Not Applicable	Not Applicable
Minnesota	No Authority	Not Applicable	Not Applicable	No Authority	Not Applicable	Not Applicable	Moderate Authority	Minimally Equipped	Minimal Activity	Not Applicable	Not Applicable	Not Applicable
Mississippi	Strong Authority	Moderately Equipped	Very Active	Strong Authority	Fully Equipped	Very Active	Strong Authority	Fully Equipped	Very Active	Not Applicable	Not Applicable	Not Applicable
Missouri	Strong Authority	Fully Equipped	Very Active	Strong Authority	Minimally Equipped	Moderate Activity	Moderate Authority	Minimally Equipped	Minimal Activity	Strong Authority	Moderately Equipped	Moderate Activity
Montana	Strong Authority	Minimally Equipped	Minimal Activity	Strong Authority	Minimally Equipped	Not Active	Moderate Authority	Minimally Equipped	Minimal Activity	Moderate Authority	Moderately Equipped	Moderate Activity
Nebraska	Not Applicable	Not Applicable	Not Applicable	Not Applicable	Not Applicable	Not Applicable	Moderate Authority	Minimally Equipped	Minimal Activity	Not Applicable	Not Applicable	Not Applicable
Nevada	No Authority	Not Equipped	Not Applicable	No Authority	Not Equipped	Minimal Activity	Moderate Authority	Minimally Equipped	Not Active	Strong Authority	Minimally Equipped	Minimal Activity
New Hampshire	No Authority	Not Applicable	Not Applicable	No Authority	Not Applicable	Not Applicable	Moderate Authority	Minimally Equipped	Not Active	Not Applicable	Not Applicable	Not Applicable
New Jersey	No Authority	Not Applicable	Not Applicable	No Authority	Not Applicable	Not Applicable	Moderate Authority	Minimally Equipped	Minimal Activity	Not Applicable	Not Applicable	Not Applicable
New Mexico	Strong Authority	Minimally Equipped	Very Active	Strong Authority	Minimally Equipped	Very Active	Strong Authority	Minimally Equipped	Very Active	Not Applicable	Not Applicable	Not Applicable
New York	No Authority	Not Applicable	Not Applicable	Strong Authority	Fully Equipped	Not Applicable	Strong Authority	Fully Equipped	Very Active	Not Applicable	Not Applicable	Not Applicable
North Carolina	No Authority	Not Applicable	Not Applicable	Strong Authority	Moderately Equipped	Moderate Activity	Strong Authority	Moderately Equipped	Very Active	Not Applicable	Not Applicable	Not Applicable
North Dakota	No Authority	Minimally Equipped	Not Active	Moderate Authority	Moderately Equipped	Moderate Activity	Strong Authority	Moderately Equipped	Moderate Activity	Not Applicable	Not Applicable	Not Applicable
Ohio	Moderate Authority	Minimally Equipped	Not Active	Moderate Authority	Minimally Equipped	Not Active	Moderate Authority	Minimally Equipped	Minimal Activity	Not Applicable	Not Applicable	Not Applicable
Oklahoma	Strong Authority	Not Equipped	Not Active	Strong Authority	Not Equipped	Not Active	Strong Authority	Moderately Equipped	Moderate Activity	Strong Authority	Moderately Equipped	Moderate Activity
Oregon	No Authority	Not Applicable	Not Applicable	No Authority	Not Applicable	Not Applicable	Strong Authority	Moderately Equipped	Very Active	Strong Authority	Fully Equipped	Very Active
Pennsylvania	Not Applicable	Not Applicable	Not Applicable	Not Applicable	Not Applicable	Not Applicable	Strong Authority	Fully Equipped	Very Active	Not Applicable	Not Applicable	Not Applicable
Rhode Island	No Authority	Not Applicable	Not Applicable	Strong Authority	Minimally Equipped	Minimal Activity	Strong Authority	Moderately Equipped	Moderate Activity	Not Applicable	Not Applicable	Not Applicable
South Carolina	Strong Authority	Moderately Equipped	Moderate Activity	Strong Authority	Moderately Equipped	Moderate Activity	Strong Authority	Moderately Equipped	Moderate Activity	Not Applicable	Not Applicable	Not Applicable
South Dakota	Minimal Authority	Not Equipped	Not Active	Strong Authority	Minimally Equipped	Very Active	Strong Authority	Fully Equipped	Very Active	Not Applicable	Not Applicable	Not Applicable
Tennessee												
Texas	No Authority	Moderately Equipped	Moderate Activity	No Authority	Moderately Equipped	Moderate Activity	Strong Authority	Moderately Equipped	Moderate Activity	Not Applicable	Not Applicable	Not Applicable
Utah	No Authority	Not Applicable	Not Applicable	Strong Authority	Fully Equipped	Very Active	Strong Authority	Fully Equipped	Very Active	Not Applicable	Not Applicable	Not Applicable

State	Program provides conservation services			Program provides preservation services			Program provides training to state government officials and employees			Other 1		
	Authority	Resources	Activity	Authority	Resources	Activity	Authority	Resources	Activity	Authority	Resources	Activity
Vermont	Not Applicable	Not Applicable	Not Applicable	Strong Authority	Moderately Equipped	Very Active	Strong Authority	Moderately Equipped	Very Active	Not Applicable	Not Applicable	Not Applicable
Virginia	Strong Authority	Moderately Equipped	Moderate Activity	Strong Authority	Moderately Equipped	Moderate Activity	Strong Authority	Minimally Equipped	Minimal Activity	Not Applicable	Not Applicable	Not Applicable
Washington	Strong Authority	Not Equipped	Not Active	Strong Authority	Moderately Equipped	Very Active	Strong Authority	Fully Equipped	Very Active	Not Applicable	Not Applicable	Not Applicable
West Virginia	Moderate Authority	Minimally Equipped	Not Active	Moderate Authority	Moderately Equipped	Minimal Activity	Moderate Authority	Not Equipped	Minimal Activity	Not Applicable	Not Applicable	Not Applicable
Wisconsin	Strong Authority	Minimally Equipped	Minimal Activity	Strong Authority	Minimally Equipped	Minimal Activity	Strong Authority	Moderately Equipped	Moderate Activity	Not Applicable	Not Applicable	Not Applicable
Wyoming	No Authority	Not Applicable	Not Applicable	Minimal Authority	Minimally Equipped	Moderate Activity	Moderate Authority	Minimally Equipped	Moderate Activity	Not Applicable	Not Applicable	Not Applicable

District/Territory												
American Samoa	Strong Authority	Moderately Equipped	Very Active	Moderate Authority	Fully Equipped	Very Active	Moderate Authority	Minimally Equipped	Moderate Activity	Not Applicable	Not Applicable	Not Applicable
District of Columbia	No Authority	Not Applicable	Not Applicable	No Authority	Not Applicable	Not Applicable	Strong Authority	Minimally Equipped	Minimal Activity	Not Applicable	Not Applicable	Not Applicable
Guam												
Northern Marianas												
Puerto Rico												
U.S. Virgin Islands	Strong Authority	Not Equipped	Not Active	Strong Authority	Not Equipped	Not Active	Strong Authority	Not Equipped	Not Active	Not Applicable	Not Applicable	Not Applicable

Records Management Only Programs												
Maryland	No Authority	Not Equipped	Not Applicable	Not Applicable	Not Applicable	Not Applicable	Strong Authority	Fully Equipped	Very Active	Moderate Authority	Moderately Equipped	Moderate Activity
Michigan	Not Applicable	Not Applicable	Not Applicable	Not Applicable	Not Applicable	Not Applicable	Moderate Authority	Minimally Equipped	Moderate Activity	Moderate Authority	Minimally Equipped	Minimal Activity
Montana	Moderate Authority	Minimally Equipped	Minimal Activity	Moderate Authority	Minimally Equipped	Minimal Activity	Strong Authority	Minimally Equipped	Minimal Activity	Moderate Authority	Moderately Equipped	Moderate Activity
Nebraska	No Authority	Not Equipped	Not Active	No Authority	Not Equipped	Not Active	Moderate Authority	Moderately Equipped	Moderate Activity	Minimal Authority	Minimally Equipped	Minimal Activity
Tennessee	Not Applicable	Not Applicable	Not Applicable	Not Applicable	Not Applicable	Not Applicable	Moderate Authority	Fully Equipped	Very Active	Not Applicable	Not Applicable	Not Applicable
Wisconsin	No Authority	Not Applicable	Not Applicable	No Authority	Not Applicable	Not Applicable	Strong Authority	Moderately Equipped	Moderate Activity	Moderate Authority	Moderately Equipped	Moderate Activity

TABLE 9D. Authority, Resources and Activity in Support of Executive Branch Agencies

State	Other 2			Other 3			Please describe any "Other" additions you rated.
	Authority	Resources	Activity	Authority	Resources	Activity	
Alabama	Not Applicable	Not Applicable	Not Applicable	Not Applicable	Not Applicable	Not Applicable	
Alaska	Not Applicable	Not Applicable	Not Applicable	Not Applicable	Not Applicable	Not Applicable	
Arizona	Strong Authority	Moderately Equipped	Moderate Activity	Not Applicable	Not Applicable	Not Applicable	
Arkansas	Not Applicable	Not Applicable	Not Applicable	Not Applicable	Not Applicable	Not Applicable	
California							
Colorado	Moderate Authority	Minimally Equipped	Minimal Activity	Moderate Authority	Minimally Equipped	Minimal Activity	
Connecticut	Not Applicable	Not Applicable	Not Applicable	Not Applicable	Not Applicable	Not Applicable	
Delaware							
Florida	Not Applicable	Not Applicable	Not Applicable	Not Applicable	Not Applicable	Not Applicable	
Georgia	Strong Authority	Minimally Equipped	Moderate Activity	Strong Authority	Minimally Equipped	Moderate Activity	
Hawaii							
Idaho	Not Applicable	Not Applicable	Not Applicable	Not Applicable	Not Applicable	Not Applicable	
Illinois	Not Applicable	Not Applicable	Not Applicable	Not Applicable	Not Applicable	Not Applicable	
Indiana	Not Applicable	Not Applicable	Not Applicable	Not Applicable	Not Applicable	Not Applicable	
Iowa	Not Applicable	Not Applicable	Not Applicable	Not Applicable	Not Applicable	Not Applicable	
Kansas	Not Applicable	Not Applicable	Not Applicable	Not Applicable	Not Applicable	Not Applicable	
Kentucky	Not Applicable	Not Applicable	Not Applicable	Not Applicable	Not Applicable	Not Applicable	
Louisiana	Not Applicable	Not Applicable	Not Applicable	Not Applicable	Not Applicable	Not Applicable	
Maine	Not Applicable	Not Applicable	Not Applicable	Not Applicable	Not Applicable	Not Applicable	
Maryland	Not Applicable	Not Applicable	Not Applicable	Not Applicable	Not Applicable	Not Applicable	4.1I Artistic Property: Care and preservation of state-owned art collection
Massachusetts	Not Applicable	Not Applicable	Not Applicable	Not Applicable	Not Applicable	Not Applicable	
Michigan	Not Applicable	Not Applicable	Not Applicable	Not Applicable	Not Applicable	Not Applicable	
Minnesota	Not Applicable	Not Applicable	Not Applicable	Not Applicable	Not Applicable	Not Applicable	
Mississippi	Not Applicable	Not Applicable	Not Applicable	Not Applicable	Not Applicable	Not Applicable	
Missouri	Not Applicable	Not Applicable	Not Applicable	Not Applicable	Not Applicable	Not Applicable	4.1I - 41N would include both executive agencies inside and outside the Governor' administration as well as boards and commissions and other independent state agencies.
Montana	Moderate Authority	Moderately Equipped	Moderate Activity	Moderate Authority	Moderately Equipped	Moderate Activity	
Nebraska	Not Applicable	Not Applicable	Not Applicable	Not Applicable	Not Applicable	Not Applicable	
Nevada	Strong Authority	Minimally Equipped	Minimal Activity	Strong Authority	Minimally Equipped	Minimal Activity	
New Hampshire	Not Applicable	Not Applicable	Not Applicable	Not Applicable	Not Applicable	Not Applicable	
New Jersey	Not Applicable	Not Applicable	Not Applicable	Not Applicable	Not Applicable	Not Applicable	
New Mexico	Not Applicable	Not Applicable	Not Applicable	Not Applicable	Not Applicable	Not Applicable	
New York	Not Applicable	Not Applicable	Not Applicable	Not Applicable	Not Applicable	Not Applicable	
North Carolina	Not Applicable	Not Applicable	Not Applicable	Not Applicable	Not Applicable	Not Applicable	
North Dakota	Not Applicable	Not Applicable	Not Applicable	Not Applicable	Not Applicable	Not Applicable	
Ohio	Not Applicable	Not Applicable	Not Applicable	Not Applicable	Not Applicable	Not Applicable	
Oklahoma	Strong Authority	Moderately Equipped	Moderate Activity	Strong Authority	Moderately Equipped	Not Applicable	
Oregon	Strong Authority	Fully Equipped	Very Active	Not Applicable	Not Applicable	Not Applicable	
Pennsylvania	Not Applicable	Not Applicable	Not Applicable	Not Applicable	Not Applicable	Not Applicable	
Rhode Island	Not Applicable	Not Applicable	Not Applicable	Not Applicable	Not Applicable	Not Applicable	
South Carolina	Not Applicable	Not Applicable	Not Applicable	Not Applicable	Not Applicable	Not Applicable	
South Dakota	Not Applicable	Not Applicable	Not Applicable	Not Applicable	Not Applicable	Not Applicable	
Tennessee							

State	Other 2			Other 3			Please describe any "Other" additions you rated.
	Authority	Resources	Activity	Authority	Resources	Activity	
Texas	Not Applicable	Not Applicable	Not Applicable	Not Applicable	Not Applicable	Not Applicable	
Utah	Not Applicable	Not Applicable	Not Applicable	Not Applicable	Not Applicable	Not Applicable	
Vermont	Not Applicable	Not Applicable	Not Applicable	Not Applicable	Not Applicable	Not Applicable	
Virginia	Not Applicable	Not Applicable	Not Applicable	Not Applicable	Not Applicable	Not Applicable	
Washington	Not Applicable	Not Applicable	Not Applicable	Not Applicable	Not Applicable	Not Applicable	
West Virginia	Not Applicable	Not Applicable	Not Applicable	Not Applicable	Not Applicable	Not Applicable	
Wisconsin	Not Applicable	Not Applicable	Not Applicable	Not Applicable	Not Applicable	Not Applicable	
Wyoming	Not Applicable	Not Applicable	Not Applicable	Not Applicable	Not Applicable	Not Applicable	

District/Territory							
American Samoa	Not Applicable	Not Applicable	Not Applicable	Not Applicable	Not Applicable	Not Applicable	
District of Columbia	Not Applicable	Not Applicable	Not Applicable	Not Applicable	Not Applicable	Not Applicable	
Guam							
Northern Marianas							
Puerto Rico							
U.S. Virgin Islands	Not Applicable	Not Applicable	Not Applicable	Not Applicable	Not Applicable	Not Applicable	

Records Management Only Programs							
Maryland	Moderate Authority	Moderately Equipped	Moderate Activity	Moderate Authority	Moderately Equipped	Moderate Activity	
Michigan	Not Applicable	Not Applicable	Not Applicable	Not Applicable	Not Applicable	Not Applicable	Other 1 - Electronic Signature service (Michigan RMS began providing this service in March 2020)
Montana	Moderate Authority	Moderately Equipped	Moderate Activity	Moderate Authority	Moderately Equipped	Moderate Activity	
Nebraska	Minimal Authority	Minimally Equipped	Minimal Activity	Minimal Authority	Minimally Equipped	Minimal Activity	
Tennessee	Not Applicable	Not Applicable	Not Applicable	Not Applicable	Not Applicable	Not Applicable	
Wisconsin	Moderate Authority	Moderately Equipped	Moderate Activity	Strong Authority	Moderately Equipped	Moderate Activity	

TABLE 10A. Authority, Resources and Activity in Support of Legislative Branch Agencies

State	Program establishes records-related standards/guidelines			Program approves retention and disposition schedules			Program provides consultation and training on records-related practices and procedures			Program provides micrographic or original capture digital imaging services		
	Authority	Resources	Activity	Authority	Resources	Activity	Authority	Resources	Activity	Authority	Resources	Activity
Alabama	Moderate Authority	Moderately Equipped	Moderate Activity	Moderate Authority	Moderately Equipped	Moderate Activity	Moderate Authority	Moderately Equipped	Moderate Activity	No Authority	Not Applicable	Not Applicable
Alaska	Minimal Authority	Fully Equipped	Minimal Activity	No Authority	Fully Equipped	Minimal Activity	Minimal Authority	Moderately Equipped	Minimal Activity	Minimal Authority	Moderately Equipped	Minimal Activity
Arizona	Moderate Authority	Moderately Equipped	Moderate Activity	Minimal Authority	Minimally Equipped	Moderate Activity	Minimal Authority	Minimally Equipped	Minimal Activity	Strong Authority	Not Equipped	Not Active
Arkansas	No Authority	Not Applicable	Not Applicable	No Authority	Not Applicable	Not Applicable	Minimal Authority	Minimally Equipped	Minimal Activity	Minimal Authority	Minimally Equipped	Minimal Activity
California												
Colorado	Strong Authority	Moderately Equipped	Minimal Activity	Strong Authority	Minimally Equipped	Not Active	Strong Authority	Minimally Equipped	Minimal Activity	Not Applicable	Not Applicable	Not Applicable
Connecticut	No Authority	Not Equipped	Minimal Activity	No Authority	Not Applicable	Not Applicable	No Authority	Not Applicable	Not Applicable	No Authority	Not Applicable	Not Applicable
Delaware												
Florida	Moderate Authority	Moderately Equipped	Moderate Activity	Moderate Authority	Moderately Equipped	Moderate Activity	Moderate Authority	Moderately Equipped	Minimal Activity	Moderate Authority	Not Equipped	Not Active
Georgia	Moderate Authority	Minimally Equipped	Minimal Activity	Moderate Authority	Minimally Equipped	Minimal Activity	Strong Authority	Minimally Equipped	Minimal Activity	No Authority	Not Applicable	Not Applicable
Hawaii												
Idaho	Moderate Authority	Moderately Equipped	Moderate Activity	Not Applicable	Not Applicable	Not Applicable	Strong Authority	Moderately Equipped	Very Active	Not Applicable	Not Applicable	Not Applicable
Illinois	No Authority	Minimally Equipped	Minimal Activity	Minimal Authority	Fully Equipped	Minimal Activity	No Authority	Minimally Equipped	Not Active	No Authority	Fully Equipped	Minimal Activity
Indiana	Minimal Authority	Moderately Equipped	Minimal Activity	Minimal Authority	Moderately Equipped	Minimal Activity	Minimal Authority	Moderately Equipped	Minimal Activity	Minimal Authority	Fully Equipped	Not Active
Iowa	Moderate Authority	Minimally Equipped	Minimal Activity	Minimal Authority	Minimally Equipped	Minimal Activity	Minimal Authority	Minimally Equipped	Minimal Activity	No Authority	Not Applicable	Not Applicable
Kansas	No Authority	Not Applicable	Not Applicable	No Authority	Not Applicable	Not Applicable	Moderate Authority	Minimally Equipped	Minimal Activity	Minimal Authority	Not Equipped	Not Active
Kentucky	Minimal Authority	Moderately Equipped	Minimal Activity	Strong Authority	Moderately Equipped	Moderate Activity	Moderate Authority	Minimally Equipped	Moderate Activity	Minimal Authority	Minimally Equipped	Not Active
Louisiana	Strong Authority	Moderately Equipped	Minimal Activity	Strong Authority	Minimally Equipped	Minimal Activity	Strong Authority	Moderately Equipped	Minimal Activity	Strong Authority	Moderately Equipped	Minimal Activity
Maine	Moderate Authority	Minimally Equipped	Moderate Activity	Strong Authority	Moderately Equipped	Moderate Activity	Strong Authority	Fully Equipped	Moderate Activity	Strong Authority	Fully Equipped	Minimal Activity
Maryland	Moderate Authority	Minimally Equipped	Minimal Activity	Moderate Authority	Not Equipped	Not Active	Moderate Authority	Not Equipped	Not Active	Moderate Authority	Not Equipped	Not Active
Massachusetts	No Authority	Moderately Equipped	Very Active	No Authority	Moderately Equipped	Moderate Activity	No Authority	Moderately Equipped	Moderate Activity	No Authority	Minimally Equipped	Minimal Activity
Michigan	Strong Authority	Minimally Equipped	Minimal Activity	Strong Authority	Fully Equipped	Very Active	Strong Authority	Minimally Equipped	Minimal Activity	Strong Authority	Minimally Equipped	Minimal Activity
Minnesota	Minimal Authority	Minimally Equipped	Minimal Activity	Strong Authority	Moderately Equipped	Very Active	No Authority	Minimally Equipped	Minimal Activity	No Authority	Not Applicable	Not Applicable
Mississippi	Strong Authority	Fully Equipped	Very Active	Strong Authority	Fully Equipped	Very Active	Strong Authority	Fully Equipped	Very Active	No Authority	Not Applicable	Not Applicable
Missouri	Minimal Authority	Moderately Equipped	Moderate Activity	Minimal Authority	Fully Equipped	Moderate Activity	Minimal Authority	Minimally Equipped	Minimal Activity	Minimal Authority	Fully Equipped	Moderate Activity
Montana	Moderate Authority	Moderately Equipped	Moderate Activity	Moderate Authority	Moderately Equipped	Moderate Activity	Moderate Authority	Moderately Equipped	Moderate Activity	No Authority	Not Applicable	Not Applicable
Nebraska	Strong Authority	Moderately Equipped	Moderate Activity	Strong Authority	Moderately Equipped	Very Active	Moderate Authority	Minimally Equipped	Minimal Activity	Strong Authority	Minimally Equipped	Minimal Activity
Nevada	Strong Authority	Minimally Equipped	Very Active	Strong Authority	Moderately Equipped	Very Active	Minimal Authority	Minimally Equipped	Not Active	Moderate Authority	Moderately Equipped	Moderate Activity
New Hampshire	Moderate Authority	Moderately Equipped	Moderate Activity	No Authority	Not Applicable	Not Applicable	Minimal Authority	Not Equipped	Not Active	Strong Authority	Moderately Equipped	Very Active
New Jersey	Moderate Authority	Moderately Equipped	Moderate Activity	Moderate Authority	Not Equipped	Moderate Activity	Moderate Authority	Minimally Equipped	Minimal Activity	No Authority	Not Applicable	Not Applicable
New Mexico	Minimal Authority	Minimally Equipped	Moderate Activity	Minimal Authority	Minimally Equipped	Moderate Activity	Minimal Authority	Minimally Equipped	Moderate Activity	Minimal Authority	Minimally Equipped	Minimal Activity
New York	No Authority	Not Applicable	Not Applicable	No Authority	Moderately Equipped	Moderate Activity	No Authority	Moderately Equipped	Moderate Activity	No Authority	Not Applicable	Not Applicable
North Carolina	Moderate Authority	Moderately Equipped	Moderate Activity	Moderate Authority	Moderately Equipped	Moderate Activity	Moderate Authority	Moderately Equipped	Moderate Activity	Moderate Authority	Moderately Equipped	Minimal Activity
North Dakota	No Authority	Not Applicable	Not Applicable	No Authority	Not Applicable	Not Applicable	No Authority	Not Applicable	Not Applicable	No Authority	Not Applicable	Not Applicable
Ohio	Moderate Authority	Minimally Equipped	Minimal Activity	Strong Authority	Moderately Equipped	Minimal Activity	Moderate Authority	Minimally Equipped	Minimal Activity	Moderate Authority	Minimally Equipped	Not Active
Oklahoma	Strong Authority	Moderately Equipped	Moderate Activity	Strong Authority	Moderately Equipped	Moderate Activity	Strong Authority	Moderately Equipped	Moderate Activity	Strong Authority	Moderately Equipped	Moderate Activity
Oregon	No Authority	Not Applicable	Not Applicable	No Authority	Not Applicable	Not Applicable	No Authority	Not Applicable	Not Applicable	No Authority	Not Applicable	Not Applicable
Pennsylvania	Minimal Authority	Minimally Equipped	Not Applicable	No Authority	Not Applicable	Not Applicable	Strong Authority	Fully Equipped	Moderate Activity	No Authority	Not Applicable	Not Applicable
Rhode Island	Not Applicable	Not Applicable	Not Applicable	No Authority	Not Applicable	Not Applicable	No Authority	Not Applicable	Not Applicable	No Authority	Not Applicable	Not Applicable
South Carolina	Strong Authority	Moderately Equipped	Very Active	Strong Authority	Moderately Equipped	Very Active	Strong Authority	Moderately Equipped	Moderate Activity	Strong Authority	Moderately Equipped	Minimal Activity
South Dakota	Strong Authority	Fully Equipped	Minimal Activity	Strong Authority	Fully Equipped	Not Active	Strong Authority	Fully Equipped	Not Active	Strong Authority	Minimally Equipped	Not Active
Tennessee												
Texas	Minimal Authority	Moderately Equipped	Moderate Activity	Minimal Authority	Moderately Equipped	Moderate Activity	Minimal Authority	Moderately Equipped	Moderate Activity	Not Applicable	Not Applicable	Not Applicable
Utah	Minimal Authority	Moderately Equipped	Minimal Activity	No Authority	Not Applicable	Not Applicable	Moderate Authority	Moderately Equipped	Minimal Activity	Minimal Authority	Minimally Equipped	Minimal Activity

State	Program establishes records-related standards/guidelines			Program approves retention and disposition schedules			Program provides consultation and training on records-related practices and procedures			Program provides micrographic or original capture digital imaging services		
	Authority	Resources	Activity	Authority	Resources	Activity	Authority	Resources	Activity	Authority	Resources	Activity
Vermont	Strong Authority	Moderately Equipped	Very Active	Strong Authority	Moderately Equipped	Very Active	Strong Authority	Moderately Equipped	Very Active	Not Applicable	Not Applicable	Not Applicable
Virginia	Strong Authority	Minimally Equipped	Moderate Activity	Strong Authority	Minimally Equipped	Moderate Activity	Strong Authority	Minimally Equipped	Minimal Activity	No Authority	Not Applicable	Not Applicable
Washington	Moderate Authority	Fully Equipped	Very Active	Strong Authority	Fully Equipped	Very Active	Moderate Authority	Fully Equipped	Very Active	Strong Authority	Fully Equipped	Minimal Activity
West Virginia	No Authority	Not Applicable	Not Applicable	No Authority	Not Applicable	Not Applicable	Minimal Authority	Not Equipped	Minimal Activity	No Authority	Not Applicable	Not Applicable
Wisconsin	No Authority	Not Applicable	Not Applicable	No Authority	Not Applicable	Not Applicable	Minimal Authority	Minimally Equipped	Minimal Activity	Minimal Authority	Not Applicable	Not Applicable
Wyoming	Moderate Authority	Minimally Equipped	Moderate Activity	Moderate Authority	Minimally Equipped	Moderate Activity	Moderate Authority	Minimally Equipped	Minimal Activity	Moderate Authority	Moderately Equipped	Moderate Activity

District/Territory												
American Samoa	Strong Authority	Minimally Equipped	Moderate Activity	Strong Authority	Minimally Equipped	Moderate Activity	Moderate Authority	Minimally Equipped	Moderate Activity	Strong Authority	Minimally Equipped	Moderate Activity
District of Columbia	Minimal Authority	Not Equipped	Not Active	No Authority	Not Applicable	Not Applicable	Minimal Authority	Not Equipped	Minimal Activity	No Authority	Not Applicable	Not Applicable
Guam												
Northern Marianas												
Puerto Rico												
U.S. Virgin Islands	No Authority	Not Equipped	Not Active	No Authority	Not Equipped	Not Active	Moderate Authority	Not Equipped	Not Active	Strong Authority	Minimally Equipped	Not Active

Records Management Only Programs												
Maryland	Strong Authority	Moderately Equipped	Moderate Activity	Strong Authority	Moderately Equipped	Very Active	Strong Authority	Fully Equipped	Very Active	Not Applicable	Not Applicable	Not Applicable
Michigan	No Authority	Minimally Equipped	Minimal Activity	No Authority	Minimally Equipped	Moderate Activity	No Authority	Minimally Equipped	Minimal Activity	Strong Authority	Fully Equipped	Moderate Activity
Montana	Moderate Authority	Moderately Equipped	Moderate Activity	Strong Authority	Moderately Equipped	Moderate Activity	Moderate Authority	Minimally Equipped	Minimal Activity	Strong Authority	Minimally Equipped	Minimal Activity
Nebraska	Minimal Authority	Minimal Authority	Minimal Activity	Moderate Authority	Moderately Equipped	Moderate Activity	Moderate Authority	Moderately Equipped	Moderate Activity	Moderate Authority	Minimally Equipped	Minimal Activity
Tennessee	Moderate Authority	Fully Equipped	Very Active	Minimal Authority	Fully Equipped	Very Active	Moderate Authority	Fully Equipped	Very Active	Not Applicable	Not Applicable	Not Applicable
Wisconsin	Moderate Authority	Moderately Equipped	Moderate Activity	No Authority	Not Applicable	Not Applicable	Moderate Authority	Moderately Equipped	Moderate Activity	No Authority	Not Applicable	Not Applicable

TABLE 10B. Authority, Resources and Activity in Support of Legislative Branch Agencies

State	Program accessions paper records into the state archives/and or regional repositories			Program accessions born-digital electronic records into the state archives and/or regional repositories			Program accessions other formats (such as audio visual materials) into the state archives and/or regional repositories			Program provides security storage for microfilm and/or electronic media		
	Authority	Resources	Activity	Authority	Resources	Activity	Authority	Resources	Activity	Authority	Resources	Activity
Alabama	Moderate Authority	Moderately Equipped	Moderate Activity	Moderate Authority	Moderately Equipped	Moderate Activity	Moderate Authority	Minimally Equipped	Minimal Activity	No Authority	Not Applicable	Not Applicable
Alaska	Minimal Authority	Fully Equipped	Very Active	Minimal Authority	Moderately Equipped	Not Active	Minimal Authority	Moderately Equipped	Not Active	Minimal Authority	Fully Equipped	Minimal Activity
Arizona	Strong Authority	Fully Equipped	Very Active	Strong Authority	Minimally Equipped	Moderate Activity	Strong Authority	Minimally Equipped	Moderate Activity	Strong Authority	Moderately Equipped	Moderate Activity
Arkansas	Minimal Authority	Minimally Equipped	Minimal Activity	Minimal Authority	Minimally Equipped	Minimal Activity	No Authority	Not Applicable	Not Applicable	Minimal Authority	Minimally Equipped	Minimal Activity
California												
Colorado	Strong Authority	Moderately Equipped	Moderate Activity	Strong Authority	Moderately Equipped	Moderate Activity	Strong Authority	Moderately Equipped	Moderate Activity	Strong Authority	Moderately Equipped	Minimal Activity
Connecticut	No Authority	Minimally Equipped	Minimal Activity	No Authority	Moderately Equipped	Minimal Activity	No Authority	Minimally Equipped	Minimal Activity	No Authority	Not Applicable	Not Applicable
Delaware												
Florida	Strong Authority	Moderately Equipped	Moderate Activity	Strong Authority	Minimally Equipped	Moderate Activity	Strong Authority	Moderately Equipped	Moderate Activity	Strong Authority	Moderately Equipped	Minimal Activity
Georgia	Strong Authority	Minimally Equipped	Minimal Activity	Strong Authority	Minimally Equipped	Minimal Activity	Strong Authority	Minimally Equipped	Minimal Activity	Strong Authority	Minimally Equipped	Not Active
Hawaii												
Idaho	Strong Authority	Fully Equipped	Moderate Activity	Not Applicable	Not Applicable	Not Applicable	Strong Authority	Minimally Equipped	Minimal Activity	Moderate Authority	Moderately Equipped	Moderate Activity
Illinois	Moderate Authority	Fully Equipped	Moderate Activity	Minimal Authority	Minimally Equipped	Not Active	Minimal Authority	Fully Equipped	Minimal Activity	Minimal Authority	Moderately Equipped	Not Active
Indiana	Minimal Authority	Minimally Equipped	Very Active	Minimal Authority	Minimally Equipped	Very Active	Minimal Authority	Minimally Equipped	Moderate Activity	Minimal Authority	Minimally Equipped	Moderate Activity
Iowa	Minimal Authority	Minimally Equipped	Minimal Activity	No Authority	Not Applicable	Not Applicable	No Authority	Not Applicable	Not Applicable	No Authority	Not Applicable	Not Applicable
Kansas	Moderate Authority	Minimally Equipped	Minimal Activity	Moderate Authority	Minimally Equipped	Minimal Activity	Moderate Authority	Minimally Equipped	Minimal Activity	Minimal Authority	Not Equipped	Not Active
Kentucky	Moderate Authority	Moderately Equipped	Minimal Activity	Moderate Authority	Moderately Equipped	Moderate Activity	Moderate Authority	Moderately Equipped	Minimal Activity	Moderate Authority	Fully Equipped	Moderate Activity
Louisiana	Strong Authority	Moderately Equipped	Very Active	Strong Authority	Moderately Equipped	Minimal Activity	Strong Authority	Moderately Equipped	Minimal Activity	Strong Authority	Moderately Equipped	Moderate Activity
Maine	Strong Authority	Moderately Equipped	Minimal Activity	Strong Authority	Minimally Equipped	Not Active	Strong Authority	Minimally Equipped	Not Active	Moderate Authority	Minimally Equipped	Minimal Activity
Maryland	Moderate Authority	Minimally Equipped	Minimal Activity	Moderate Authority	Not Equipped	Not Active	Moderate Authority	Not Equipped	Not Active	Moderate Authority	Not Equipped	Not Applicable
Massachusetts	No Authority	Moderately Equipped	Very Active	No Authority	Moderately Equipped	Minimal Activity	No Authority	Moderately Equipped	Very Active	No Authority	Fully Equipped	Very Active
Michigan	Strong Authority	Moderately Equipped	Moderate Activity	Strong Authority	Moderately Equipped	Moderate Activity	Strong Authority	Moderately Equipped	Minimal Activity	Strong Authority	Moderately Equipped	Not Active
Minnesota	Strong Authority	Moderately Equipped	Very Active	Strong Authority	Moderately Equipped	Very Active	Strong Authority	Moderately Equipped	Very Active	No Authority	Not Applicable	Not Applicable
Mississippi	Strong Authority	Fully Equipped	Very Active	Strong Authority	Fully Equipped	Very Active	Strong Authority	Fully Equipped	Very Active	Strong Authority	Fully Equipped	Very Active
Missouri	Minimal Authority	Moderately Equipped	Moderate Activity	Minimal Authority	Minimally Equipped	Minimal Activity	Minimal Authority	Minimally Equipped	Minimal Activity	Minimal Authority	Fully Equipped	Moderate Activity
Montana	Moderate Authority	Moderately Equipped	Very Active	Moderate Authority	Moderately Equipped	Moderate Activity	Moderate Authority	Moderately Equipped	Very Active	No Authority	Not Applicable	Not Applicable
Nebraska	Strong Authority	Moderately Equipped	Very Active	Moderate Authority	Minimally Equipped	Minimal Activity	Strong Authority	Minimally Equipped	Minimal Activity	Strong Authority	Moderately Equipped	Moderate Activity
Nevada	Strong Authority	Minimally Equipped	Moderate Activity	Strong Authority	Minimally Equipped	Minimal Activity	Strong Authority	Minimally Equipped	Minimal Activity	No Authority	Not Equipped	Not Active
New Hampshire	Strong Authority	Moderately Equipped	Moderate Activity	No Authority	Not Applicable	Not Applicable	Minimal Authority	Minimally Equipped	Minimal Activity	Strong Authority	Moderately Equipped	Moderate Activity
New Jersey	Strong Authority	Moderately Equipped	Very Active	Strong Authority	Minimally Equipped	Not Active	Minimal Authority	Minimally Equipped	Minimal Activity	No Authority	Not Applicable	Not Applicable
New Mexico	Moderate Authority	Minimally Equipped	Moderate Activity	Minimal Authority	Minimally Equipped	Minimal Activity	Minimal Authority	Minimally Equipped	Minimal Activity	Moderate Authority	Minimally Equipped	Minimal Activity
New York	Strong Authority	Minimally Equipped	Minimal Activity	Strong Authority	Minimally Equipped	Minimal Activity	Strong Authority	Minimally Equipped	Minimal Activity	Strong Authority	Not Equipped	Not Active
North Carolina	Moderate Authority	Moderately Equipped	Moderate Activity	Moderate Authority	Moderately Equipped	Minimal Activity	Moderate Authority	Moderately Equipped	Moderate Activity	Moderate Authority	Moderately Equipped	Moderate Activity
North Dakota	No Authority	Fully Equipped	Very Active	No Authority	Not Applicable	Not Applicable	No Authority	Fully Equipped	Very Active	No Authority	Not Applicable	Not Applicable
Ohio	Strong Authority	Moderately Equipped	Moderate Activity	Strong Authority	Moderately Equipped	Moderate Activity	Strong Authority	Moderately Equipped	Moderate Activity	Moderate Authority	Minimally Equipped	Not Active
Oklahoma	Strong Authority	Minimally Equipped	Minimal Activity	Strong Authority	Not Equipped	Not Active	Strong Authority	Not Equipped	Not Active	Strong Authority	Moderately Equipped	Not Active
Oregon	No Authority	Not Applicable	Not Applicable	No Authority	Not Applicable	Not Applicable	No Authority	Not Applicable	Not Applicable	No Authority	Not Applicable	Not Applicable
Pennsylvania	Moderate Authority	Minimally Equipped	Minimal Activity	Moderate Authority	Minimally Equipped	Minimal Activity	Moderate Authority	Minimally Equipped	Minimal Activity	Strong Authority	Fully Equipped	Not Active
Rhode Island	No Authority	Not Applicable	Not Applicable	No Authority	Not Applicable	Not Applicable	No Authority	Not Applicable	Not Applicable	No Authority	Not Applicable	Not Applicable
South Carolina	Strong Authority	Moderately Equipped	Moderate Activity	Strong Authority	Moderately Equipped	Minimal Activity	Strong Authority	Moderately Equipped	Minimal Activity	Strong Authority	Moderately Equipped	Minimal Activity
South Dakota	Strong Authority	Fully Equipped	Not Active	Strong Authority	Minimally Equipped	Not Active	Strong Authority	Fully Equipped	Not Active	Strong Authority	Minimally Equipped	Not Active
Tennessee												
Texas	Minimal Authority	Minimally Equipped	Minimal Activity	Minimal Authority	Fully Equipped	Minimal Activity	Minimal Authority	Moderately Equipped	Minimal Activity	Not Applicable	Not Applicable	Not Applicable

State	Program accessions paper records into the state archives/and or regional repositories			Program accessions born-digital electronic records into the state archives and/or regional repositories			Program accessions other formats (such as audio visual materials) into the state archives and/or regional repositories			Program provides security storage for microfilm and/or electronic media		
	Authority	Resources	Activity	Authority	Resources	Activity	Authority	Resources	Activity	Authority	Resources	Activity
Utah	Moderate Authority	Fully Equipped	Moderate Activity	Minimal Authority	Minimally Equipped	Minimal Activity	Minimal Authority	Minimally Equipped	Minimal Activity	Minimal Authority	Minimally Equipped	Minimal Activity
Vermont	Strong Authority	Moderately Equipped	Very Active	Strong Authority	Moderately Equipped	Very Active	Strong Authority	Moderately Equipped	Very Active	Strong Authority	Moderately Equipped	Very Active
Virginia	Strong Authority	Minimally Equipped	Moderate Activity	Strong Authority	Minimally Equipped	Moderate Activity	Strong Authority	Minimally Equipped	Moderate Activity	Strong Authority	Minimally Equipped	Minimal Activity
Washington	Moderate Authority	Moderately Equipped	Very Active	Moderate Authority	Moderately Equipped	Moderate Activity	Moderate Authority	Moderately Equipped	Very Active	Moderate Authority	Moderately Equipped	Not Active
West Virginia	Minimal Authority	Not Equipped	Moderate Activity	Minimal Authority	Not Equipped	Not Active	Minimal Authority	Not Equipped	Minimal Activity	No Authority	Not Applicable	Not Applicable
Wisconsin	Strong Authority	Moderately Equipped	Minimal Activity	Strong Authority	Minimally Equipped	Minimal Activity	Strong Authority	Minimally Equipped	Minimal Activity	Moderate Authority	Minimally Equipped	Not Active
Wyoming	Moderate Authority	Moderately Equipped	Minimal Activity	Moderate Authority	Moderately Equipped	Moderate Activity	Moderate Authority	Minimally Equipped	Minimal Activity	Moderate Authority	Moderately Equipped	Moderate Activity

District/Territory												
American Samoa	Strong Authority	Moderately Equipped	Very Active	Strong Authority	Minimally Equipped	Minimal Activity	Strong Authority	Minimally Equipped	Moderate Activity	Strong Authority	Moderately Equipped	Very Active
District of Columbia	Strong Authority	Minimally Equipped	Minimal Activity	Strong Authority	Not Equipped	Not Active	Strong Authority	Not Equipped	Not Active	Strong Authority	Not Equipped	Not Active
Guam												
Northern Marianas												
Puerto Rico												
U.S. Virgin Islands	No Authority	Not Equipped	Not Active	No Authority	Not Equipped	Not Active	No Authority	Not Equipped	Not Active	Strong Authority	Minimally Equipped	Not Active

Records Management Only Programs												
Maryland	Moderate Authority	Fully Equipped	Very Active	Minimal Authority	Minimally Equipped	Minimal Activity	Not Applicable	Not Applicable	Not Applicable	Moderate Authority	Moderately Equipped	Not Active
Michigan	No Authority	Fully Equipped	Minimal Activity	No Authority	Moderately Equipped	Moderate Activity	No Authority	Not Applicable	Not Applicable	No Authority	Fully Equipped	Not Active
Montana	Moderate Authority	Moderately Equipped	Moderate Activity	Moderate Authority	Minimally Equipped	Minimal Activity	Moderate Authority	Minimally Equipped	Minimal Activity	Moderate Authority	Minimally Equipped	Minimal Activity
Nebraska	Moderate Authority	Moderately Equipped	Moderate Activity	No Authority	Not Equipped	Not Active	Minimal Authority	Minimally Equipped	Minimal Activity	Minimal Authority	Minimally Equipped	Minimal Activity
Tennessee	Strong Authority	Fully Equipped	Very Active	Not Applicable	Not Applicable	Not Applicable	Strong Authority	Fully Equipped	Not Active	Strong Authority	Fully Equipped	Minimal Activity
Wisconsin	Strong Authority	Fully Equipped	Minimal Activity	Strong Authority	Not Equipped	Not Active	Strong Authority	Moderately Equipped	Minimal Activity	Strong Authority	Moderately Equipped	Minimal Activity

TABLE 10C. Authority, Resources and Activity in Support of Legislative Branch Agencies

State	Program provides conservation services			Program provides preservation services			Program provides training to state government officials and employees			Other 1		
	Authority	Resources	Activity	Authority	Resources	Activity	Authority	Resources	Activity	Authority	Resources	Activity
Alabama	No Authority	Not Applicable	Not Applicable	Minimal Authority	Minimally Equipped	Minimal Activity	Moderate Authority	Moderately Equipped	Moderate Activity	Not Applicable	Not Applicable	Not Applicable
Alaska	Minimal Authority	Moderately Equipped	Not Active	Minimal Authority	Moderately Equipped	Not Active	Minimal Authority	Minimally Equipped	Minimal Activity	Not Applicable	Not Applicable	Not Applicable
Arizona	Strong Authority	Moderately Equipped	Moderate Activity	Strong Authority	Moderately Equipped	Moderate Activity	Strong Authority	Minimally Equipped	Minimal Activity	Minimal Authority	Minimally Equipped	Moderate Activity
Arkansas	Minimal Authority	Minimally Equipped	Minimal Activity	Minimal Authority	Minimally Equipped	Minimal Activity	No Authority	Not Applicable	Not Applicable	Not Applicable	Not Applicable	Not Applicable
California												
Colorado	No Authority	Not Applicable	Not Applicable	Moderate Authority	Minimally Equipped	Minimal Activity	No Authority	Not Applicable	Not Applicable	Not Applicable	Not Applicable	Not Applicable
Connecticut	No Authority	Not Applicable	Not Applicable	No Authority	Not Applicable	Minimal Activity	No Authority	Not Applicable	Not Applicable	No Authority	Not Applicable	Not Applicable
Delaware												
Florida	Strong Authority	Not Equipped	Not Active	Strong Authority	Not Equipped	Not Active	Strong Authority	Minimally Equipped	Moderate Activity	Not Applicable	Not Applicable	Not Applicable
Georgia	Strong Authority	Moderately Equipped	Minimal Activity	Strong Authority	Minimally Equipped	Minimal Activity	Strong Authority	Moderately Equipped	Minimal Activity	Moderate Authority	Minimally Equipped	Minimal Activity
Hawaii												
Idaho	Not Applicable	Not Applicable	Not Applicable	Minimal Authority	Minimally Equipped	Minimal Activity	Strong Authority	Moderately Equipped	Moderate Activity	Moderate Authority	Moderately Equipped	Minimal Activity
Illinois	Strong Authority	Fully Equipped	Minimal Activity	Strong Authority	Fully Equipped	Minimal Activity	Minimal Authority	Fully Equipped	Not Active	Not Applicable	Not Applicable	Not Applicable
Indiana	Minimal Authority	Moderately Equipped	Very Active	Minimal Authority	Moderately Equipped	Very Active	Minimal Authority	Moderately Equipped	Minimal Activity	Not Applicable	Not Applicable	Not Applicable
Iowa	No Authority	Not Applicable	Not Applicable	No Authority	Not Applicable	Not Applicable	Minimal Authority	Minimally Equipped	Minimal Activity	Not Applicable	Not Applicable	Not Applicable
Kansas	Minimal Authority	Not Equipped	Not Active	Minimal Authority	Not Equipped	Not Active	Moderate Authority	Minimally Equipped	Minimal Activity	Not Applicable	Not Applicable	Not Applicable
Kentucky	Minimal Authority	Minimally Equipped	Not Active	Minimal Authority	Moderately Equipped	Not Active	Moderate Authority	Fully Equipped	Moderate Activity	Not Applicable	Not Applicable	Not Applicable
Louisiana	Strong Authority	Minimally Equipped	Minimal Activity	Strong Authority	Minimally Equipped	Minimal Activity	Strong Authority	Moderately Equipped	Minimal Activity	Not Applicable	Not Applicable	Not Applicable
Maine	Not Applicable	Not Equipped	Not Active	Strong Authority	Moderately Equipped	Minimal Activity	Strong Authority	Fully Equipped	Moderate Activity	Not Applicable	Not Applicable	Not Applicable
Maryland	Moderate Authority	Not Equipped	Not Active	Moderate Authority	Not Equipped	Not Active	Minimal Authority	Not Equipped	Not Active	Not Applicable	Not Applicable	Not Applicable
Massachusetts	No Authority	Minimally Equipped	Minimal Activity	No Authority	Minimally Equipped	Minimal Activity	No Authority	Moderately Equipped	Moderate Activity	Not Applicable	Not Applicable	Not Applicable
Michigan	Strong Authority	Not Equipped	Not Active	Strong Authority	Moderately Equipped	Moderate Activity	Strong Authority	Minimally Equipped	Minimal Activity	Not Applicable	Not Applicable	Not Applicable
Minnesota	No Authority	Not Applicable	Not Applicable	No Authority	Not Applicable	Not Applicable	Minimal Authority	Minimally Equipped	Minimal Activity	Not Applicable	Not Applicable	Not Applicable
Mississippi	Strong Authority	Fully Equipped	Moderate Activity	Strong Authority	Fully Equipped	Very Active	Strong Authority	Fully Equipped	Very Active	Not Applicable	Not Applicable	Not Applicable
Missouri	Minimal Authority	Fully Equipped	Minimal Activity	Minimal Authority	Minimally Equipped	Minimal Activity	Minimal Authority	Minimally Equipped	Minimal Activity	Not Applicable	Not Applicable	Not Applicable
Montana	Moderate Authority	Not Equipped	Not Active	Moderate Authority	Minimally Equipped	Minimal Activity	Moderate Authority	Minimally Equipped	Minimal Activity	Minimal Authority	Minimally Equipped	Moderate Activity
Nebraska	Not Applicable	Not Applicable	Not Applicable	Not Applicable	Not Applicable	Not Applicable	Moderate Authority	Moderately Equipped	Moderate Activity	Not Applicable	Not Applicable	Not Applicable
Nevada	No Authority	Not Equipped	Not Active	No Authority	Minimally Equipped	Minimal Activity	Strong Authority	Minimally Equipped	Minimal Activity	Moderate Authority	Minimally Equipped	Minimal Activity
New Hampshire	Minimal Authority	Minimally Equipped	Minimal Activity	No Authority	Not Applicable	Not Applicable	No Authority	Not Applicable	Not Applicable	Not Applicable	Not Applicable	Not Applicable
New Jersey	No Authority	Not Applicable	Not Applicable	No Authority	Not Applicable	Not Applicable	Moderate Authority	Minimally Equipped	Minimal Activity	Not Applicable	Not Applicable	Not Applicable
New Mexico	Minimal Authority	Minimally Equipped	Minimal Activity	Minimal Authority	Minimally Equipped	Minimal Activity	Minimal Authority	Minimally Equipped	Minimal Activity	Not Applicable	Not Applicable	Not Applicable
New York	No Authority	Not Applicable	Not Applicable	No Authority	Not Applicable	Not Applicable	No Authority	Minimally Equipped	Minimal Activity	Not Applicable	Not Applicable	Not Applicable
North Carolina	No Authority	Not Applicable	Not Applicable	Moderate Authority	Moderately Equipped	Minimal Activity	Moderate Authority	Moderately Equipped	Minimal Activity	Not Applicable	Not Applicable	Not Applicable
North Dakota	No Authority	Not Applicable	Not Applicable	No Authority	Not Applicable	Not Applicable	No Authority	Not Applicable	Not Applicable	Not Applicable	Not Applicable	Not Applicable
Ohio	Moderate Authority	Minimally Equipped	Not Active	Moderate Authority	Minimally Equipped	Not Active	Moderate Authority	Minimally Equipped	Minimal Activity	Not Applicable	Not Applicable	Not Applicable
Oklahoma	Strong Authority	Not Equipped	Not Active	Strong Authority	Not Equipped	Not Active	Strong Authority	Moderately Equipped	Moderate Activity	Strong Authority	Moderately Equipped	Moderate Activity
Oregon	No Authority	Not Applicable	Not Applicable	No Authority	Not Applicable	Not Applicable	No Authority	Not Applicable	Not Applicable	Not Applicable	Not Applicable	Not Applicable
Pennsylvania	No Authority	Not Applicable	Not Applicable	No Authority	Not Applicable	Not Applicable	Strong Authority	Fully Equipped	Not Active	Not Applicable	Not Applicable	Not Applicable
Rhode Island	No Authority	Not Applicable	Not Applicable	No Authority	Not Applicable	Not Applicable	No Authority	Not Applicable	Not Applicable	Not Applicable	Not Applicable	Not Applicable
South Carolina	Strong Authority	Moderately Equipped	Minimal Activity	Strong Authority	Moderately Equipped	Minimal Activity	Strong Authority	Moderately Equipped	Moderate Activity	Not Applicable	Not Applicable	Not Applicable
South Dakota	Minimal Authority	Minimally Equipped	Not Active	Strong Authority	Minimally Equipped	Not Active	Strong Authority	Fully Equipped	Minimal Activity	Not Applicable	Not Applicable	Not Applicable
Tennessee												
Texas	Not Applicable	Not Applicable	Not Applicable	Not Applicable	Not Applicable	Not Applicable	Moderate Authority	Moderately Equipped	Moderate Activity	Not Applicable	Not Applicable	Not Applicable
Utah	No Authority	Not Applicable	Not Applicable	No Authority	Not Applicable	Not Applicable	Moderate Authority	Moderately Equipped	Moderate Activity	Moderate Authority	Moderately Equipped	Moderate Activity

State	Program provides conservation services			Program provides preservation services			Program provides training to state government officials and employees			Other 1		
	Authority	Resources	Activity	Authority	Resources	Activity	Authority	Resources	Activity	Authority	Resources	Activity
Vermont	Not Applicable	Not Applicable	Not Applicable	Strong Authority	Moderately Equipped	Very Active	Strong Authority	Moderately Equipped	Very Active	Not Applicable	Not Applicable	Not Applicable
Virginia	Strong Authority	Minimally Equipped	Minimal Activity	Strong Authority	Minimally Equipped	Minimal Activity	Strong Authority	Minimally Equipped	Minimal Activity	Not Applicable	Not Applicable	Not Applicable
Washington	Moderate Authority	Not Equipped	Not Active	Moderate Authority	Moderately Equipped	Moderate Activity	Strong Authority	Fully Equipped	Very Active	Not Applicable	Not Applicable	Not Applicable
West Virginia	Minimal Authority	Not Equipped	Minimal Activity	Minimal Authority	Not Equipped	Minimal Activity	Minimal Authority	Not Equipped	Not Active	Not Applicable	Not Applicable	Not Applicable
Wisconsin	Strong Authority	Minimally Equipped	Not Active	Moderate Authority	Minimally Equipped	Not Active	Strong Authority	Moderately Equipped	Not Active	Strong Authority	Moderately Equipped	Not Active
Wyoming	No Authority	Not Applicable	Not Applicable	Minimal Authority	Minimally Equipped	Minimal Activity	Moderate Authority	Minimally Equipped	Minimal Activity	Not Applicable	Not Applicable	Not Applicable

District/Territory												
American Samoa	Strong Authority	Moderately Equipped	Very Active	Strong Authority	Moderately Equipped	Very Active	Moderate Authority	Minimally Equipped	Moderate Activity	Not Applicable	Not Applicable	Not Applicable
District of Columbia	No Authority	Not Applicable	Not Applicable	No Authority	Not Applicable	Not Applicable	Minimal Authority	Minimally Equipped	Minimal Activity	Not Applicable	Not Applicable	Not Applicable
Guam												
Northern Marianas												
Puerto Rico												
U.S. Virgin Islands	No Authority	Not Equipped	Not Active	No Authority	Not Equipped	Not Active	Moderate Authority	Not Equipped	Not Active	Not Applicable	Not Applicable	Not Applicable

Records Management Only Programs												
Maryland	No Authority	Not Equipped	Not Applicable	No Authority	Not Equipped	Not Applicable	Strong Authority	Fully Equipped	Very Active	Strong Authority	Fully Equipped	Moderate Activity
Michigan	Not Applicable	Not Applicable	Not Applicable	Not Applicable	Not Applicable	Not Applicable	No Authority	Minimally Equipped	Minimal Activity	Moderate Authority	Minimally Equipped	Not Active
Montana	Moderate Authority	Minimally Equipped	Minimal Activity	Moderate Authority	Minimally Equipped	Minimal Activity	Strong Authority	Minimally Equipped	Minimal Activity	Moderate Authority	Moderately Equipped	Moderate Activity
Nebraska	No Authority	Not Equipped	Not Active	No Authority	Not Equipped	Not Active	Moderate Authority	Moderately Equipped	Moderate Activity	Minimal Authority	Minimally Equipped	Minimal Activity
Tennessee	Not Applicable	Not Applicable	Not Applicable	Not Applicable	Not Applicable	Not Applicable	Moderate Authority	Fully Equipped	Very Active	Not Applicable	Not Applicable	Not Applicable
Wisconsin	No Authority	Not Applicable	Not Applicable	No Authority	Not Applicable	Not Applicable	Strong Authority	Moderately Equipped	Moderate Activity	Moderate Authority	Moderately Equipped	Minimal Activity

TABLE 10D. Authority, Resources and Activity in Support of Legislative Branch Agencies

State	Other 2			Other 3			Please describe any “Other” additions you rated.
	Authority	Resources	Activity	Authority	Resources	Activity	
Alabama	Not Applicable	Not Applicable	Not Applicable	Not Applicable	Not Applicable	Not Applicable	
Alaska	Not Applicable	Not Applicable	Not Applicable	Not Applicable	Not Applicable	Not Applicable	
Arizona	Minimal Authority	Moderately Equipped	Very Active	No Authority	Not Applicable	Not Applicable	
Arkansas	Not Applicable	Not Applicable	Not Applicable	Not Applicable	Not Applicable	Not Applicable	
California							
Colorado	Not Applicable	Not Applicable	Not Applicable	Not Applicable	Not Applicable	Not Applicable	
Connecticut	No Authority	Not Applicable	Not Applicable	No Authority	Not Applicable	Not Applicable	
Delaware							
Florida	Not Applicable	Not Applicable	Not Applicable	Not Applicable	Not Applicable	Not Applicable	
Georgia	Moderate Authority	Minimally Equipped	Minimal Activity	Moderate Authority	Minimally Equipped	Minimally Equipped	
Hawaii							
Idaho	Not Applicable	Not Applicable	Not Applicable	Not Applicable	Not Applicable	Not Applicable	
Illinois	Not Applicable	Not Applicable	Not Applicable	Not Applicable	Not Applicable	Not Applicable	
Indiana	Not Applicable	Not Applicable	Not Applicable	Not Applicable	Not Applicable	Not Applicable	
Iowa	Not Applicable	Not Applicable	Not Applicable	Not Applicable	Not Applicable	Not Applicable	
Kansas	Not Applicable	Not Applicable	Not Applicable	Not Applicable	Not Applicable	Not Applicable	
Kentucky	Not Applicable	Not Applicable	Not Applicable	Not Applicable	Not Applicable	Not Applicable	
Louisiana	Not Applicable	Not Applicable	Not Applicable	Not Applicable	Not Applicable	Not Applicable	
Maine	Not Applicable	Not Applicable	Not Applicable	Not Applicable	Not Applicable	Not Applicable	
Maryland	Not Applicable	Not Applicable	Not Applicable	Not Applicable	Not Applicable	Not Applicable	
Massachusetts	Not Applicable	Not Applicable	Not Applicable	Not Applicable	Not Applicable	Not Applicable	
Michigan	Not Applicable	Not Applicable	Not Applicable	Not Applicable	Not Applicable	Not Applicable	
Minnesota	Not Applicable	Not Applicable	Not Applicable	Not Applicable	Not Applicable	Not Applicable	
Mississippi	Not Applicable	Not Applicable	Not Applicable	Not Applicable	Not Applicable	Not Applicable	
Missouri	Not Applicable	Not Applicable	Not Applicable	Not Applicable	Not Applicable	Not Applicable	The records of individual legislators are not considered in these responses.
Montana	Not Applicable	Not Applicable	Not Applicable	Not Applicable	Not Applicable	Not Applicable	
Nebraska	Not Applicable	Not Applicable	Not Applicable	Not Applicable	Not Applicable	Not Applicable	
Nevada	Not Applicable	Not Applicable	Not Applicable	Not Applicable	Not Applicable	Not Applicable	
New Hampshire	Not Applicable	Not Applicable	Not Applicable	Not Applicable	Not Applicable	Not Applicable	
New Jersey	Not Applicable	Not Applicable	Not Applicable	Not Applicable	Not Applicable	Not Applicable	
New Mexico	Not Applicable	Not Applicable	Not Applicable	Not Applicable	Not Applicable	Not Applicable	
New York	Not Applicable	Not Applicable	Not Applicable	Not Applicable	Not Applicable	Not Applicable	
North Carolina	Not Applicable	Not Applicable	Not Applicable	Not Applicable	Not Applicable	Not Applicable	
North Dakota	Not Applicable	Not Applicable	Not Applicable	Not Applicable	Not Applicable	Not Applicable	
Ohio	Not Applicable	Not Applicable	Not Applicable	Not Applicable	Not Applicable	Not Applicable	
Oklahoma	Strong Authority	Moderately Equipped	Moderate Activity	Strong Authority	Moderately Equipped	Moderately Equipped	
Oregon	Not Applicable	Not Applicable	Not Applicable	Not Applicable	Not Applicable	Not Applicable	
Pennsylvania	Not Applicable	Not Applicable	Not Applicable	Not Applicable	Not Applicable	Not Applicable	
Rhode Island	Not Applicable	Not Applicable	Not Applicable	Not Applicable	Not Applicable	Not Applicable	
South Carolina	Not Applicable	Not Applicable	Not Applicable	Not Applicable	Not Applicable	Not Applicable	
South Dakota	Not Applicable	Not Applicable	Not Applicable	Not Applicable	Not Applicable	Not Applicable	
Tennessee							
Texas	Not Applicable	Not Applicable	Not Applicable	Not Applicable	Not Applicable	Not Applicable	

State	Other 2			Other 3			Please describe any “Other” additions you rated.
	Authority	Resources	Activity	Authority	Resources	Activity	
Utah	Moderate Authority	Minimally Equipped	Minimal Activity	Minimal Authority	Minimally Equipped	Minimally Equipped	
Vermont	Not Applicable	Not Applicable	Not Applicable	Not Applicable	Not Applicable	Not Applicable	
Virginia	Not Applicable	Not Applicable	Not Applicable	Not Applicable	Not Applicable	Not Applicable	
Washington	Not Applicable	Not Applicable	Not Applicable	Not Applicable	Not Applicable	Not Applicable	
West Virginia	Not Applicable	Not Applicable	Not Applicable	Not Applicable	Not Applicable	Not Applicable	
Wisconsin	Not Applicable	Not Applicable	Not Applicable	Not Applicable	Not Applicable	Not Applicable	
Wyoming	Not Applicable	Not Applicable	Not Applicable	Not Applicable	Not Applicable	Not Applicable	

District/Territory							
American Samoa	Not Applicable	Not Applicable	Not Applicable	Not Applicable	Not Applicable	Not Applicable	
District of Columbia	Not Applicable	Not Applicable	Not Applicable	Not Applicable	Not Applicable	Not Applicable	
Guam							
Northern Marianas							
Puerto Rico							
U.S. Virgin Islands	Not Applicable	Not Applicable	Not Applicable	Not Applicable	Not Applicable	Not Applicable	

Records Management Only Programs							
Maryland	Moderate Authority	Moderately Equipped	Minimal Activity	Moderate Authority	Moderately Equipped	Minimal Activity	
Michigan	Not Applicable	Not Applicable	Not Applicable	Not Applicable	Not Applicable	Not Applicable	Other 1 - Electronic Signature service
Montana	Moderate Authority	Moderately Equipped	Moderate Activity	Moderate Authority	Moderately Equipped	Moderate Activity	
Nebraska	Minimal Authority	Minimally Equipped	Minimal Activity	Minimal Authority	Minimally Equipped	Minimal Activity	
Tennessee	Not Applicable	Not Applicable	Not Applicable	Not Applicable	Not Applicable	Not Applicable	
Wisconsin	Not Applicable	Not Applicable	Not Applicable	Not Applicable	Not Applicable	Not Applicable	

TABLE 11A. Authority, Resources and Activity in Support of Judicial Branch Agencies

State	Program establishes records-related standards/guidelines			Program approves retention and disposition schedules			Program provides consultation and training on records-related practices and procedures			Program provides micrographic or original capture digital imaging services		
	Authority	Resources	Activity	Authority	Resources	Activity	Authority	Resources	Activity	Authority	Resources	Activity
Alabama	Minimal Authority	Minimally Equipped	Not Active	Minimal Authority	Minimally Equipped	Not Active	Moderate Authority	Moderately Equipped	Moderate Activity	Minimal Authority	Not Equipped	Not Active
Alaska	Minimal Authority	Fully Equipped	Minimal Activity	No Authority	Moderately Equipped	Minimal Activity	Minimal Authority	Moderately Equipped	Minimal Activity	Minimal Authority	Fully Equipped	Very Active
Arizona	Minimal Authority	Moderately Equipped	Very Active	No Authority	Minimally Equipped	Not Active	Minimal Authority	Minimally Equipped	Minimal Activity	No Authority	Not Applicable	Not Applicable
Arkansas	No Authority	Not Applicable	Not Applicable	No Authority	Not Applicable	Not Applicable	No Authority	Not Applicable	Not Applicable	No Authority	Not Applicable	Not Applicable
California												
Colorado	Strong Authority	Minimally Equipped	Minimal Activity	Strong Authority	Minimally Equipped	Minimal Activity	Strong Authority	Minimally Equipped	Minimal Activity	Not Applicable	Not Applicable	Not Applicable
Connecticut	No Authority	Not Equipped	Minimal Activity	No Authority	Not Applicable	Not Applicable	No Authority	Not Applicable	Not Applicable	No Authority	Not Applicable	Not Applicable
Delaware												
Florida	Minimal Authority	Moderately Equipped	Minimal Activity	Minimal Authority	Moderately Equipped	Not Active	Strong Authority	Minimally Equipped	Minimal Activity	Strong Authority	Not Equipped	Not Active
Georgia	Moderate Authority	Minimally Equipped	Moderate Activity	Moderate Authority	Minimally Equipped	Moderate Activity	Strong Authority	Minimally Equipped	Moderate Activity	No Authority	Not Applicable	Not Applicable
Hawaii												
Idaho	Moderate Authority	Moderately Equipped	Minimal Activity	Minimal Authority	Minimally Equipped	Minimal Activity	Minimal Authority	Moderately Equipped	Minimal Activity	Not Applicable	Not Applicable	Not Applicable
Illinois												
Indiana	Minimal Authority	Moderately Equipped	Not Active	Moderate Authority	Moderately Equipped	Not Active	Minimal Authority	Moderately Equipped	Minimal Activity	Minimal Authority	Fully Equipped	Moderate Activity
Iowa	No Authority	Not Applicable	Not Applicable	No Authority	Not Applicable	Not Applicable	No Authority	Not Applicable	Not Applicable	No Authority	Not Applicable	Not Applicable
Kansas	No Authority	Not Applicable	Not Applicable	No Authority	Not Applicable	Not Applicable	Minimal Authority	Minimally Equipped	Minimal Activity	Minimal Authority	Not Equipped	Not Active
Kentucky	Minimal Authority	Moderately Equipped	Minimal Activity	Strong Authority	Moderately Equipped	Moderate Activity	Minimal Authority	Minimally Equipped	Minimal Activity	Minimal Authority	Moderately Equipped	Not Active
Louisiana	Strong Authority	Moderately Equipped	Minimal Activity	Strong Authority	Moderately Equipped	Moderate Activity	Strong Authority	Moderately Equipped	Moderate Activity	Strong Authority	Moderately Equipped	Minimal Activity
Maine	No Authority	Moderately Equipped	Minimal Activity	Minimal Authority	Fully Equipped	Minimal Activity	No Authority	Fully Equipped	Not Active	No Authority	Fully Equipped	Not Active
Maryland	Moderate Authority	Minimally Equipped	Minimal Activity	Moderate Authority	Minimally Equipped	Minimal Activity	Moderate Authority	Minimally Equipped	Moderate Activity	Moderate Authority	Minimally Equipped	Minimal Activity
Massachusetts	No Authority	Not Applicable	Not Applicable	No Authority	Not Applicable	Not Applicable	No Authority	Not Applicable	Not Applicable	No Authority	Not Applicable	Not Applicable
Michigan	Strong Authority	Minimally Equipped	Minimal Activity	Strong Authority	Fully Equipped	Very Active	Strong Authority	Minimally Equipped	Minimal Activity	Strong Authority	Minimally Equipped	Moderate Activity
Minnesota	Minimal Authority	Minimally Equipped	Minimal Activity	Strong Authority	Moderately Equipped	Very Active	No Authority	Minimally Equipped	Minimal Activity	No Authority	Not Applicable	Not Applicable
Mississippi	Moderate Authority	Moderately Equipped	Moderate Activity	Minimal Authority	Minimally Equipped	Minimal Activity	Moderate Authority	Moderately Equipped	Moderate Activity	No Authority	Not Applicable	Not Applicable
Missouri	Moderate Authority	Moderately Equipped	Very Active	Minimal Authority	Moderately Equipped	Minimal Activity	No Authority	Moderately Equipped	Minimal Activity	Moderate Authority	Fully Equipped	Very Active
Montana	Minimal Authority	Minimally Equipped	Minimal Activity	Minimal Authority	Minimally Equipped	Minimal Activity	Moderate Authority	Minimally Equipped	Moderate Activity	No Authority	Not Applicable	Not Applicable
Nebraska	Strong Authority	Moderately Equipped	Moderate Activity	Strong Authority	Moderately Equipped	Very Active	Moderate Authority	Minimally Equipped	Minimal Activity	Moderate Authority	Minimally Equipped	Minimal Activity
Nevada	Minimal Authority	Minimally Equipped	Not Active	Strong Authority	Moderately Equipped	Very Active	Minimal Authority	Minimally Equipped	Not Active	Moderate Authority	Moderately Equipped	Moderate Activity
New Hampshire												
New Jersey	Minimal Authority	Not Equipped	Minimal Activity	Minimal Authority	Not Equipped	Minimal Activity	Minimal Authority	Minimally Equipped	Minimal Activity	No Authority	Not Applicable	Not Applicable
New Mexico												
New York	No Authority	Minimally Equipped	Minimal Activity	Minimal Authority	Moderately Equipped	Moderate Activity	Minimal Authority	Moderately Equipped	Moderate Activity	No Authority	Not Applicable	Not Applicable
North Carolina	Strong Authority	Fully Equipped	Very Active	Strong Authority	Moderately Equipped	Very Active	Strong Authority	Moderately Equipped	Very Active	Strong Authority	Minimally Equipped	Not Active
North Dakota	No Authority	Not Applicable	Not Applicable	No Authority	Not Applicable	Not Applicable	Strong Authority	Moderately Equipped	Minimal Activity	No Authority	Not Applicable	Not Applicable
Ohio	Moderate Authority	Minimally Equipped	Minimal Activity	Moderate Authority	Moderately Equipped	Minimal Activity	Moderate Authority	Minimally Equipped	Minimal Activity	Moderate Authority	Minimally Equipped	Not Active
Oklahoma	Strong Authority	Minimally Equipped	Minimal Activity	Strong Authority	Minimally Equipped	Minimal Activity	Strong Authority	Minimally Equipped	Minimal Activity	Strong Authority	Not Equipped	Not Active
Oregon	Minimal Authority	Minimally Equipped	Minimal Activity	No Authority	Not Applicable	Not Applicable	Minimal Authority	Minimally Equipped	Minimal Activity	No Authority	Not Applicable	Not Applicable
Pennsylvania	Minimal Authority	Minimally Equipped	Minimal Activity	Minimal Authority	Minimally Equipped	Minimal Activity	Minimal Authority	Minimally Equipped	Minimal Activity	No Authority	Not Applicable	Not Active
Rhode Island	No Authority	Not Applicable	Not Applicable	No Authority	Not Applicable	Not Applicable	No Authority	Not Applicable	Not Applicable	No Authority	Not Applicable	Not Applicable
South Carolina	Strong Authority	Moderately Equipped	Moderate Activity	Strong Authority	Moderately Equipped	Moderate Activity	Strong Authority	Moderately Equipped	Moderate Activity	Strong Authority	Moderately Equipped	Minimal Activity
South Dakota	Strong Authority	Fully Equipped	Minimal Activity	Strong Authority	Fully Equipped	Not Active	Strong Authority	Fully Equipped	Minimal Activity	Strong Authority	Minimally Equipped	Not Active
Tennessee												
Texas	Moderate Authority	Moderately Equipped	Moderate Activity	Moderate Authority	Moderately Equipped	Moderate Activity	Moderate Authority	Moderately Equipped	Moderate Activity	No Authority	Not Applicable	Not Applicable
Utah	Moderate Authority	Moderately Equipped	Minimal Activity	Strong Authority	Fully Equipped	Very Active	Strong Authority	Moderately Equipped	Very Active	Strong Authority	Fully Equipped	Very Active

State	Program establishes records-related standards/guidelines			Program approves retention and disposition schedules			Program provides consultation and training on records-related practices and procedures			Program provides micrographic or original capture digital imaging services		
	Authority	Resources	Activity	Authority	Resources	Activity	Authority	Resources	Activity	Authority	Resources	Activity
Vermont	Strong Authority	Moderately Equipped	Very Active	Strong Authority	Moderately Equipped	Very Active	Strong Authority	Moderately Equipped	Very Active	Not Applicable	Not Applicable	Not Applicable
Virginia	Strong Authority	Minimally Equipped	Moderate Activity	Strong Authority	Minimally Equipped	Moderate Activity	Strong Authority	Minimally Equipped	Moderate Activity	Strong Authority	Minimally Equipped	Minimal Activity
Washington	Minimal Authority	Fully Equipped	Very Active	Minimal Authority	Fully Equipped	Very Active	Minimal Authority	Fully Equipped	Very Active	Minimal Authority	Fully Equipped	Minimal Activity
West Virginia	No Authority	Not Applicable	Not Applicable	No Authority	Not Applicable	Not Applicable	No Authority	Not Applicable	Not Applicable	No Authority	Not Applicable	Not Applicable
Wisconsin	No Authority	Not Applicable	Not Applicable	No Authority	Not Applicable	Not Applicable	Minimal Authority	Minimally Equipped	Not Active	No Authority	Not Applicable	Not Applicable
Wyoming	Moderate Authority	Minimally Equipped	Moderate Activity	Moderate Authority	Minimally Equipped	Moderate Activity	Moderate Authority	Minimally Equipped	Minimal Activity	Moderate Authority	Moderately Equipped	Minimal Activity

District/Territory												
American Samoa	Moderate Authority	Minimally Equipped	Minimal Activity	Moderate Authority	Minimally Equipped	Minimal Activity	Moderate Authority	Minimally Equipped	Minimal Activity	Moderate Authority	Minimally Equipped	Minimal Activity
District of Columbia	Minimal Authority	Not Equipped	Not Active	No Authority	Not Applicable	Not Applicable	Minimal Authority	Not Equipped	Minimal Activity	No Authority	Not Applicable	Not Applicable
Guam												
Northern Marianas												
Puerto Rico	Moderate Authority	Minimally Equipped	Minimal Activity	Strong Authority	Moderately Equipped	Very Active	Moderate Authority	Minimally Equipped	Moderate Activity	Minimal Authority	Minimally Equipped	Moderate Activity
U.S. Virgin Islands	Minimal Authority	Not Equipped	Not Active	No Authority	Not Equipped	Not Active	Moderate Authority	Not Equipped	Not Active	Strong Authority	Not Equipped	Not Active

Records Management Only Programs												
Maryland	Strong Authority	Moderately Equipped	Moderate Activity	Strong Authority	Moderately Equipped	Moderate Activity	Strong Authority	Fully Equipped	Moderate Activity	Not Applicable	Not Applicable	Not Applicable
Michigan	No Authority	Minimally Equipped	Minimal Activity	No Authority	Minimally Equipped	Moderate Activity	No Authority	Minimally Equipped	Minimal Activity	Strong Authority	Fully Equipped	Minimal Activity
Montana	Moderate Authority	Moderately Equipped	Moderate Activity	Strong Authority	Moderately Equipped	Moderate Activity		Moderately Equipped	Moderate Activity	Moderate Authority	Moderately Equipped	Moderate Activity
Nebraska	Minimal Authority	Minimally Equipped	Minimal Activity	Moderate Authority	Moderately Equipped	Moderate Activity	Moderate Authority	Minimally Equipped	Minimal Activity	Minimal Authority	Minimally Equipped	Minimal Activity
Tennessee	Strong Authority	Fully Equipped	Very Active	Strong Authority	Fully Equipped	Very Active	Strong Authority	Fully Equipped	Very Active	Not Applicable	Not Applicable	Not Applicable
Wisconsin	Moderate Authority	Moderately Equipped	Not Active	No Authority	Not Applicable	Not Applicable	Moderate Authority	Moderately Equipped	Minimal Activity	No Authority	Not Applicable	Not Applicable

TABLE 11B. Authority, Resources and Activity in Support of Judicial Branch Agencies

State	Program accessions paper records into the state archives/and or regional repositories			Program accessions born-digital electronic records into the state archives and/or regional repositories			Program accessions other formats (such as audio visual materials) into the state archives and/or regional repositories			Program provides security storage for microfilm and/or electronic media		
	Authority	Resources	Activity	Authority	Resources	Activity	Authority	Resources	Activity	Authority	Resources	Activity
Alabama	Moderate Authority	Moderately Equipped	Moderate Activity	Moderate Authority	Moderately Equipped	Not Active	Moderate Authority	Minimally Equipped	Not Active	Minimal Authority	Not Equipped	Not Active
Alaska	Minimal Authority	Fully Equipped	Minimal Activity	Minimal Authority	Fully Equipped	Minimal Activity	Minimal Authority	Moderately Equipped	Minimal Activity	Minimal Authority	Fully Equipped	Very Active
Arizona	Moderate Authority	Moderately Equipped	Very Active	Moderate Authority	Moderately Equipped	Moderate Activity	Strong Authority	Moderately Equipped	Moderate Activity	Moderate Authority	Minimally Equipped	Moderate Activity
Arkansas	No Authority	Not Applicable	Not Applicable	No Authority	Not Applicable	Not Applicable	No Authority	Not Applicable	Not Applicable	Minimal Authority	Minimally Equipped	Minimal Activity
California												
Colorado	Strong Authority	Moderately Equipped	Minimal Activity	Moderate Authority	Moderately Equipped	Not Active	Moderate Authority	Moderately Equipped	Not Active	Strong Authority	Moderately Equipped	Minimal Activity
Connecticut	No Authority	Minimally Equipped	Minimal Activity	No Authority	Not Applicable	Not Applicable	No Authority	Not Applicable	Not Applicable	No Authority	Not Applicable	Not Applicable
Delaware												
Florida	Strong Authority	Moderately Equipped	Moderate Activity	Strong Authority	Minimally Equipped	Minimal Activity	Strong Authority	Moderately Equipped	Minimal Activity	Strong Authority	Moderately Equipped	Moderate Activity
Georgia	Strong Authority	Minimally Equipped	Minimal Activity	Strong Authority	Minimally Equipped	Minimal Activity	Strong Authority	Minimally Equipped	Minimal Activity	Strong Authority	Minimally Equipped	Very Active
Hawaii												
Idaho	Moderate Authority	Moderately Equipped	Minimal Activity	Strong Authority	Not Equipped	Not Active	Strong Authority	Moderately Equipped	Minimal Activity	Moderate Authority	Not Equipped	Not Active
Illinois												
Indiana	Minimal Authority	Minimally Equipped	Very Active	Minimal Authority	Minimally Equipped	Very Active	Minimal Authority	Minimally Equipped	Very Active	Minimal Authority	Minimally Equipped	Moderate Activity
Iowa	Minimal Authority	Minimally Equipped	Minimal Activity	No Authority	Not Applicable	Not Applicable	No Authority	Not Applicable	Not Applicable	No Authority	Not Applicable	Not Applicable
Kansas	Moderate Authority	Minimally Equipped	Minimal Activity	Moderate Authority	Minimally Equipped	Minimal Activity	Moderate Authority	Minimally Equipped	Minimal Activity	Minimal Authority	Not Equipped	Not Active
Kentucky	Moderate Authority	Moderately Equipped	Minimal Activity	Moderate Authority	Moderately Equipped	Minimal Activity	Moderate Authority	Moderately Equipped	Not Active	Moderate Authority	Fully Equipped	Not Active
Louisiana	Strong Authority	Moderately Equipped	Moderate Activity	Strong Authority	Moderately Equipped	Minimal Activity	Strong Authority	Moderately Equipped	Minimal Activity	Strong Authority	Moderately Equipped	Moderate Activity
Maine	Minimal Authority	Moderately Equipped	Minimal Activity	Not Applicable	Not Applicable	Not Applicable	Not Applicable	Not Applicable	Not Applicable	No Authority	Moderately Equipped	Not Active
Maryland	Moderate Authority	Minimally Equipped	Moderate Activity	Moderate Authority	Minimally Equipped	Moderate Activity	Moderate Authority	Minimally Equipped	Minimal Activity	Moderate Authority	Not Equipped	Not Applicable
Massachusetts	No Authority	Not Applicable	Not Applicable	No Authority	Not Applicable	Not Applicable	No Authority	Not Applicable	Not Applicable	No Authority	Not Applicable	Not Applicable
Michigan	Strong Authority	Moderately Equipped	Moderate Activity	Strong Authority	Moderately Equipped	Moderate Activity	Strong Authority	Minimally Equipped	Minimal Activity	Strong Authority	Minimally Equipped	Not Active
Minnesota	Strong Authority	Moderately Equipped	Very Active	Strong Authority	Moderately Equipped	Very Active	Strong Authority	Moderately Equipped	Very Active	No Authority	Not Applicable	Not Applicable
Mississippi	Strong Authority	Fully Equipped	Very Active	Strong Authority	Fully Equipped	Very Active	Strong Authority	Fully Equipped	Very Active	Strong Authority	Fully Equipped	Very Active
Missouri	Minimal Authority	Moderately Equipped	Moderate Activity	Minimal Authority	Minimally Equipped	Not Active	Minimal Authority	Minimally Equipped	Not Active	Minimal Authority	Fully Equipped	Moderate Activity
Montana	Moderate Authority	Moderately Equipped	Moderate Activity	Moderate Authority	Moderately Equipped	Minimal Activity	Moderate Authority	Moderately Equipped	Minimal Activity	No Authority	Not Applicable	Not Applicable
Nebraska	Strong Authority	Moderately Equipped	Moderate Activity	Strong Authority	Minimally Equipped	Minimal Activity	Minimal Authority	Minimally Equipped	Minimal Activity	Strong Authority	Moderately Equipped	Moderate Activity
Nevada	Strong Authority	Moderately Equipped	Moderate Activity	Strong Authority	Minimally Equipped	Minimal Activity	Strong Authority	Moderately Equipped	Minimal Activity	Not Applicable	Not Applicable	Not Applicable
New Hampshire												
New Jersey	Strong Authority	Moderately Equipped	Very Active	Strong Authority	Minimally Equipped	Not Active	Moderate Authority	Minimally Equipped	Not Active	No Authority	Not Applicable	Not Applicable
New Mexico												
New York	Strong Authority	Fully Equipped	Very Active	Strong Authority	Fully Equipped	Very Active	Strong Authority	Fully Equipped	Minimal Activity	No Authority	Not Applicable	Not Applicable
North Carolina	Strong Authority	Moderately Equipped	Very Active	Strong Authority	Minimally Equipped	Not Active	Strong Authority	Moderately Equipped	Minimal Activity	Strong Authority	Moderately Equipped	Moderate Activity
North Dakota	Strong Authority	Fully Equipped	Very Active	Strong Authority	Not Equipped	Minimal Activity	No Authority	Not Applicable	Not Applicable	Strong Authority	Fully Equipped	Not Active
Ohio	Strong Authority	Moderately Equipped	Moderate Activity	Strong Authority	Minimally Equipped	Not Active	Strong Authority	Moderately Equipped	Minimal Activity	Moderate Authority	Minimally Equipped	Minimal Activity
Oklahoma	Strong Authority	Minimally Equipped	Minimal Activity	Strong Authority	Minimally Equipped	Not Active	Strong Authority	Minimally Equipped	Not Active	Strong Authority	Minimally Equipped	Not Active
Oregon	Strong Authority	Fully Equipped	Very Active	No Authority	Not Applicable	Not Applicable	No Authority	Not Applicable	Not Applicable	Strong Authority	Fully Equipped	Very Active
Pennsylvania	Moderate Authority	Minimally Equipped	Minimal Activity	Minimal Authority	Not Equipped	Not Active	Minimal Authority	Minimally Equipped	Not Active	Minimal Authority	Not Equipped	Not Active
Rhode Island	No Authority	Not Applicable	Not Applicable	No Authority	Not Applicable	Not Applicable	No Authority	Not Applicable	Not Applicable	No Authority	Not Applicable	Not Applicable
South Carolina	Strong Authority	Moderately Equipped	Moderate Activity	Strong Authority	Moderately Equipped	Minimal Activity	Strong Authority	Moderately Equipped	Minimal Activity	Strong Authority	Moderately Equipped	Minimal Activity
South Dakota	Strong Authority	Fully Equipped	Minimal Activity	Strong Authority	Minimally Equipped	Not Active	Strong Authority	Fully Equipped	Minimal Activity	Strong Authority	Minimally Equipped	Minimal Activity
Tennessee												
Texas	Strong Authority	Moderately Equipped	Very Active	Strong Authority	Fully Equipped	Minimal Activity	Strong Authority	Fully Equipped	Minimal Activity	No Authority	Not Applicable	Not Applicable

State	Program accessions paper records into the state archives/and or regional repositories			Program accessions born-digital electronic records into the state archives and/or regional repositories			Program accessions other formats (such as audio visual materials) into the state archives and/or regional repositories			Program provides security storage for microfilm and/or electronic media		
	Authority	Resources	Activity	Authority	Resources	Activity	Authority	Resources	Activity	Authority	Resources	Activity
Utah	Strong Authority	Fully Equipped	Very Active	Strong Authority	Minimally Equipped	Minimal Activity	Strong Authority	Minimally Equipped	Minimal Activity	Strong Authority	Moderately Equipped	Moderate Activity
Vermont	Strong Authority	Moderately Equipped	Very Active	Strong Authority	Moderately Equipped	Very Active	Strong Authority	Moderately Equipped	Very Active	Strong Authority	Moderately Equipped	Very Active
Virginia	Strong Authority	Minimally Equipped	Moderate Activity	Strong Authority	Minimally Equipped	Minimal Activity	Strong Authority	Minimally Equipped	Minimal Activity	Strong Authority	Minimally Equipped	Minimal Activity
Washington	Minimal Authority	Moderately Equipped	Very Active	Minimal Authority	Moderately Equipped	Very Active	Minimal Authority	Moderately Equipped	Moderate Activity	Minimal Authority	Fully Equipped	Moderate Activity
West Virginia	Strong Authority	Not Equipped	Minimal Activity	No Authority	Not Applicable	Not Applicable	Minimal Authority	Not Equipped	Minimal Activity	No Authority	Not Applicable	Not Applicable
Wisconsin	Strong Authority	Moderately Equipped	Minimal Activity	Strong Authority	Minimally Equipped	Not Active	Strong Authority	Minimally Equipped	Minimal Activity	Minimal Authority	Minimally Equipped	Not Active
Wyoming	Moderate Authority	Moderately Equipped	Minimal Activity	Moderate Authority	Moderately Equipped	Minimal Activity	Moderate Authority	Minimally Equipped	Minimal Activity	Moderate Authority	Moderately Equipped	Minimal Activity

District/Territory												
American Samoa	Moderate Authority	Minimally Equipped	Not Active	Moderate Authority	Not Equipped	Not Active	Moderate Authority	Not Equipped	Not Active	Moderate Authority	Moderately Equipped	Moderate Activity
District of Columbia	Strong Authority	Minimally Equipped	Minimal Activity	Strong Authority	Not Equipped	Not Active	Strong Authority	Not Equipped	Not Active	Strong Authority	Not Equipped	Not Active
Guam												
Northern Marianas												
Puerto Rico	Strong Authority	Minimally Equipped	Minimal Activity	Not Applicable	Not Equipped	Not Active	Strong Authority	Minimally Equipped	Minimal Activity	Not Applicable	Not Equipped	Not Active
U.S. Virgin Islands	No Authority	Not Equipped	Not Active	No Authority	Not Equipped	Not Active	No Authority	Not Equipped	Not Active	Strong Authority	Not Equipped	Not Active

Records Management Only Programs												
Maryland	Moderate Authority	Fully Equipped	Very Active	Moderate Authority	Minimally Equipped	Minimal Activity	Not Applicable	Not Applicable	Not Applicable	Minimal Authority	Minimally Equipped	Not Active
Michigan	No Authority	Fully Equipped	Very Active	No Authority	Moderately Equipped	Not Active	No Authority	Not Applicable	Not Applicable	No Authority	Fully Equipped	Not Active
Montana	Moderate Authority	Moderately Equipped	Moderate Activity	Moderate Authority	Moderately Equipped	Moderate Activity	Moderate Authority	Moderately Equipped	Moderate Activity	Moderate Authority	Moderately Equipped	Moderate Activity
Nebraska	Minimal Authority	Moderately Equipped	Moderate Activity	No Authority	Not Equipped	Not Active	Minimal Authority	Minimally Equipped	Minimal Activity	Minimal Authority	Minimally Equipped	Minimal Activity
Tennessee	Strong Authority	Fully Equipped	Very Active	Not Applicable	Not Applicable	Not Applicable	Not Applicable	Not Applicable	Not Applicable	Not Applicable	Not Applicable	Not Applicable
Wisconsin	Strong Authority	Moderately Equipped	Minimal Activity	Strong Authority	Not Equipped	Not Applicable	Strong Authority	Moderately Equipped	Minimal Activity	Strong Authority	Moderately Equipped	Minimal Activity

TABLE 11C. Authority, Resources and Activity in Support of Judicial Branch Agencies

State	Program provides conservation services			Program provides preservation services			Program provides training to state government officials and employees			Other 1		
	Authority	Resources	Activity	Authority	Resources	Activity	Authority	Resources	Activity	Authority	Resources	Activity
Alabama	Minimal Authority	Minimally Equipped	Not Active	Moderate Authority	Moderately Equipped	Moderate Activity	Moderate Authority	Moderately Equipped	Moderate Activity	Not Applicable	Not Applicable	Not Applicable
Alaska	Minimal Authority	Moderately Equipped	Not Active	Minimal Authority	Moderately Equipped	Moderate Activity	Minimal Authority	Moderately Equipped	Minimal Activity	Not Applicable	Not Applicable	Not Applicable
Arizona	Moderate Authority	Moderately Equipped	Minimal Activity	Moderate Authority		Minimal Activity	Strong Authority	Not Equipped	Minimal Activity	Minimal Authority	Minimally Equipped	Moderate Activity
Arkansas	No Authority	Not Applicable	Not Applicable	No Authority	Not Applicable	Not Applicable	No Authority	Not Applicable	Not Applicable	Not Applicable	Not Applicable	Not Applicable
California												
Colorado	Not Applicable	Not Applicable	Not Applicable	Moderate Authority	Minimally Equipped	Minimal Activity	Moderate Authority	Minimally Equipped	Not Active	Moderate Authority	Minimally Equipped	Not Active
Connecticut	No Authority	Not Applicable	Not Applicable	No Authority	Not Applicable	Minimal Activity	No Authority	Not Applicable	Not Applicable	No Authority	Not Applicable	Not Applicable
Delaware												
Florida	Strong Authority	Not Equipped	Not Active	Strong Authority	Not Equipped	Not Active	Strong Authority	Minimally Equipped	Minimal Activity	Not Applicable	Not Applicable	Not Applicable
Georgia	Strong Authority	Minimally Equipped	Minimal Activity	Strong Authority	Minimally Equipped	Moderate Activity	Strong Authority	Moderately Equipped	Moderate Activity	Not Applicable	Not Applicable	Not Applicable
Hawaii												
Idaho	No Authority	Not Equipped	Not Active	Strong Authority	Moderately Equipped	Moderate Activity	Minimal Authority	Minimally Equipped	Moderate Activity	Not Applicable	Not Applicable	Not Applicable
Illinois												
Indiana	Minimal Authority	Moderately Equipped	Very Active	Minimal Authority	Moderately Equipped	Very Active	Minimal Authority	Moderately Equipped	Minimal Activity	Not Applicable	Not Applicable	Not Applicable
Iowa	No Authority	Not Applicable	Not Applicable	No Authority	Not Applicable	Not Applicable	No Authority	Not Applicable	Not Applicable	Not Applicable	Not Applicable	Not Applicable
Kansas	Minimal Authority	Not Equipped	Not Active	Minimal Authority	Not Equipped	Not Active	Moderate Authority	Minimally Equipped	Minimal Activity	Not Applicable	Not Applicable	Not Applicable
Kentucky	Minimal Authority	Moderately Equipped	Not Active	Minimal Authority	Moderately Equipped	Not Active	Minimal Authority	Fully Equipped	Not Active	Not Applicable	Not Applicable	Not Applicable
Louisiana	Strong Authority	Minimally Equipped	Minimal Activity	Strong Authority	Minimally Equipped	Minimal Activity	Strong Authority	Moderately Equipped	Moderate Activity	Not Applicable	Not Applicable	Not Applicable
Maine	Not Applicable	Not Applicable	Not Applicable	Strong Authority	Moderately Equipped	Moderate Activity	No Authority	Fully Equipped	Not Active	Not Applicable	Not Applicable	Not Applicable
Maryland	Moderate Authority	Minimally Equipped	Minimal Activity	Moderate Authority	Minimally Equipped	Minimal Activity	Minimal Authority	Minimally Equipped	Moderate Activity	Not Applicable	Not Applicable	Not Applicable
Massachusetts	No Authority	Not Applicable	Not Applicable	No Authority	Not Applicable	Not Applicable	No Authority	Not Applicable	Not Applicable	Not Applicable	Not Applicable	Not Applicable
Michigan	Strong Authority	Not Equipped	Not Active	Strong Authority	Moderately Equipped	Moderate Activity	Strong Authority	Minimally Equipped	Minimal Activity	Not Applicable	Not Applicable	Not Applicable
Minnesota	No Authority	Not Applicable	Not Applicable	No Authority	Not Applicable	Not Applicable	Minimal Authority	Minimally Equipped	Minimal Activity	Not Applicable	Not Applicable	Not Applicable
Mississippi	Strong Authority	Fully Equipped	Very Active	Strong Authority	Fully Equipped	Very Active	Strong Authority	Fully Equipped	Very Active	Not Applicable	Not Applicable	Not Applicable
Missouri	Minimal Authority	Fully Equipped	Minimal Activity	Minimal Authority	Minimally Equipped	Minimal Activity	No Authority	Moderately Equipped	Minimal Activity	Moderate Authority	Moderately Equipped	Very Active
Montana	Moderate Authority	Minimally Equipped	Minimal Activity	Moderate Authority	Minimally Equipped	Minimal Activity	Moderate Authority	Moderately Equipped	Minimal Activity	Minimal Authority	Moderately Equipped	Minimal Activity
Nebraska	Not Applicable	Not Applicable	Not Applicable	Not Applicable	Not Applicable	Not Applicable	Moderate Authority	Minimally Equipped	Minimal Activity	Not Applicable	Not Applicable	Not Applicable
Nevada	Not Applicable	Not Applicable	Not Applicable	No Authority	Minimally Equipped	Not Active	Minimal Authority	Minimally Equipped	Not Active	No Authority	Minimally Equipped	Not Active
New Hampshire												
New Jersey	No Authority	Not Applicable	Not Applicable	No Authority	Not Applicable	Not Applicable	Minimal Authority	Minimally Equipped	Minimal Activity	Not Applicable	Not Applicable	Not Applicable
New Mexico												
New York	No Authority	Not Applicable	Not Applicable	No Authority	Minimally Equipped	Moderate Activity	No Authority	Minimally Equipped	Minimal Activity	Not Applicable	Not Applicable	Not Applicable
North Carolina	No Authority	Not Applicable	Not Applicable	Strong Authority	Moderately Equipped	Minimal Activity	Strong Authority	Moderately Equipped	Minimal Activity	Not Applicable	Not Applicable	Not Applicable
North Dakota	No Authority	Not Applicable	Not Applicable	No Authority	Not Applicable	Not Applicable	Strong Authority	Fully Equipped	Minimal Activity	Not Applicable	Not Applicable	Not Applicable
Ohio	Moderate Authority	Minimally Equipped	Not Active	Moderate Authority	Minimally Equipped	Not Active	Moderate Authority	Minimally Equipped	Minimal Activity	Not Applicable	Not Applicable	Not Applicable
Oklahoma	No Authority	Not Applicable	Not Applicable	No Authority	Not Applicable	Not Applicable	Strong Authority	Minimally Equipped	Minimal Activity	Not Applicable	Not Applicable	Not Applicable
Oregon	No Authority	Not Applicable	Not Applicable	No Authority	Not Applicable	Not Applicable	Minimal Authority	Minimally Equipped	Minimal Activity	Not Applicable	Not Applicable	Not Applicable
Pennsylvania	Minimal Authority	Not Equipped	Not Active	Minimal Authority	Not Equipped	Not Active	Moderate Authority	Not Equipped	Not Active	Not Applicable	Not Applicable	Not Applicable
Rhode Island	No Authority	Not Applicable	Not Applicable	No Authority	Not Applicable	Not Applicable	No Authority	Not Applicable	Not Applicable	Not Applicable	Not Applicable	Not Applicable
South Carolina	Strong Authority	Moderately Equipped	Moderate Activity	Strong Authority	Moderately Equipped	Moderate Activity	Strong Authority	Moderately Equipped	Moderate Activity	Not Applicable	Not Applicable	Not Applicable
South Dakota	Minimal Authority	Minimally Equipped	Not Active	Strong Authority	Minimally Equipped	Not Active	Strong Authority	Fully Equipped	Minimal Activity	Not Applicable	Not Applicable	Not Applicable
Tennessee												
Texas	No Authority	Moderately Equipped	Minimal Activity	No Authority	Moderately Equipped	Minimal Activity	Strong Authority	Moderately Equipped	Moderate Activity	Not Applicable	Not Applicable	Not Applicable
Utah	Minimal Authority	Minimally Equipped	Minimal Activity	Moderate Authority	Moderately Equipped	Moderate Activity	Strong Authority	Moderately Equipped	Very Active	Moderate Authority	Moderately Equipped	Moderate Activity

State	Program provides conservation services			Program provides preservation services			Program provides training to state government officials and employees			Other 1		
	Authority	Resources	Activity	Authority	Resources	Activity	Authority	Resources	Activity	Authority	Resources	Activity
Vermont	Not Applicable	Not Applicable	Not Applicable	Strong Authority	Moderately Equipped	Very Active	Strong Authority	Moderately Equipped	Very Active	Not Applicable	Not Applicable	Not Applicable
Virginia	Strong Authority	Minimally Equipped	Not Active	Strong Authority	Minimally Equipped	Not Active	Strong Authority	Minimally Equipped	Minimal Activity	Not Applicable	Not Applicable	Not Applicable
Washington	No Authority	Minimally Equipped	Not Applicable	Minimal Authority	Minimally Equipped	Minimal Activity	Minimal Authority	Fully Equipped	Very Active	Not Applicable	Not Applicable	Not Applicable
West Virginia	No Authority	Not Applicable	Not Applicable	No Authority	Not Applicable	Not Applicable	No Authority	Not Applicable	Not Applicable	Not Applicable	Not Applicable	Not Applicable
Wisconsin	Minimal Authority	Minimally Equipped	Not Active	Minimal Authority	Minimally Equipped	Not Active	Strong Authority	Moderately Equipped	Not Active	Strong Authority	Minimally Equipped	Minimal Activity
Wyoming	No Authority	Not Applicable	Not Applicable	Minimal Authority	Minimally Equipped	Minimal Activity	Moderate Authority	Minimally Equipped	Minimal Activity	Not Applicable	Not Applicable	Not Applicable

District/Territory												
American Samoa	Moderate Authority	Not Equipped	Very Active	Moderate Authority	Not Equipped	Very Active	Moderate Authority	Not Equipped	Minimal Activity	Moderate Authority	Minimally Equipped	Minimal Activity
District of Columbia	No Authority	Not Applicable	Not Applicable	No Authority	Not Applicable	Not Applicable	Minimal Authority	Minimally Equipped	Minimal Activity	Not Applicable	Not Applicable	Not Applicable
Guam												
Northern Marianas												
Puerto Rico	Not Applicable	Not Equipped	Not Active	Not Applicable	Not Equipped	Not Active	Minimal Authority	Minimally Equipped	Minimal Activity	Minimal Activity		
U.S. Virgin Islands	No Authority	Not Equipped	Not Active	No Authority	Not Equipped	Not Active	Moderate Authority	Not Equipped	Not Active	Not Applicable	Not Applicable	Not Applicable

Records Management Only Programs												
Maryland	Not Applicable	Not Applicable		Not Applicable	Not Applicable	Not Applicable	Strong Authority	Fully Equipped	Very Active	Strong Authority	Moderately Equipped	Moderate Activity
Michigan	Not Applicable	Not Applicable	Not Applicable	Not Applicable	Not Applicable	Not Applicable	No Authority	Minimally Equipped	Minimal Activity	Moderate Authority	Minimally Equipped	Not Active
Montana	Moderate Authority	Moderately Equipped	Moderate Activity	Moderate Authority	Moderately Equipped	Moderate Activity	Moderate Authority	Moderately Equipped	Moderate Activity	Moderate Authority	Moderately Equipped	Moderate Activity
Nebraska	No Authority	Not Equipped	Not Active	No Authority	Not Equipped	Not Active	Minimal Authority	Moderately Equipped	Minimal Activity	Minimal Authority	Minimally Equipped	Minimal Activity
Tennessee	Not Applicable	Not Applicable	Not Applicable	Not Applicable	Not Applicable	Not Applicable	Moderate Authority	Fully Equipped	Very Active	Not Applicable	Not Applicable	Not Applicable
Wisconsin	No Authority	Not Applicable	Not Applicable	No Authority	Not Applicable	Not Applicable	Moderate Authority	Moderately Equipped	Moderate Activity	Not Applicable	Not Applicable	Not Applicable

TABLE 11D. Authority, Resources and Activity in Support of Judicial Branch Agencies

State	Other 2			Other 3			Please describe any “Other” additions you rated.
	Authority	Resources	Activity	Authority	Resources	Activity	
Alabama	Not Applicable	Not Applicable	Not Applicable	Not Applicable	Not Applicable	Not Applicable	
Alaska	Not Applicable	Not Applicable	Not Applicable	Not Applicable	Not Applicable	Not Applicable	
Arizona	Not Applicable	Not Applicable	Not Applicable	Not Applicable	Not Applicable	Not Applicable	
Arkansas	Not Applicable	Not Applicable	Not Applicable	Not Applicable	Not Applicable	Not Applicable	
California							
Colorado	Moderate Authority	Minimally Equipped	Not Active	Moderate Authority	Minimally Equipped	Not Active	
Connecticut	No Authority	Not Applicable	Not Applicable	No Authority	Not Applicable	Not Applicable	
Delaware							
Florida	Not Applicable	Not Applicable	Not Applicable	Not Applicable	Not Applicable	Not Applicable	
Georgia	Not Applicable	Not Applicable	Not Applicable	Not Applicable	Not Applicable	Not Applicable	
Hawaii							
Idaho	Not Applicable	Not Applicable	Not Applicable	Not Applicable	Not Applicable	Not Applicable	
Illinois							
Indiana	Not Applicable	Not Applicable	Not Applicable	Not Applicable	Not Applicable	Not Applicable	
Iowa	Not Applicable	Not Applicable	Not Applicable	Not Applicable	Not Applicable	Not Applicable	
Kansas	Not Applicable	Not Applicable	Not Applicable	Not Applicable	Not Applicable	Not Applicable	
Kentucky	Not Applicable	Not Applicable	Not Applicable	Not Applicable	Not Applicable	Not Applicable	The State Libraries, Archives and Records Commission approves records retention schedules developed by this division, in conjunction with state and local agencies.
Louisiana	Not Applicable	Not Applicable	Not Applicable	Not Applicable	Not Applicable	Not Applicable	
Maine	Not Applicable	Not Applicable	Not Applicable	Not Applicable	Not Applicable	Not Applicable	
Maryland	Not Applicable	Not Applicable	Not Applicable	Not Applicable	Not Applicable	Not Applicable	
Massachusetts	Not Applicable	Not Applicable	Not Applicable	Not Applicable	Not Applicable	Not Applicable	
Michigan	Not Applicable	Not Applicable	Not Applicable	Not Applicable	Not Applicable	Not Applicable	
Minnesota	Not Applicable	Not Applicable	Not Applicable	Not Applicable	Not Applicable	Not Applicable	
Mississippi	Not Applicable	Not Applicable	Not Applicable	Not Applicable	Not Applicable	Not Applicable	
Missouri	Not Applicable	Not Applicable	Not Applicable	Not Applicable	Not Applicable	Not Applicable	The answers to 4.3I refers to permanent local court records. All answers in the section before 4.3I refer to the Missouri Supreme Court and Missouri Appeals Courts.
Montana	Minimal Authority	Moderately Equipped	Minimal Activity	Minimal Authority	Moderately Equipped	Minimal Activity	
Nebraska	Not Applicable	Not Applicable	Not Applicable	Not Applicable	Not Applicable	Not Applicable	
Nevada	Not Applicable	Not Applicable	Not Applicable	Not Applicable	Not Applicable	Not Applicable	
New Hampshire							
New Jersey	Not Applicable	Not Applicable	Not Applicable	Not Applicable	Not Applicable	Not Applicable	
New Mexico							
New York	Not Applicable	Not Applicable	Not Applicable	Not Applicable	Not Applicable	Not Applicable	
North Carolina	Not Applicable	Not Applicable	Not Applicable	Not Applicable	Not Applicable	Not Applicable	
North Dakota	Not Applicable	Not Applicable	Not Applicable	Not Applicable	Not Applicable	Not Applicable	
Ohio	Not Applicable	Not Applicable	Not Applicable	Not Applicable	Not Applicable	Not Applicable	
Oklahoma	Not Applicable	Not Applicable	Not Applicable	Not Applicable	Not Applicable	Not Applicable	
Oregon	Not Applicable	Not Applicable	Not Applicable	Not Applicable	Not Applicable	Not Applicable	
Pennsylvania	Not Applicable	Not Applicable	Not Applicable	Not Applicable	Not Applicable	Not Applicable	
Rhode Island	Not Applicable	Not Applicable	Not Applicable	Not Applicable	Not Applicable	Not Applicable	
South Carolina	Not Applicable	Not Applicable	Not Applicable	Not Applicable	Not Applicable	Not Applicable	
South Dakota	Not Applicable	Not Applicable	Not Applicable	Not Applicable	Not Applicable	Not Applicable	

State	Other 2			Other 3			Please describe any “Other” additions you rated.
	Authority	Resources	Activity	Authority	Resources	Activity	
Tennessee							
Texas	Not Applicable	Not Applicable	Not Applicable	Not Applicable	Not Applicable	Not Applicable	
Utah	Moderate Authority	Moderately Equipped	Moderate Activity	Moderate Authority	Moderately Equipped	Moderate Activity	
Vermont	Not Applicable	Not Applicable	Not Applicable	Not Applicable	Not Applicable	Not Applicable	
Virginia	Not Applicable	Not Applicable	Not Applicable	Not Applicable	Not Applicable	Not Applicable	
Washington	Not Applicable	Not Applicable	Not Applicable	Not Applicable	Not Applicable	Not Applicable	
West Virginia	Not Applicable	Not Applicable	Not Applicable	Not Applicable	Not Applicable	Not Applicable	
Wisconsin	Strong Authority	Minimally Equipped	Minimal Activity	Strong Authority	Minimally Equipped	Not Active	
Wyoming	Not Applicable	Not Applicable	Not Applicable	Not Applicable	Not Applicable	Not Applicable	

District/Territory							
American Samoa	Moderate Authority	Minimally Equipped	Minimal Activity	Moderate Authority	Minimally Equipped	Minimal Activity	
District of Columbia	Not Applicable	Not Applicable	Not Applicable	Not Applicable	Not Applicable	Not Applicable	
Guam							
Northern Marianas							
Puerto Rico							
U.S. Virgin Islands	Not Applicable	Not Applicable	Not Applicable	Not Applicable	Not Applicable	Not Applicable	

Records Management Only Programs							
Maryland	Moderate Authority	Moderately Equipped	Minimal Activity	Moderate Authority	Moderately Equipped	Moderate Activity	
Michigan	Not Applicable	Not Applicable	Not Applicable	Not Applicable	Not Applicable	Not Applicable	Other 1 - Electronic Signature Service
Montana	Moderate Authority	Moderately Equipped	Moderate Activity	Moderate Authority	Moderately Equipped	Moderate Activity	
Nebraska	Minimal Authority	Minimally Equipped	Minimal Activity	Minimal Authority	Minimally Equipped	Minimal Activity	
Tennessee	Not Applicable	Not Applicable	Not Applicable	Not Applicable	Not Applicable	Not Applicable	
Wisconsin	Not Applicable	Not Applicable	Not Applicable	Not Applicable	Not Applicable	Not Applicable	

TABLE 12A. Authority, Resources and Activity in Support of Local Government Agencies

State	Program establishes records-related standards/guidelines			Program approves retention and disposition schedules			Program provides consultation and training on records-related practices and procedures			Program provides micrographic or original capture digital imaging services		
	Authority	Resources	Activity	Authority	Resources	Activity	Authority	Resources	Activity	Authority	Resources	Activity
Alabama	Moderate Authority	Moderately Equipped	Moderate Activity	Moderate Authority	Moderately Equipped	Moderate Activity	Moderate Authority	Moderately Equipped	Moderate Activity	Minimal Authority	Minimally Equipped	Not Active
Alaska	Minimal Authority	Fully Equipped	Minimal Activity	No Authority	Moderately Equipped	Minimal Activity	Minimal Authority	Moderately Equipped	Moderate Activity	Minimal Authority	Fully Equipped	Moderate Activity
Arizona	Minimal Authority	Minimally Equipped	Moderate Activity	No Authority	Minimally Equipped	Moderate Activity	Minimal Authority	Minimally Equipped	Moderate Activity	Not Applicable	Not Applicable	Not Applicable
Arkansas	No Authority	Not Applicable	Not Applicable	No Authority	Not Applicable	Not Applicable	Minimal Authority	Minimally Equipped	Minimal Activity	Minimal Authority	Minimally Equipped	Minimal Activity
California												
Colorado	Strong Authority	Minimally Equipped	Minimal Activity	Strong Authority	Minimally Equipped	Moderate Activity	Strong Authority	Minimally Equipped	Moderate Activity	Not Applicable	Not Applicable	Not Applicable
Connecticut	Strong Authority	Moderately Equipped	Moderate Activity	Strong Authority	Moderately Equipped	Minimal Activity	Strong Authority	Moderately Equipped	Moderate Activity	Strong Authority	Not Equipped	Not Active
Delaware												
Florida	Strong Authority	Moderately Equipped	Very Active	Strong Authority	Moderately Equipped	Very Active	Strong Authority	Minimally Equipped	Very Active	Strong Authority	Not Equipped	Not Active
Georgia	Strong Authority	Minimally Equipped	Moderate Activity	Moderate Authority	Minimally Equipped	Moderate Activity	Strong Authority	Minimally Equipped	Moderate Activity	No Authority	Not Applicable	Not Applicable
Hawaii												
Idaho	Moderate Authority	Moderately Equipped	Moderate Activity	Not Applicable	Not Applicable	Not Applicable	Strong Authority	Moderately Equipped	Very Active	Not Applicable	Not Applicable	Not Applicable
Illinois												
Indiana	Strong Authority	Moderately Equipped	Very Active	Strong Authority	Moderately Equipped	Very Active	Strong Authority	Moderately Equipped	Moderate Activity	Strong Authority	Fully Equipped	Very Active
Iowa	No Authority	Not Applicable	Not Applicable	No Authority	Not Applicable	Not Applicable	No Authority	Not Applicable	Not Applicable	No Authority	Not Applicable	Not Applicable
Kansas	Strong Authority	Minimally Equipped	Moderate Activity	Strong Authority	Minimally Equipped	Moderate Activity	Strong Authority	Minimally Equipped	Very Active	Minimal Authority	Not Equipped	Not Active
Kentucky	Strong Authority	Fully Equipped	Minimal Activity	Strong Authority	Fully Equipped	Very Active	Strong Authority	Fully Equipped	Moderate Activity	Strong Authority	Moderately Equipped	Moderate Activity
Louisiana	Strong Authority	Moderately Equipped	Moderate Activity	Strong Authority	Moderately Equipped	Moderate Activity	Strong Authority	Moderately Equipped	Moderate Activity	Strong Authority	Moderately Equipped	Moderate Activity
Maine	Strong Authority	Fully Equipped	Moderate Activity	Strong Authority	Fully Equipped	Moderate Activity	Strong Authority	Fully Equipped	Minimal Activity	Minimal Authority	Moderately Equipped	Not Active
Maryland	Moderate Authority	Minimally Equipped	Minimal Activity	Moderate Authority	Minimally Equipped	Minimal Activity	Moderate Authority	Minimally Equipped	Moderate Activity	Moderate Authority	Minimally Equipped	Minimal Activity
Massachusetts	Strong Authority	Moderately Equipped	Very Active	Strong Authority	Moderately Equipped	Very Active	Strong Authority	Moderately Equipped	Very Active	No Authority	Not Applicable	Not Applicable
Michigan	Strong Authority	Moderately Equipped	Very Active	Strong Authority	Fully Equipped	Moderate Activity	Strong Authority	Minimally Equipped	Very Active	Strong Authority	Minimally Equipped	Moderate Activity
Minnesota	Minimal Authority	Minimally Equipped	Minimal Activity	Strong Authority	Moderately Equipped	Very Active	No Authority	Minimally Equipped	Moderate Activity	No Authority	Not Applicable	Not Applicable
Mississippi	Strong Authority	Fully Equipped	Very Active	Strong Authority	Fully Equipped	Very Active	Strong Authority	Fully Equipped	Very Active	No Authority	Not Applicable	Not Applicable
Missouri	Moderate Authority	Fully Equipped	Moderate Activity	Strong Authority	Fully Equipped	Moderate Activity	Strong Authority	Moderately Equipped	Moderate Activity	Strong Authority	Moderately Equipped	Moderate Activity
Montana	Strong Authority	Minimally Equipped	Very Active	Strong Authority	Minimally Equipped	Very Active	Strong Authority	Moderately Equipped	Very Active	No Authority	Not Applicable	Not Applicable
Nebraska	Strong Authority	Moderately Equipped	Moderate Activity	Strong Authority	Moderately Equipped	Very Active	Moderate Authority	Minimally Equipped	Minimal Activity	Strong Authority	Minimally Equipped	Minimal Activity
Nevada	Moderate Authority	Moderately Equipped	Moderate Activity	Moderate Authority	Moderately Equipped	Moderate Activity	Moderate Authority	Moderately Equipped	Not Active	Minimal Authority	Minimally Equipped	Minimal Activity
New Hampshire												
New Jersey	Moderate Authority	Moderately Equipped	Moderate Activity	Moderate Authority	Not Equipped	Moderate Activity	Moderate Authority	Minimally Equipped	Minimal Activity	No Authority	Not Applicable	Not Applicable
New Mexico												
New York	Strong Authority	Fully Equipped	Very Active	Strong Authority	Fully Equipped	Very Active	Strong Authority	Fully Equipped	Very Active	No Authority	Not Applicable	Not Applicable
North Carolina	Strong Authority	Fully Equipped	Very Active	Strong Authority	Moderately Equipped	Very Active	Strong Authority	Moderately Equipped	Very Active	Strong Authority	Fully Equipped	Moderate Activity
North Dakota	Strong Authority	Fully Equipped	Moderate Activity	Strong Authority	Fully Equipped	Very Active	Strong Authority	Moderately Equipped	Moderate Activity	Strong Authority	Moderately Equipped	Moderate Activity
Ohio	Strong Authority	Moderately Equipped	Moderate Activity	Strong Authority	Moderately Equipped	Very Active	Strong Authority	Moderately Equipped	Moderate Activity	Moderate Authority	Minimally Equipped	Not Active
Oklahoma	No Authority	Not Applicable	Not Applicable	No Authority	Not Applicable	Not Applicable	Strong Authority	Minimally Equipped	Minimal Activity	No Authority	Not Applicable	Not Applicable
Oregon	Strong Authority	Moderately Equipped	Very Active	Strong Authority	Moderately Equipped	Very Active	Strong Authority	Moderately Equipped	Very Active	No Authority	Not Applicable	Not Applicable
Pennsylvania	Strong Authority	Minimally Equipped	Moderate Activity	Strong Authority	Minimally Equipped	Minimal Activity	Strong Authority	Minimally Equipped	Very Active	Minimal Authority	Not Equipped	Not Active
Rhode Island	Strong Authority	Fully Equipped	Very Active	Strong Authority	Fully Equipped	Very Active	Strong Authority	Fully Equipped	Very Active	No Authority	Not Applicable	Not Applicable
South Carolina	Strong Authority	Moderately Equipped	Very Active	Strong Authority	Moderately Equipped	Very Active	Strong Authority	Moderately Equipped	Moderate Activity	Strong Authority	Moderately Equipped	Moderate Activity
South Dakota	Strong Authority	Fully Equipped	Minimal Activity	Strong Authority	Fully Equipped	Very Active	Strong Authority	Fully Equipped	Moderate Activity	Strong Authority	Minimally Equipped	Minimal Activity
Tennessee												
Texas	Strong Authority	Minimally Equipped	Minimal Activity	Strong Authority	Minimally Equipped	Minimal Activity	Strong Authority	Minimally Equipped	Minimal Activity	No Authority	Not Applicable	Not Applicable
Utah	Strong Authority	Moderately Equipped	Moderate Activity	Strong Authority	Moderately Equipped	Moderate Activity	Strong Authority	Moderately Equipped	Moderate Activity	Strong Authority	Moderately Equipped	Moderate Activity

State	Program establishes records-related standards/guidelines			Program approves retention and disposition schedules			Program provides consultation and training on records-related practices and procedures			Program provides micrographic or original capture digital imaging services		
	Authority	Resources	Activity	Authority	Resources	Activity	Authority	Resources	Activity	Authority	Resources	Activity
Vermont	Strong Authority	Moderately Equipped	Very Active	Strong Authority	Moderately Equipped	Very Active	Strong Authority	Moderately Equipped	Very Active	Not Applicable	Not Applicable	Not Applicable
Virginia	Strong Authority	Moderately Equipped	Very Active	Strong Authority	Moderately Equipped	Very Active	Strong Authority	Moderately Equipped	Very Active	Strong Authority	Moderately Equipped	Very Active
Washington	Strong Authority	Fully Equipped	Very Active	Strong Authority	Fully Equipped	Very Active	Strong Authority	Fully Equipped	Very Active	Strong Authority	Fully Equipped	Very Active
West Virginia	Strong Authority	Fully Equipped	Very Active	Moderate Authority	Moderately Equipped	Moderate Activity	Strong Authority	Fully Equipped	Very Active	Strong Authority	Fully Equipped	Very Active
Wisconsin	Moderate Authority	Moderately Equipped	Moderate Activity	No Authority	Not Applicable	Not Applicable	Strong Authority	Moderately Equipped	Very Active	Minimal Authority	Minimally Equipped	Minimal Activity
Wyoming	Moderate Authority	Minimally Equipped	Very Active	Moderate Authority	Minimally Equipped	Very Active	Moderate Authority	Minimally Equipped	Moderate Activity	Moderate Authority	Moderately Equipped	Very Active

District/Territory												
American Samoa	Strong Authority	Minimally Equipped	Moderate Activity	Strong Authority	Minimally Equipped	Moderate Activity	Strong Authority	Minimally Equipped	Moderate Activity	Strong Authority	Not Equipped	Not Active
District of Columbia	Not Applicable	Not Applicable	Not Applicable	Not Applicable	Not Applicable	Not Applicable	Not Applicable	Not Applicable	Not Applicable	Not Applicable	Not Applicable	Not Applicable
Guam												
Northern Marianas												
Puerto Rico	Minimal Authority	Minimally Equipped	Minimal Activity	Strong Authority	Minimally Equipped	Very Active	Minimal Authority	Minimally Equipped	Minimal Activity	Minimal Authority	Minimally Equipped	Minimal Activity
U.S. Virgin Islands	Not Applicable	Not Applicable	Not Applicable	Not Applicable	Not Applicable	Not Applicable	Not Applicable	Not Applicable	Not Applicable	Not Applicable	Not Applicable	Not Applicable

Records Management Only Programs												
Maryland	Strong Authority	Moderately Equipped	Very Active	Strong Authority	Moderately Equipped	Very Active	Strong Authority	Fully Equipped		Not Applicable	Not Equipped	Not Applicable
Michigan	No Authority	Minimally Equipped	Not Active	Moderate Authority	Not Equipped	Minimal Activity	Minimal Authority	Not Equipped	Minimal Activity	Strong Authority	Fully Equipped	Minimal Activity
Montana	Moderate Authority	Moderately Equipped	Moderate Activity	Moderate Authority	Moderately Equipped	Moderate Activity	Moderate Authority	Moderately Equipped	Moderate Activity	Moderate Authority	Moderately Equipped	Moderate Activity
Nebraska	Moderate Authority	Moderately Equipped	Moderate Activity	Moderate Authority	Moderately Equipped	Moderate Activity	Moderate Authority	Moderately Equipped	Moderate Activity	Minimal Authority	Minimally Equipped	Minimal Activity
Tennessee	Not Applicable	Not Applicable	Not Applicable	Not Applicable	Not Applicable	Not Applicable	Not Applicable		Not Applicable	Not Applicable	Not Applicable	Not Applicable
Wisconsin	Strong Authority	Moderately Equipped	Minimal Activity	No Authority	Not Applicable	Not Applicable	Moderate Authority	Moderately Equipped	Moderate Activity	No Authority	Not Applicable	Not Applicable

TABLE 12B. Authority, Resources and Activity in Support of Local Government Agencies

State	Program accessions paper records into the state archives/and or regional repositories			Program accessions born-digital electronic records into the state archives and/or regional repositories			Program accessions other formats (such as audio visual materials) into the state archives and/or regional repositories			Program provides security storage for microfilm and/or electronic media		
	Authority	Resources	Activity	Authority	Resources	Activity	Authority	Resources	Activity	Authority	Resources	Activity
Alabama	Moderate Authority	Not Equipped	Not Active	Moderate Authority	Minimally Equipped	Not Active	Minimal Authority	Not Equipped	Not Active	Minimal Authority	Not Equipped	Not Active
Alaska	Minimal Authority	Minimally Equipped	Not Active	Minimal Authority	Minimally Equipped	Not Active	Minimal Authority	Minimally Equipped	Not Active	Minimal Authority	Fully Equipped	Very Active
Arizona	Minimal Authority	Moderately Equipped	Very Active	Moderate Authority	Minimally Equipped	Minimal Activity	Moderate Authority	Minimally Equipped	Moderate Activity	Strong Authority	Moderately Equipped	Moderate Activity
Arkansas	Minimal Authority	Minimally Equipped	Minimal Activity	Minimal Authority	Minimally Equipped	Minimal Activity	No Authority	Not Applicable	Not Applicable	Minimal Authority	Minimally Equipped	Minimal Activity
California												
Colorado	Strong Authority	Moderately Equipped	Minimal Activity	Moderate Authority	Moderately Equipped	Not Active	Moderate Authority	Moderately Equipped	Not Active	Strong Authority	Moderately Equipped	Minimal Activity
Connecticut	Strong Authority	Moderately Equipped	Moderate Activity	Strong Authority	Not Equipped	Not Active	Strong Authority	Minimally Equipped	Minimal Activity	Strong Authority	Minimally Equipped	Minimal Activity
Delaware												
Florida	Strong Authority	Minimally Equipped	Minimal Activity	Strong Authority	Minimally Equipped	Minimal Activity	Strong Authority	Minimally Equipped	Minimal Activity	Strong Authority	Moderately Equipped	Very Active
Georgia	Moderate Authority	Minimally Equipped	Minimal Activity	Moderate Authority	Minimally Equipped	Minimal Activity	Moderate Authority	Minimally Equipped	Minimal Activity	Strong Authority	Moderately Equipped	Very Active
Hawaii												
Idaho	Strong Authority	Fully Equipped	Moderate Activity	Not Applicable	Not Applicable	Not Applicable	Strong Authority	Minimally Equipped	Minimal Activity	Moderate Authority	Moderately Equipped	Moderate Activity
Illinois												
Indiana	Strong Authority	Minimally Equipped	Very Active	Strong Authority	Minimally Equipped	Minimal Activity	Strong Authority	Minimally Equipped	Moderate Activity	Strong Authority	Minimally Equipped	Moderate Activity
Iowa	No Authority	Not Applicable	Not Applicable	No Authority	Not Applicable	Not Applicable	No Authority	Not Applicable	Not Applicable	No Authority	Not Applicable	Not Applicable
Kansas	Minimal Authority	Not Equipped	Not Active	Minimal Authority	Not Equipped	Not Active	Minimal Authority	Not Equipped	Not Active	Minimal Authority	Not Equipped	Not Active
Kentucky	Moderate Authority	Moderately Equipped	Not Active	Moderate Authority	Moderately Equipped	Minimal Activity	Moderate Authority	Moderately Equipped	Not Active	Strong Authority	Fully Equipped	Very Active
Louisiana	Strong Authority	Moderately Equipped	Minimal Activity	Strong Authority	Moderately Equipped	Minimal Activity	Strong Authority	Moderately Equipped	Minimal Activity	Strong Authority	Moderately Equipped	Minimal Activity
Maine	Moderate Authority	Moderately Equipped	Not Active	Not Applicable	Not Applicable	Not Applicable	Minimal Authority	Moderately Equipped	Not Active	Strong Authority	Moderately Equipped	Not Active
Maryland	Moderate Authority	Minimally Equipped	Minimal Activity	Moderate Authority	Minimally Equipped	Minimal Activity	Moderate Authority	Minimally Equipped	Minimal Activity	Moderate Authority	Not Equipped	Not Applicable
Massachusetts	No Authority	Not Applicable	Not Applicable	No Authority	Not Applicable	Not Applicable	No Authority	Not Applicable	Not Applicable	No Authority	Not Applicable	Not Applicable
Michigan	Strong Authority	Minimally Equipped	Very Active	Strong Authority	Minimally Equipped	Minimal Activity	Strong Authority	Not Equipped	Not Active	Strong Authority	Minimally Equipped	Minimal Activity
Minnesota	Strong Authority	Moderately Equipped	Very Active	Strong Authority	Moderately Equipped	Very Active	Strong Authority	Moderately Equipped	Very Active	No Authority	Not Applicable	Not Applicable
Mississippi	No Authority	Not Applicable	Not Applicable	No Authority	Not Applicable	Not Applicable	No Authority	Not Applicable	Not Applicable	Strong Authority	Fully Equipped	Very Active
Missouri	Moderate Authority	Moderately Equipped	Minimal Activity	Minimal Authority	Minimally Equipped	Not Active	Minimal Authority	Minimally Equipped	Not Active	Strong Authority	Moderately Equipped	Very Active
Montana	Strong Authority	Minimally Equipped	Moderate Activity	Strong Authority	Minimally Equipped	Not Active	Strong Authority	Minimally Equipped	Not Active	No Authority	Not Applicable	Not Applicable
Nebraska	Strong Authority	Moderately Equipped	Very Active	Strong Authority	Minimally Equipped	Moderate Activity	Strong Authority	Moderately Equipped	Minimal Activity	Strong Authority	Moderately Equipped	Very Active
Nevada	Not Applicable	Not Applicable	Not Applicable	Not Applicable	Not Applicable	Not Applicable	Not Applicable	Not Applicable	Not Applicable	Not Applicable	Not Applicable	Not Applicable
New Hampshire												
New Jersey	Strong Authority	Minimally Equipped	Minimal Activity	Strong Authority	Minimally Equipped	Not Active	Moderate Authority	Minimally Equipped	Not Active	No Authority	Not Applicable	Not Applicable
New Mexico												
New York	Strong Authority	Minimally Equipped	Minimal Activity	Strong Authority	Minimally Equipped	Minimal Activity	Strong Authority	Minimally Equipped	Minimal Activity	Strong Authority	Minimally Equipped	Very Active
North Carolina	Strong Authority	Moderately Equipped	Moderate Activity	Strong Authority	Moderately Equipped	Minimal Activity	Strong Authority	Moderately Equipped	Minimal Activity	Strong Authority	Moderately Equipped	Moderate Activity
North Dakota	Strong Authority	Fully Equipped	Very Active	Strong Authority	Fully Equipped	Moderate Activity	No Authority	Not Applicable	Not Applicable	Strong Authority	Fully Equipped	Very Active
Ohio	Strong Authority	Moderately Equipped	Moderate Activity	Strong Authority	Minimally Equipped	Not Active	Strong Authority	Minimally Equipped	Minimal Activity	Moderate Authority	Minimally Equipped	Minimal Activity
Oklahoma	No Authority	Not Applicable	Not Applicable	No Authority	Not Applicable	Not Applicable	No Authority	Not Applicable	Not Applicable	Strong Authority	Minimally Equipped	Minimal Activity
Oregon	Strong Authority	Moderately Equipped	Moderate Activity	Strong Authority	Moderately Equipped	Moderate Activity	Strong Authority	Moderately Equipped	Moderate Activity	Strong Authority	Fully Equipped	Very Active
Pennsylvania	Strong Authority	Minimally Equipped	Not Active	Moderate Authority	Not Equipped	Not Active	Moderate Authority	Minimally Equipped	Not Active	Strong Authority	Fully Equipped	Very Active
Rhode Island	Minimal Authority	Minimally Equipped	Minimal Activity	Minimal Authority	Minimally Equipped	Minimal Activity	Minimal Authority	Minimally Equipped	Minimal Activity	Not Applicable	Not Applicable	Not Applicable
South Carolina	Strong Authority	Moderately Equipped	Moderate Activity	Strong Authority	Moderately Equipped	Moderate Activity	Strong Authority	Moderately Equipped	Minimal Activity	Strong Authority	Moderately Equipped	Moderate Activity
South Dakota	Strong Authority	Fully Equipped	Very Active	Strong Authority	Minimally Equipped	Minimal Activity	Strong Authority	Fully Equipped	Not Active	Strong Authority	Minimally Equipped	Minimal Activity
Tennessee												
Texas	Strong Authority	Minimally Equipped	Minimal Activity	No Authority	Not Applicable	Not Applicable	Strong Authority	Minimally Equipped	Minimal Activity	No Authority	Not Applicable	Not Applicable

State	Program accessions paper records into the state archives/and or regional repositories			Program accessions born-digital electronic records into the state archives and/or regional repositories			Program accessions other formats (such as audio visual materials) into the state archives and/or regional repositories			Program provides security storage for microfilm and/or electronic media		
	Authority	Resources	Activity	Authority	Resources	Activity	Authority	Resources	Activity	Authority	Resources	Activity
Utah	Strong Authority	Fully Equipped	Very Active	Strong Authority	Minimally Equipped	Minimal Activity	Strong Authority	Minimally Equipped	Minimal Activity	Strong Authority	Fully Equipped	Very Active
Vermont	Not Applicable	Not Applicable	Not Applicable	Minimal Authority	Moderately Equipped	Minimal Activity	Not Applicable	Not Applicable	Not Applicable	Minimal Authority	Moderately Equipped	Minimal Activity
Virginia	Strong Authority	Moderately Equipped	Moderate Activity	Strong Authority	Minimally Equipped	Minimal Activity	Strong Authority	Minimally Equipped	Minimal Activity	Strong Authority	Moderately Equipped	Very Active
Washington	Strong Authority	Fully Equipped	Very Active	Strong Authority	Fully Equipped	Very Active	Strong Authority	Fully Equipped	Very Active	Strong Authority	Fully Equipped	Very Active
West Virginia	Strong Authority	Fully Equipped	Very Active	Strong Authority	Minimally Equipped	Not Active	Strong Authority	Moderately Equipped	Not Active	Moderate Authority	Moderately Equipped	Moderate Activity
Wisconsin	Strong Authority	Fully Equipped	Very Active	Strong Authority	Moderately Equipped	Minimal Activity	Strong Authority	Moderately Equipped	Moderate Activity	Moderate Authority	Moderately Equipped	Moderate Activity
Wyoming	Strong Authority	Moderately Equipped	Moderate Activity	Strong Authority	Moderately Equipped	Moderate Activity	Strong Authority	Minimally Equipped	Minimal Activity	Strong Authority	Moderately Equipped	Very Active

District/Territory												
American Samoa	Strong Authority	Moderately Equipped	Very Active	Strong Authority	Minimally Equipped	Not Active	Strong Authority	Not Equipped	Minimal Activity	Strong Authority	Minimally Equipped	Very Active
District of Columbia	Not Applicable	Not Applicable	Not Applicable	Not Applicable	Not Applicable	Not Applicable	Not Applicable	Not Applicable	Not Applicable	Not Applicable	Not Applicable	Not Applicable
Guam												
Northern Marianas												
Puerto Rico	Strong Authority	Minimally Equipped	Moderate Activity	Not Applicable	Not Equipped	Not Active	Moderate Authority	Minimally Equipped	Minimal Activity	Not Applicable	Not Equipped	Not Active
U.S. Virgin Islands	Not Applicable	Not Applicable	Not Applicable	Not Applicable	Not Applicable	Not Applicable	Not Applicable	Not Applicable	Not Applicable	Not Applicable	Not Applicable	Not Applicable

Records Management Only Programs												
Maryland		Not Applicable	Not Applicable	Not Applicable	Not Applicable	Not Applicable	Not Applicable	Not Applicable	Not Applicable	Not Applicable	Not Applicable	Not Applicable
Michigan	No Authority	Not Equipped	Not Active	No Authority	Not Equipped	Not Active	No Authority	Not Applicable	Not Applicable	No Authority	Minimally Equipped	Not Active
Montana	Moderate Authority	Moderately Equipped	Moderate Activity	Moderate Authority	Moderately Equipped	Moderate Activity	Moderate Authority	Moderately Equipped	Moderate Activity	Moderate Authority	Moderately Equipped	Moderate Activity
Nebraska	No Authority	Not Equipped	Not Active	No Authority	Not Equipped	Not Active	No Authority	Not Equipped	Not Active	No Authority	Not Equipped	Not Active
Tennessee	Not Applicable	Not Applicable	Not Applicable	Not Applicable	Not Applicable	Not Applicable	Not Applicable	Not Applicable	Not Applicable	Not Applicable	Not Applicable	Not Applicable
Wisconsin	Strong Authority	Moderately Equipped	Minimal Activity	Strong Authority	Not Equipped	Not Active	Strong Authority	Moderately Equipped	Minimal Activity	Strong Authority	Moderately Equipped	Minimal Activity

TABLE 12C. Authority, Resources and Activity in Support of Local Government Agencies

State	Program provides conservation services			Program provides preservation services			Program provides training to state government officials and employees			Other 1		
	Authority	Resources	Activity	Authority	Resources	Activity	Authority	Resources	Activity	Authority	Resources	Activity
Alabama	Minimal Authority	Minimally Equipped	Not Active	Moderate Authority	Moderately Equipped	Moderate Activity	Moderate Authority	Moderately Equipped	Moderate Activity	Not Applicable	Not Applicable	Not Applicable
Alaska	Minimal Authority	Moderately Equipped	Not Active	No Authority	Moderately Equipped	Not Active	Minimal Authority	Minimally Equipped	Minimal Activity	Not Applicable	Not Applicable	Not Applicable
Arizona	Strong Authority	Moderately Equipped	Moderate Activity	Strong Authority	Moderately Equipped	Moderate Activity	Moderate Authority	Minimally Equipped	Minimal Activity	Strong Authority	Moderately Equipped	Moderate Activity
Arkansas	Minimal Authority	Minimally Equipped	Not Active	Minimal Authority	Minimally Equipped	Minimal Activity	Minimal Authority	Minimally Equipped	Minimal Activity	Not Applicable	Not Applicable	Not Applicable
California												
Colorado	Not Applicable	Not Applicable	Not Applicable	Moderate Authority	Minimally Equipped	Minimal Activity	Moderate Authority	Minimally Equipped	Not Active	Moderate Authority	Minimally Equipped	Minimal Activity
Connecticut	Minimal Authority	Not Equipped	Not Active	Strong Authority	Not Equipped	Minimal Activity	Strong Authority	Moderately Equipped	Minimal Activity	Not Applicable	Not Applicable	Not Applicable
Delaware												
Florida	Strong Authority	Not Equipped	Not Active	Strong Authority	Not Equipped	Not Active	Strong Authority	Minimally Equipped	Very Active	Not Applicable	Not Applicable	Not Applicable
Georgia	Strong Authority	Minimally Equipped	Moderate Activity	Strong Authority	Minimally Equipped	Minimal Activity	Strong Authority	Minimally Equipped	Moderate Activity	Moderate Authority	Minimally Equipped	Not Applicable
Hawaii												
Idaho	Not Applicable	Not Applicable	Not Applicable	Minimal Authority	Minimally Equipped	Minimal Activity	Strong Authority	Moderately Equipped	Moderate Activity	Moderate Authority	Moderately Equipped	Moderate Activity
Illinois												
Indiana	Strong Authority	Moderately Equipped	Moderate Activity	Strong Authority	Moderately Equipped	Moderate Activity	Strong Authority	Moderately Equipped	Minimal Activity	Not Applicable	Not Applicable	Not Applicable
Iowa	No Authority	Not Applicable	Not Applicable	No Authority	Not Applicable	Not Applicable	No Authority	Not Applicable	Not Applicable	Not Applicable	Not Applicable	Not Applicable
Kansas	Minimal Authority	Not Equipped	Not Active	Minimal Authority	Not Equipped	Not Active	Strong Authority	Minimally Equipped	Very Active	Not Applicable	Not Applicable	Not Applicable
Kentucky	Strong Authority	Minimally Equipped	Not Active	Strong Authority	Moderately Equipped	Moderate Activity	Strong Authority	Moderately Equipped	Minimal Activity	Not Applicable	Not Applicable	Not Applicable
Louisiana	Strong Authority	Minimally Equipped	Minimal Activity	Strong Authority	Minimally Equipped	Minimal Activity	Strong Authority	Moderately Equipped	Moderate Activity	Not Applicable	Not Applicable	Not Applicable
Maine	Not Applicable	Not Applicable	Not Applicable	Strong Authority	Moderately Equipped	Minimal Activity	Strong Authority	Fully Equipped	Moderate Activity	Strong Authority	Moderately Equipped	Moderate Activity
Maryland	Moderate Authority	Not Equipped	Not Active	Moderate Authority	Not Equipped	Not Active	No Authority	Not Applicable	Minimal Activity	Not Applicable	Not Applicable	Not Applicable
Massachusetts	No Authority	Not Applicable	Not Applicable	No Authority	Not Applicable	Not Applicable	Strong Authority	Moderately Equipped	Moderate Activity	Not Applicable	Not Applicable	Not Applicable
Michigan	Strong Authority	Not Equipped	Not Active	Strong Authority	Moderately Equipped	Minimal Activity	Strong Authority	Minimally Equipped	Very Active	Not Applicable	Not Applicable	Not Applicable
Minnesota	No Authority	Not Applicable	Not Applicable	No Authority	Not Applicable	Not Applicable	Minimal Authority	Minimally Equipped	Moderate Activity	Not Applicable	Not Applicable	Not Applicable
Mississippi	Minimal Authority	Minimally Equipped	Minimal Activity	Minimal Authority	Minimally Equipped	Minimal Activity	Strong Authority	Fully Equipped	Very Active	Not Applicable	Not Applicable	Not Applicable
Missouri	Strong Authority	Fully Equipped	Moderate Activity	Minimal Authority	Minimally Equipped	Moderate Activity	Moderate Authority	Moderately Equipped	Moderate Activity	Not Applicable	Not Applicable	Not Applicable
Montana	Moderate Authority	Minimally Equipped	Not Active	Moderate Authority	Not Equipped	Not Active	Strong Authority	Minimally Equipped	Moderate Activity	Moderate Authority	Minimally Equipped	Minimal Activity
Nebraska	Not Applicable	Not Applicable	Not Applicable	Not Applicable	Not Applicable	Not Applicable	Moderate Authority	Minimally Equipped	Minimal Activity	Moderate Authority	Minimally Equipped	Minimal Activity
Nevada	Not Applicable	Not Applicable	Not Applicable	Not Applicable	Not Applicable	Not Applicable	Minimal Authority	Moderately Equipped	Minimal Activity	Not Applicable	Not Applicable	Not Applicable
New Hampshire												
New Jersey	No Authority	Not Applicable	Not Applicable	No Authority	Not Applicable	Not Applicable	Moderate Authority	Minimally Equipped	Minimal Activity	Not Applicable	Not Applicable	Not Applicable
New Mexico												
New York	Strong Authority	Minimally Equipped	Minimal Activity	Strong Authority	Minimally Equipped	Minimal Activity	Strong Authority	Fully Equipped	Very Active	Strong Authority	Fully Equipped	Very Active
North Carolina	No Authority	Not Applicable	Not Applicable	Strong Authority	Moderately Equipped	Moderate Activity	Strong Authority	Moderately Equipped	Very Active	Not Applicable	Not Applicable	Not Applicable
North Dakota	No Authority	Not Applicable	Not Applicable	Strong Authority	Moderately Equipped	Moderate Activity	Strong Authority	Moderately Equipped	Moderate Activity	Not Applicable	Not Applicable	Not Applicable
Ohio	Moderate Authority	Minimally Equipped	Not Active	Moderate Authority	Minimally Equipped	Not Active	Moderate Authority	Moderately Equipped	Moderate Activity	Not Applicable	Not Applicable	Not Applicable
Oklahoma	No Authority	Not Applicable	Not Applicable	No Authority	Not Applicable	Not Applicable	Strong Authority	Minimally Equipped	Minimal Activity	Not Applicable	Not Applicable	Not Applicable
Oregon	No Authority	Not Applicable	Not Applicable	No Authority	Not Applicable	Not Applicable	Strong Authority	Moderately Equipped	Very Active	Strong Authority	Moderately Equipped	Very Active
Pennsylvania	Minimal Authority	Not Equipped	Not Active	Minimal Authority	Not Equipped	Not Active	Strong Authority	Moderately Equipped	Moderate Activity	Strong Authority	Minimally Equipped	Minimal Activity
Rhode Island	Not Applicable	Not Applicable	Not Applicable	Not Applicable	Not Applicable	Not Applicable	Strong Authority	Moderately Equipped	Very Active	Not Applicable	Not Applicable	Not Applicable
South Carolina	Strong Authority	Moderately Equipped	Moderate Activity	Strong Authority	Moderately Equipped	Moderate Activity	Strong Authority	Moderately Equipped	Moderate Activity	Not Applicable	Not Applicable	Not Applicable
South Dakota	Minimal Authority	Minimally Equipped	Not Active	Strong Authority	Minimally Equipped	Minimal Activity	Strong Authority	Fully Equipped	Moderate Activity	Not Applicable	Not Applicable	Not Applicable
Tennessee												
Texas	No Authority	Minimally Equipped	Minimal Activity	No Authority	Minimally Equipped	Minimal Activity	Strong Authority	Minimally Equipped	Moderate Activity	Not Applicable	Not Applicable	Not Applicable
Utah	Moderate Authority	Moderately Equipped	Moderate Activity	Minimal Authority	Minimally Equipped	Minimal Activity	Strong Authority	Moderately Equipped	Moderate Activity	Strong Authority	Moderately Equipped	Moderate Activity

State	Program provides conservation services			Program provides preservation services			Program provides training to state government officials and employees			Other 1		
	Authority	Resources	Activity	Authority	Resources	Activity	Authority	Resources	Activity	Authority	Resources	Activity
Vermont	Not Applicable	Not Applicable	Not Applicable	Strong Authority	Moderately Equipped	Very Active	Strong Authority	Moderately Equipped	Very Active	Not Applicable	Not Applicable	Not Applicable
Virginia	Strong Authority	Moderately Equipped	Very Active	Strong Authority	Moderately Equipped	Very Active	Strong Authority	Moderately Equipped	Very Active	Not Applicable	Not Applicable	Not Applicable
Washington	Strong Authority	Not Equipped	Not Active	Strong Authority	Moderately Equipped	Moderate Activity	Strong Authority	Fully Equipped	Very Active	Not Applicable	Not Applicable	Not Applicable
West Virginia	Moderate Authority	Moderately Equipped	Moderate Activity	Strong Authority	Moderately Equipped	Moderate Activity	Strong Authority	Moderately Equipped	Moderate Activity	Not Applicable	Not Applicable	Not Applicable
Wisconsin	Strong Authority	Minimally Equipped	Minimal Activity	Strong Authority	Minimally Equipped	Minimal Activity	Strong Authority	Moderately Equipped	Very Active	Strong Authority	Moderately Equipped	Minimal Activity
Wyoming	No Authority	Not Applicable	Not Applicable	Minimal Authority	Minimally Equipped	Minimal Activity	Moderate Authority	Minimally Equipped	Moderate Activity	Not Applicable	Not Applicable	Not Applicable

District/Territory												
American Samoa	Strong Authority	Minimally Equipped	Very Active	Strong Authority	Minimally Equipped	Very Active	Moderate Authority	Minimally Equipped	Minimal Activity	Strong Authority	Minimally Equipped	Very Active
District of Columbia	Not Applicable	Not Applicable	Not Applicable	Not Applicable	Not Applicable	Not Applicable	Not Applicable	Not Applicable	Not Applicable	Not Applicable	Not Applicable	Not Applicable
Guam												
Northern Marianas												
Puerto Rico	Not Applicable	Not Equipped	Not Active	Not Applicable	Not Equipped	Not Active	Minimal Authority	Minimally Equipped	Minimal Activity			
U.S. Virgin Islands	Not Applicable	Not Applicable	Not Applicable	Not Applicable	Not Applicable	Not Applicable	Not Applicable	Not Applicable	Not Applicable	Not Applicable	Not Applicable	Not Applicable

Records Management Only Programs												
Maryland	Not Applicable	Not Applicable	Not Applicable	Not Applicable	Not Applicable	Not Applicable	Not Applicable	Not Applicable	Not Applicable	Strong Authority	Moderately Equipped	Very Active
Michigan	Not Applicable	Not Applicable	Not Applicable	Not Applicable	Not Applicable	Not Applicable	Minimal Authority	Not Equipped	Minimal Activity	No Authority	Minimally Equipped	Not Active
Montana	Moderate Authority	Moderately Equipped	Moderate Activity	Moderate Authority	Moderately Equipped	Moderate Activity	Moderate Authority	Moderately Equipped	Moderate Activity	Moderate Authority	Moderately Equipped	Moderate Activity
Nebraska	No Authority	Not Equipped	Not Active	No Authority	Not Equipped	Not Active	Minimal Authority	Moderately Equipped	Minimal Activity	Minimal Authority	Minimally Equipped	Minimal Activity
Tennessee	Not Applicable	Not Applicable	Not Applicable	Not Applicable	Not Applicable	Not Applicable	Moderate Authority	Fully Equipped	Very Active	Not Applicable	Not Applicable	Not Applicable
Wisconsin	No Authority	Not Applicable	Not Applicable	No Authority	Not Applicable	Not Applicable	Moderate Authority	Moderately Equipped	Moderate Activity	Not Applicable	Not Applicable	Not Applicable

TABLE 12D. Authority, Resources and Activity in Support of Local Government Agencies

State	Other 2			Other 3			Please describe any “Other” additions you rated.
	Authority	Resources	Activity	Authority	Resources	Activity	
Alabama	Not Applicable	Not Applicable	Not Applicable	Not Applicable	Not Applicable	Not Applicable	
Alaska	Not Applicable	Not Applicable	Not Applicable	Not Applicable	Not Applicable	Not Applicable	
Arizona	Strong Authority	Moderately Equipped	Moderate Activity	Not Applicable	Not Applicable	Not Applicable	
Arkansas	Not Applicable	Not Applicable	Not Applicable	Not Applicable	Not Applicable	Not Applicable	
California							
Colorado	Moderate Authority	Minimally Equipped	Minimal Activity	Moderate Authority	Minimally Equipped	Minimal Activity	
Connecticut	Not Applicable	Not Applicable	Not Applicable	Not Applicable	Not Applicable	Not Applicable	
Delaware							
Florida	Not Applicable	Not Applicable	Not Applicable	Not Applicable	Not Applicable	Not Applicable	
Georgia	Not Applicable	Not Applicable	Not Applicable	Not Applicable	Not Applicable	Not Applicable	
Hawaii							
Idaho	Moderate Authority	Moderately Equipped	Moderate Activity	Moderate Authority	Moderately Equipped	Moderate Activity	
Illinois							
Indiana	Not Applicable	Not Applicable	Not Applicable	Not Applicable	Not Applicable	Not Applicable	
Iowa	Not Applicable	Not Applicable	Not Applicable	Not Applicable	Not Applicable	Not Applicable	
Kansas	Not Applicable	Not Applicable	Not Applicable	Not Applicable	Not Applicable	Not Applicable	
Kentucky	Not Applicable	Not Applicable	Not Applicable	Not Applicable	Not Applicable	Not Applicable	
Louisiana	Not Applicable	Not Applicable	Not Applicable	Not Applicable	Not Applicable	Not Applicable	
Maine	Not Applicable	Not Applicable	Not Applicable	Not Applicable	Not Applicable	Not Applicable	The Maine State Archives provides grants to local government agencies in support of records-related activities.
Maryland	Not Applicable	Not Applicable	Not Applicable	Not Applicable	Not Applicable	Not Applicable	
Massachusetts	Not Applicable	Not Applicable	Not Applicable	Not Applicable	Not Applicable	Not Applicable	
Michigan	Not Applicable	Not Applicable	Not Applicable	Not Applicable	Not Applicable	Not Applicable	
Minnesota	Not Applicable	Not Applicable	Not Applicable	Not Applicable	Not Applicable	Not Applicable	
Mississippi	Not Applicable	Not Applicable	Not Applicable	Not Applicable	Not Applicable	Not Applicable	
Missouri	Not Applicable	Not Applicable	Not Applicable	Not Applicable	Not Applicable	Not Applicable	
Montana	Moderate Authority	Minimally Equipped	Minimal Activity	Moderate Authority	Minimally Equipped	Minimal Activity	
Nebraska	Not Applicable	Not Applicable	Not Applicable	Not Applicable	Not Applicable	Not Applicable	
Nevada	Not Applicable	Not Applicable	Not Applicable	Not Applicable	Not Applicable	Not Applicable	
New Hampshire							
New Jersey	Not Applicable	Not Applicable	Not Applicable	Not Applicable	Not Applicable	Not Applicable	
New Mexico							
New York	Not Applicable	Not Applicable	Not Applicable	Not Applicable	Not Applicable	Not Applicable	
North Carolina	Not Applicable	Not Applicable	Not Applicable	Not Applicable	Not Applicable	Not Applicable	
North Dakota	Not Applicable	Not Applicable	Not Applicable	Not Applicable	Not Applicable	Not Applicable	
Ohio	Not Applicable	Not Applicable	Not Applicable	Not Applicable	Not Applicable	Not Applicable	
Oklahoma	Not Applicable	Not Applicable	Not Applicable	Not Applicable	Not Applicable	Not Applicable	
Oregon	Strong Authority	Moderately Equipped	Very Active	Strong Authority	Moderately Equipped	Very Active	
Pennsylvania	Not Applicable	Not Applicable	Not Applicable	Not Applicable	Not Applicable	Not Applicable	Municipal Authorities
Rhode Island	Not Applicable	Not Applicable	Not Applicable	Not Applicable	Not Applicable	Not Applicable	
South Carolina	Not Applicable	Not Applicable	Not Applicable	Not Applicable	Not Applicable	Not Applicable	
South Dakota	Not Applicable	Not Applicable	Not Applicable	Not Applicable	Not Applicable	Not Applicable	
Tennessee							

State	Other 2			Other 3			Please describe any “Other” additions you rated.
	Authority	Resources	Activity	Authority	Resources	Activity	
Texas	Not Applicable	Not Applicable	Not Applicable	Not Applicable	Not Applicable	Not Applicable	
Utah	Strong Authority	Moderately Equipped	Moderate Activity	Strong Authority	Moderately Equipped	Moderate Activity	
Vermont	Not Applicable	Not Applicable	Not Applicable	Not Applicable	Not Applicable	Not Applicable	
Virginia	Not Applicable	Not Applicable	Not Applicable	Not Applicable	Not Applicable	Not Applicable	
Washington	Not Applicable	Not Applicable	Not Applicable	Not Applicable	Not Applicable	Not Applicable	
West Virginia	Not Applicable	Not Applicable	Not Applicable	Not Applicable	Not Applicable	Not Applicable	
Wisconsin	Not Applicable	Not Equipped	Not Applicable	Not Applicable	Not Applicable	Not Applicable	
Wyoming	Not Applicable	Not Applicable	Not Applicable	Not Applicable	Not Applicable	Not Applicable	

District/Territory							
American Samoa	Strong Authority	Minimally Equipped	Very Active	Strong Authority	Minimally Equipped	Very Active	
District of Columbia	Not Applicable	Not Applicable	Not Applicable	Not Applicable	Not Applicable	Not Applicable	
Guam							
Northern Marianas							
Puerto Rico							
U.S. Virgin Islands	Not Applicable	Not Applicable	Not Applicable	Not Applicable	Not Applicable	Not Applicable	

Records Management Only Programs							
Maryland	Strong Authority	Moderately Equipped	Very Active	Strong Authority	Moderately Equipped	Very Active	
Michigan	Not Applicable	Not Applicable	Not Applicable	Not Applicable	Not Applicable	Not Applicable	Other 1 - Electronic Signature Service
Montana	Moderate Authority	Moderately Equipped	Moderate Activity	Moderate Authority	Moderately Equipped	Moderate Activity	
Nebraska	Minimal Authority	Minimally Equipped	Minimal Activity	Minimal Authority	Minimally Equipped	Minimal Activity	
Tennessee	Not Applicable	Not Applicable	Not Applicable	Not Applicable	Not Applicable	Not Applicable	
Wisconsin	Not Applicable	Not Applicable	Not Applicable	Not Applicable	Not Applicable	Not Applicable	

TABLE 13. Program establishes records-related standards/guidelines: Comparison by jurisdiction

State	Executive			Legislative			Judicial			Local Government		
	Authority	Resources	Activity	Authority	Resources	Activity	Authority	Resources	Activity	Authority	Resources	Activity
Alabama	Strong Authority	Moderately Equipped	Moderate Activity	Moderate Authority	Moderately Equipped	Moderate Activity	Minimal Authority	Minimally Equipped	Not Active	Moderate Authority	Moderately Equipped	Moderate Activity
Alaska	Strong Authority	Moderately Equipped	Minimal Activity	Minimal Authority	Fully Equipped	Minimal Activity	Minimal Authority	Fully Equipped	Minimal Activity	Minimal Authority	Fully Equipped	Minimal Activity
Arizona	Strong Authority	Moderately Equipped	Moderate Activity	Moderate Authority	Moderately Equipped	Moderate Activity	Minimal Authority	Moderately Equipped	Very Active	Minimal Authority	Minimally Equipped	Moderate Activity
Arkansas	No Authority	Not Applicable	Not Applicable	No Authority	Not Applicable	Not Applicable	No Authority	Not Applicable	Not Applicable	No Authority	Not Applicable	Not Applicable
California												
Colorado	Moderate Authority	Minimally Equipped	Minimal Activity	Strong Authority	Moderately Equipped	Minimal Activity	Strong Authority	Minimally Equipped	Minimal Activity	Strong Authority	Minimally Equipped	Minimal Activity
Connecticut	Strong Authority	Minimally Equipped	Moderate Activity	No Authority	Not Equipped	Minimal Activity	No Authority	Not Equipped	Minimal Activity	Strong Authority	Moderately Equipped	Moderate Activity
Delaware												
Florida	Strong Authority	Moderately Equipped	Very Active	Moderate Authority	Moderately Equipped	Moderate Activity	Minimal Authority	Moderately Equipped	Minimal Activity	Strong Authority	Moderately Equipped	Very Active
Georgia	Strong Authority	Minimally Equipped	Moderate Activity	Moderate Authority	Minimally Equipped	Minimal Activity	Moderate Authority	Minimally Equipped	Moderate Activity	Strong Authority	Minimally Equipped	Moderate Activity
Hawaii												
Idaho	Moderate Authority	Moderately Equipped	Very Active	Moderate Authority	Moderately Equipped	Moderate Activity	Moderate Authority	Moderately Equipped	Minimal Activity	Moderate Authority	Moderately Equipped	Moderate Activity
Illinois	Strong Authority	Fully Equipped	Very Active	No Authority	Minimally Equipped	Minimal Activity						
Indiana	Strong Authority	Moderately Equipped	Very Active	Minimal Authority	Moderately Equipped	Minimal Activity	Minimal Authority	Moderately Equipped	Not Active	Strong Authority	Moderately Equipped	Very Active
Iowa	Moderate Authority	Minimally Equipped	Moderate Activity	Moderate Authority	Minimally Equipped	Minimal Activity	No Authority	Not Applicable	Not Applicable	No Authority	Not Applicable	Not Applicable
Kansas	Strong Authority	Minimally Equipped	Moderate Activity	No Authority	Not Applicable	Not Applicable	No Authority	Not Applicable	Not Applicable	Strong Authority	Minimally Equipped	Moderate Activity
Kentucky	Strong Authority	Moderately Equipped	Very Active	Minimal Authority	Moderately Equipped	Minimal Activity	Minimal Authority	Moderately Equipped	Minimal Activity	Strong Authority	Fully Equipped	Minimal Activity
Louisiana	Strong Authority	Moderately Equipped	Moderate Activity	Strong Authority	Moderately Equipped	Minimal Activity	Strong Authority	Moderately Equipped	Minimal Activity	Strong Authority	Moderately Equipped	Moderate Activity
Maine	Strong Authority	Moderately Equipped	Moderate Activity	Moderate Authority	Minimally Equipped	Moderate Activity	No Authority	Moderately Equipped	Minimal Activity	Strong Authority	Fully Equipped	Moderate Activity
Maryland	Moderate Authority	Minimally Equipped	Moderate Activity	Moderate Authority	Minimally Equipped	Minimal Activity	Moderate Authority	Minimally Equipped	Minimal Activity	Moderate Authority	Minimally Equipped	Minimal Activity
Massachusetts	Strong Authority	Moderately Equipped	Very Active	No Authority	Moderately Equipped	Very Active	No Authority	Not Applicable	Not Applicable	Strong Authority	Moderately Equipped	Very Active
Michigan	Strong Authority	Moderately Equipped	Moderate Activity	Strong Authority	Minimally Equipped	Minimal Activity	Strong Authority	Minimally Equipped	Minimal Activity	Strong Authority	Moderately Equipped	Very Active
Minnesota	Minimal Authority	Minimally Equipped	Minimal Activity	Minimal Authority	Minimally Equipped	Minimal Activity	Minimal Authority	Minimally Equipped	Minimal Activity	Minimal Authority	Minimally Equipped	Minimal Activity
Mississippi	Strong Authority	Fully Equipped	Very Active	Strong Authority	Fully Equipped	Very Active	Moderate Authority	Moderately Equipped	Moderate Activity	Strong Authority	Fully Equipped	Very Active
Missouri	Strong Authority	Moderately Equipped	Moderate Activity	Minimal Authority	Moderately Equipped	Moderate Activity	Moderate Authority	Moderately Equipped	Very Active	Moderate Authority	Fully Equipped	Moderate Activity
Montana	Strong Authority	Minimally Equipped	Very Active	Moderate Authority	Moderately Equipped	Moderate Activity	Minimal Authority	Minimally Equipped	Minimal Activity	Strong Authority	Minimally Equipped	Very Active
Nebraska	Strong Authority	Moderately Equipped	Moderate Activity	Strong Authority	Moderately Equipped	Moderate Activity	Strong Authority	Moderately Equipped	Moderate Activity	Strong Authority	Moderately Equipped	Moderate Activity
Nevada	Strong Authority	Minimally Equipped	Very Active	Strong Authority	Minimally Equipped	Very Active	Minimal Authority	Minimally Equipped	Not Active	Moderate Authority	Moderately Equipped	Moderate Activity
New Hampshire	Moderate Authority	Minimally Equipped	Moderate Activity	Moderate Authority	Moderately Equipped	Moderate Activity						
New Jersey	Moderate Authority	Moderately Equipped	Moderate Activity	Moderate Authority	Moderately Equipped	Moderate Activity	Minimal Authority	Not Equipped	Minimal Activity	Moderate Authority	Moderately Equipped	Moderate Activity
New Mexico	Strong Authority	Minimally Equipped	Very Active	Minimal Authority	Minimally Equipped	Moderate Activity						
New York	No Authority	Fully Equipped	Very Active	No Authority	Not Applicable	Not Applicable	No Authority	Minimally Equipped	Minimal Activity	Strong Authority	Fully Equipped	Very Active
North Carolina	Strong Authority	Fully Equipped	Very Active	Moderate Authority	Moderately Equipped	Moderate Activity	Strong Authority	Fully Equipped	Very Active	Strong Authority	Fully Equipped	Very Active
North Dakota	Strong Authority	Fully Equipped	Moderate Activity	No Authority	Not Applicable	Not Applicable	No Authority	Not Applicable	Not Applicable	Strong Authority	Fully Equipped	Moderate Activity
Ohio	Moderate Authority	Minimally Equipped	Minimal Activity	Moderate Authority	Minimally Equipped	Minimal Activity	Moderate Authority	Minimally Equipped	Minimal Activity	Strong Authority	Moderately Equipped	Moderate Activity
Oklahoma	Strong Authority	Moderately Equipped	Moderate Activity	Strong Authority	Moderately Equipped	Moderate Activity	Strong Authority	Minimally Equipped	Minimal Activity	No Authority	Not Applicable	Not Applicable
Oregon	Strong Authority	Moderately Equipped	Very Active	No Authority	Not Applicable	Not Applicable	Minimal Authority	Minimally Equipped	Minimal Activity	Strong Authority	Moderately Equipped	Very Active
Pennsylvania	Strong Authority	Fully Equipped	Very Active	Minimal Authority	Minimally Equipped	Not Applicable	Minimal Authority	Minimally Equipped	Minimal Activity	Strong Authority	Minimally Equipped	Moderate Activity
Rhode Island	Strong Authority	Moderately Equipped	Moderate Activity	Not Applicable	Not Applicable	Not Applicable	No Authority	Not Applicable	Not Applicable	Strong Authority	Fully Equipped	Very Active
South Carolina	Strong Authority	Moderately Equipped	Very Active	Strong Authority	Moderately Equipped	Very Active	Strong Authority	Moderately Equipped	Moderate Activity	Strong Authority	Moderately Equipped	Very Active
South Dakota	Strong Authority	Fully Equipped	Moderate Activity	Strong Authority	Fully Equipped	Minimal Activity	Strong Authority	Fully Equipped	Minimal Activity	Strong Authority	Fully Equipped	Minimal Activity
Tennessee												
Texas	Strong Authority	Fully Equipped	Very Active	Minimal Authority	Moderately Equipped	Moderate Activity	Moderate Authority	Moderately Equipped	Moderate Activity	Strong Authority	Minimally Equipped	Minimal Activity
Utah	Strong Authority	Moderately Equipped	Very Active	Minimal Authority	Moderately Equipped	Minimal Activity	Moderate Authority	Moderately Equipped	Minimal Activity	Strong Authority	Moderately Equipped	Moderate Activity

State	Executive			Legislative			Judicial			Local Government		
	Authority	Resources	Activity	Authority	Resources	Activity	Authority	Resources	Activity	Authority	Resources	Activity
Vermont	Strong Authority	Moderately Equipped	Very Active	Strong Authority	Moderately Equipped	Very Active	Strong Authority	Moderately Equipped	Very Active	Strong Authority	Moderately Equipped	Very Active
Virginia	Strong Authority	Minimally Equipped	Very Active	Strong Authority	Minimally Equipped	Moderate Activity	Strong Authority	Minimally Equipped	Moderate Activity	Strong Authority	Moderately Equipped	Very Active
Washington	Strong Authority	Fully Equipped	Very Active	Moderate Authority	Fully Equipped	Very Active	Minimal Authority	Fully Equipped	Very Active	Strong Authority	Fully Equipped	Very Active
West Virginia	Strong Authority	Not Equipped	Moderate Activity	No Authority	Not Applicable	Not Applicable	No Authority	Not Applicable	Not Applicable	Strong Authority	Fully Equipped	Very Active
Wisconsin	Moderate Authority	Moderately Equipped	Moderate Activity	No Authority	Not Applicable	Not Applicable	No Authority	Not Applicable	Not Applicable	Moderate Authority	Moderately Equipped	Moderate Activity
Wyoming	Moderate Authority	Minimally Equipped	Very Active	Moderate Authority	Minimally Equipped	Moderate Activity	Moderate Authority	Minimally Equipped	Moderate Activity	Moderate Authority	Minimally Equipped	Very Active

District/Territory												
American Samoa	Strong Authority	Minimally Equipped	Moderate Activity	Strong Authority	Minimally Equipped	Moderate Activity	Moderate Authority	Minimally Equipped	Minimal Activity	Strong Authority	Minimally Equipped	Moderate Activity
District of Columbia	Strong Authority	Minimally Equipped	Minimal Activity	Minimal Authority	Not Equipped	Not Active	Minimal Authority	Not Equipped	Not Active	Not Applicable	Not Applicable	Not Applicable
Guam												
Northern Marianas												
Puerto Rico							Moderate Authority	Minimally Equipped	Minimal Activity	Minimal Authority	Minimally Equipped	Minimal Activity
U.S. Virgin Islands	Strong Authority	Minimally Equipped	Not Active	No Authority	Not Equipped	Not Active	Minimal Authority	Not Equipped	Not Active	Not Applicable	Not Applicable	Not Applicable

Records Management Only Programs												
State	Authority	Resources	Activity	Authority	Resources	Activity	Authority	Resources	Activity	Authority	Resources	Activity
Maryland	Moderate Authority	Moderately Equipped	Moderate Activity	Strong Authority	Moderately Equipped	Moderate Activity	Strong Authority	Moderately Equipped	Moderate Activity	Strong Authority	Moderately Equipped	Very Active
Michigan	Moderate Authority	Minimally Equipped	Minimal Activity	No Authority	Minimally Equipped	Minimal Activity	No Authority	Minimally Equipped	Minimal Activity	No Authority	Minimally Equipped	Not Active
Montana	Strong Authority	Moderately Equipped	Moderate Activity	Moderate Authority	Moderately Equipped	Moderate Activity	Moderate Authority	Moderately Equipped	Moderate Activity	Moderate Authority	Moderately Equipped	Moderate Activity
Nebraska	Minimal Authority	Minimally Equipped	Minimal Activity	Minimal Authority		Minimal Activity	Minimal Authority	Minimally Equipped	Minimal Activity	Moderate Authority	Moderately Equipped	Moderate Activity
Tennessee	Moderate Authority	Moderately Equipped	Very Active	Moderate Authority	Fully Equipped	Very Active	Strong Authority	Fully Equipped	Very Active	Not Applicable	Not Applicable	Not Applicable
Wisconsin	Strong Authority	Moderately Equipped	Moderate Activity	Moderate Authority	Moderately Equipped	Moderate Activity	Moderate Authority	Moderately Equipped	Not Active	Strong Authority	Moderately Equipped	Minimal Activity

TABLE 14. Program approves retention and disposition schedules: Comparison by jurisdiction

State	Executive			Legislative			Judicial			Local Government		
	Authority	Resources	Activity	Authority	Resources	Activity	Authority	Resources	Activity	Authority	Resources	Activity
Alabama	Strong Authority	Moderately Equipped	Moderate Activity	Moderate Authority	Moderately Equipped	Moderate Activity	Minimal Authority	Minimally Equipped	Not Active	Moderate Authority	Moderately Equipped	Moderate Activity
Alaska	Strong Authority	Moderately Equipped	Minimal Activity	No Authority	Fully Equipped	Minimal Activity	No Authority	Moderately Equipped	Minimal Activity	No Authority	Moderately Equipped	Minimal Activity
Arizona	Strong Authority	Minimally Equipped	Moderate Activity	Minimal Authority	Minimally Equipped	Moderate Activity	No Authority	Minimally Equipped	Not Active	No Authority	Minimally Equipped	Moderate Activity
Arkansas	No Authority	Not Applicable	Not Applicable	No Authority	Not Applicable	Not Applicable	No Authority	Not Applicable	Not Applicable	No Authority	Not Applicable	Not Applicable
California												
Colorado	Strong Authority	Minimally Equipped	Moderate Activity	Strong Authority	Minimally Equipped	Not Active	Strong Authority	Minimally Equipped	Minimal Activity	Strong Authority	Minimally Equipped	Moderate Activity
Connecticut	Strong Authority	Minimally Equipped	Moderate Activity	No Authority	Not Applicable	Not Applicable	No Authority	Not Applicable	Not Applicable	Strong Authority	Moderately Equipped	Minimal Activity
Delaware												
Florida	Strong Authority	Moderately Equipped	Very Active	Moderate Authority	Moderately Equipped	Moderate Activity	Minimal Authority	Moderately Equipped	Not Active	Strong Authority	Moderately Equipped	Very Active
Georgia	Moderate Authority	Minimally Equipped	Moderate Activity	Moderate Authority	Minimally Equipped	Minimal Activity	Moderate Authority	Minimally Equipped	Moderate Activity	Moderate Authority	Minimally Equipped	Moderate Activity
Hawaii												
Idaho	Minimal Authority	Minimally Equipped	Moderate Activity	Not Applicable	Not Applicable	Not Applicable	Minimal Authority	Minimally Equipped	Minimal Activity	Not Applicable	Not Applicable	Not Applicable
Illinois	Strong Authority	Fully Equipped	Very Active	Minimal Authority	Fully Equipped	Minimal Activity						
Indiana	Strong Authority	Moderately Equipped	Very Active	Minimal Authority	Moderately Equipped	Minimal Activity	Moderate Authority	Moderately Equipped	Not Active	Strong Authority	Moderately Equipped	Very Active
Iowa	Minimal Authority	Minimally Equipped	Minimal Activity	Minimal Authority	Minimally Equipped	Minimal Activity	No Authority	Not Applicable	Not Applicable	No Authority	Not Applicable	Not Applicable
Kansas	Strong Authority	Minimally Equipped	Moderate Activity	No Authority	Not Applicable	Not Applicable	No Authority	Not Applicable	Not Applicable	Strong Authority	Minimally Equipped	Moderate Activity
Kentucky	Strong Authority	Moderately Equipped	Very Active	Strong Authority	Moderately Equipped	Moderate Activity	Strong Authority	Moderately Equipped	Moderate Activity	Strong Authority	Fully Equipped	Very Active
Louisiana	Strong Authority	Moderately Equipped	Moderate Activity	Strong Authority	Minimally Equipped	Minimal Activity	Strong Authority	Moderately Equipped	Moderate Activity	Strong Authority	Moderately Equipped	Moderate Activity
Maine	Strong Authority	Fully Equipped	Very Active	Strong Authority	Moderately Equipped	Moderate Activity	Minimal Authority	Fully Equipped	Minimal Activity	Strong Authority	Fully Equipped	Moderate Activity
Maryland	Strong Authority	Minimally Equipped	Very Active	Moderate Authority	Not Equipped	Not Active	Moderate Authority	Minimally Equipped	Minimal Activity	Moderate Authority	Minimally Equipped	Minimal Activity
Massachusetts	Moderate Authority	Moderately Equipped	Moderate Activity	No Authority	Moderately Equipped	Moderate Activity	No Authority	Not Applicable	Not Applicable	Strong Authority	Moderately Equipped	Very Active
Michigan	Strong Authority	Fully Equipped	Very Active	Strong Authority	Fully Equipped	Very Active	Strong Authority	Fully Equipped	Very Active	Strong Authority	Fully Equipped	Moderate Activity
Minnesota	Strong Authority	Moderately Equipped	Very Active	Strong Authority	Moderately Equipped	Very Active	Strong Authority	Moderately Equipped	Very Active	Strong Authority	Moderately Equipped	Very Active
Mississippi	Strong Authority	Fully Equipped	Very Active	Strong Authority	Fully Equipped	Very Active	Minimal Authority	Minimally Equipped	Minimal Activity	Strong Authority	Fully Equipped	Very Active
Missouri	Strong Authority	Fully Equipped	Moderate Activity	Minimal Authority	Fully Equipped	Moderate Activity	Minimal Authority	Moderately Equipped	Minimal Activity	Strong Authority	Fully Equipped	Moderate Activity
Montana	Strong Authority	Minimally Equipped	Very Active	Moderate Authority	Moderately Equipped	Moderate Activity	Minimal Authority	Minimally Equipped	Minimal Activity	Strong Authority	Minimally Equipped	Very Active
Nebraska	Strong Authority	Moderately Equipped	Moderate Activity	Strong Authority	Moderately Equipped	Very Active	Strong Authority	Moderately Equipped	Very Active	Strong Authority	Moderately Equipped	Very Active
Nevada	Strong Authority	Minimally Equipped	Very Active	Strong Authority	Moderately Equipped	Very Active	Strong Authority	Moderately Equipped	Very Active	Moderate Authority	Moderately Equipped	Moderate Activity
New Hampshire	Moderate Authority	Moderately Equipped	Moderate Activity	No Authority	Not Applicable	Not Applicable						
New Jersey	Moderate Authority	Not Equipped	Moderate Activity	Moderate Authority	Not Equipped	Moderate Activity	Minimal Authority	Not Equipped	Minimal Activity	Moderate Authority	Not Equipped	Moderate Activity
New Mexico	Strong Authority	Minimally Equipped	Very Active	Minimal Authority	Minimally Equipped	Moderate Activity						
New York	Strong Authority	Fully Equipped	Very Active	No Authority	Moderately Equipped	Moderate Activity	Minimal Authority	Moderately Equipped	Moderate Activity	Strong Authority	Fully Equipped	Very Active
North Carolina	Strong Authority	Moderately Equipped	Very Active	Moderate Authority	Moderately Equipped	Moderate Activity	Strong Authority	Moderately Equipped	Very Active	Strong Authority	Moderately Equipped	Very Active
North Dakota	Strong Authority	Fully Equipped	Very Active	No Authority	Not Applicable	Not Applicable	No Authority	Not Applicable	Not Applicable	Strong Authority	Fully Equipped	Very Active
Ohio	Strong Authority	Moderately Equipped	Moderate Activity	Strong Authority	Moderately Equipped	Minimal Activity	Moderate Authority	Moderately Equipped	Minimal Activity	Strong Authority	Moderately Equipped	Very Active
Oklahoma	Strong Authority	Moderately Equipped	Moderate Activity	Strong Authority	Moderately Equipped	Moderate Activity	Strong Authority	Minimally Equipped	Minimal Activity	No Authority	Not Applicable	Not Applicable
Oregon	Strong Authority	Moderately Equipped	Very Active	No Authority	Not Applicable	Not Applicable	No Authority	Not Applicable	Not Applicable	Strong Authority	Moderately Equipped	Very Active
Pennsylvania	Strong Authority	Fully Equipped	Very Active	No Authority	Not Applicable	Not Applicable	Minimal Authority	Minimally Equipped	Minimal Activity	Strong Authority	Minimally Equipped	Minimal Activity
Rhode Island	Strong Authority	Moderately Equipped	Moderate Activity	No Authority	Not Applicable	Not Applicable	No Authority	Not Applicable	Not Applicable	Strong Authority	Fully Equipped	Very Active
South Carolina	Strong Authority	Moderately Equipped	Very Active	Strong Authority	Moderately Equipped	Very Active	Strong Authority	Moderately Equipped	Moderate Activity	Strong Authority	Moderately Equipped	Very Active
South Dakota	Strong Authority	Fully Equipped	Very Active	Strong Authority	Fully Equipped	Not Active	Strong Authority	Fully Equipped	Not Active	Strong Authority	Fully Equipped	Very Active
Tennessee												
Texas	Strong Authority	Fully Equipped	Very Active	Minimal Authority	Moderately Equipped	Moderate Activity	Moderate Authority	Moderately Equipped	Moderate Activity	Strong Authority	Minimally Equipped	Minimal Activity

State	Executive			Legislative			Judicial			Local Government		
	Authority	Resources	Activity	Authority	Resources	Activity	Authority	Resources	Activity	Authority	Resources	Activity
Utah	Strong Authority	Fully Equipped	Very Active	No Authority	Not Applicable	Not Applicable	Strong Authority	Fully Equipped	Very Active	Strong Authority	Moderately Equipped	Moderate Activity
Vermont	Strong Authority	Moderately Equipped	Very Active	Strong Authority	Moderately Equipped	Very Active	Strong Authority	Moderately Equipped	Very Active	Strong Authority	Moderately Equipped	Very Active
Virginia	Strong Authority	Minimally Equipped	Very Active	Strong Authority	Minimally Equipped	Moderate Activity	Strong Authority	Minimally Equipped	Moderate Activity	Strong Authority	Moderately Equipped	Very Active
Washington	Strong Authority	Fully Equipped	Very Active	Strong Authority	Fully Equipped	Very Active	Minimal Authority	Fully Equipped	Very Active	Strong Authority	Fully Equipped	Very Active
West Virginia	Strong Authority	Not Equipped	Moderate Activity	No Authority	Not Applicable	Not Applicable	No Authority	Not Applicable	Not Applicable	Moderate Authority	Moderately Equipped	Moderate Activity
Wisconsin	No Authority	Not Applicable	Not Applicable	No Authority	Not Applicable	Not Applicable	No Authority	Not Applicable	Not Applicable	No Authority	Not Applicable	Not Applicable
Wyoming	Moderate Authority	Minimally Equipped	Very Active	Moderate Authority	Minimally Equipped	Moderate Activity	Moderate Authority	Minimally Equipped	Moderate Activity	Moderate Authority	Minimally Equipped	Very Active

District/Territory												
American Samoa	Strong Authority	Minimally Equipped	Moderate Activity	Strong Authority	Minimally Equipped	Moderate Activity	Moderate Authority	Minimally Equipped	Minimal Activity	Strong Authority	Minimally Equipped	Moderate Activity
District of Columbia	Strong Authority	Minimally Equipped	Moderate Activity	No Authority	Not Applicable	Not Applicable	No Authority	Not Applicable	Not Applicable	Not Applicable	Not Applicable	Not Applicable
Guam												
Northern Marianas												
Puerto Rico							Strong Authority	Moderately Equipped	Very Active	Strong Authority	Minimally Equipped	Very Active
U.S. Virgin Islands	Strong Authority	Not Equipped	Not Active	No Authority	Not Equipped	Not Active	No Authority	Not Equipped	Not Active	Not Applicable	Not Applicable	Not Applicable

Records Management Only Programs												
Maryland	Moderate Authority	Moderately Equipped	Moderate Activity	Strong Authority	Moderately Equipped	Very Active	Strong Authority	Moderately Equipped	Moderate Activity	Strong Authority	Moderately Equipped	Very Active
Michigan	Strong Authority	Moderately Equipped	Moderate Activity	No Authority	Minimally Equipped	Moderate Activity	No Authority	Minimally Equipped	Moderate Activity	Moderate Authority	Not Equipped	Minimal Activity
Montana	Moderate Authority	Moderately Equipped	Moderate Activity	Strong Authority	Moderately Equipped	Moderate Activity	Strong Authority	Moderately Equipped	Moderate Activity	Moderate Authority	Moderately Equipped	Moderate Activity
Nebraska	Strong Authority	Minimally Equipped	Minimal Activity	Moderate Authority	Moderately Equipped	Moderate Activity	Moderate Authority	Moderately Equipped	Moderate Activity	Moderate Authority	Moderately Equipped	Moderate Activity
Tennessee	Strong Authority	Fully Equipped	Very Active	Minimal Authority	Fully Equipped	Very Active	Strong Authority	Fully Equipped	Very Active	Not Applicable	Not Applicable	Not Applicable
Wisconsin	No Authority	Not Applicable	Not Applicable	No Authority	Not Applicable	Not Applicable	No Authority	Not Applicable	Not Applicable	No Authority	Not Applicable	Not Applicable

TABLE 15. Program provides consultation and training on records-related practices and procedures: Comparison by jurisdiction

State	Executive			Legislative			Judicial			Local Government		
	Authority	Resources	Activity	Authority	Resources	Activity	Authority	Resources	Activity	Authority	Resources	Activity
Alabama	Moderate Authority	Moderately Equipped	Moderate Activity	Moderate Authority	Moderately Equipped	Moderate Activity	Moderate Authority	Moderately Equipped	Moderate Activity	Moderate Authority	Moderately Equipped	Moderate Activity
Alaska	Strong Authority	Moderately Equipped	Minimal Activity	Minimal Authority	Moderately Equipped	Minimal Activity	Minimal Authority	Moderately Equipped	Minimal Activity	Minimal Authority	Moderately Equipped	Moderate Activity
Arizona	Strong Authority	Minimally Equipped	Minimal Activity	Minimal Authority	Minimally Equipped	Minimal Activity	Minimal Authority	Minimally Equipped	Minimal Activity	Minimal Authority	Minimally Equipped	Moderate Activity
Arkansas	Minimal Authority	Minimally Equipped	Minimal Activity	Minimal Authority	Minimally Equipped	Minimal Activity	No Authority	Not Applicable	Not Applicable	Minimal Authority	Minimally Equipped	Minimal Activity
California												
Colorado	Strong Authority	Minimally Equipped	Minimal Activity	Strong Authority	Minimally Equipped	Minimal Activity	Strong Authority	Minimally Equipped	Minimal Activity	Strong Authority	Minimally Equipped	Moderate Activity
Connecticut	Strong Authority	Minimally Equipped	Minimal Activity	No Authority	Not Applicable	Not Applicable	No Authority	Not Applicable	Not Applicable	Strong Authority	Moderately Equipped	Moderate Activity
Delaware												
Florida	Strong Authority	Minimally Equipped	Very Active	Moderate Authority	Moderately Equipped	Minimal Activity	Strong Authority	Minimally Equipped	Minimal Activity	Strong Authority	Minimally Equipped	Very Active
Georgia	Strong Authority	Minimally Equipped	Moderate Activity	Strong Authority	Minimally Equipped	Minimal Activity	Strong Authority	Minimally Equipped	Moderate Activity	Strong Authority	Minimally Equipped	Moderate Activity
Hawaii												
Idaho	Minimal Authority	Minimally Equipped	Minimal Activity	Strong Authority	Moderately Equipped	Very Active	Minimal Authority	Moderately Equipped	Minimal Activity	Strong Authority	Moderately Equipped	Very Active
Illinois	Strong Authority	Fully Equipped	Moderate Activity	No Authority	Minimally Equipped	Not Active						
Indiana	Strong Authority	Moderately Equipped	Very Active	Minimal Authority	Moderately Equipped	Minimal Activity	Minimal Authority	Moderately Equipped	Minimal Activity	Strong Authority	Moderately Equipped	Moderate Activity
Iowa	Moderate Authority	Minimally Equipped	Moderate Activity	Minimal Authority	Minimally Equipped	Minimal Activity	No Authority	Not Applicable	Not Applicable	No Authority	Not Applicable	Not Applicable
Kansas	Strong Authority	Minimally Equipped	Very Active	Moderate Authority	Minimally Equipped	Minimal Activity	Minimal Authority	Minimally Equipped	Minimal Activity	Strong Authority	Minimally Equipped	Very Active
Kentucky	Strong Authority	Moderately Equipped	Moderate Activity	Moderate Authority	Minimally Equipped	Moderate Activity	Minimal Authority	Minimally Equipped	Minimal Activity	Strong Authority	Fully Equipped	Moderate Activity
Louisiana	Strong Authority	Moderately Equipped	Moderate Activity	Strong Authority	Moderately Equipped	Minimal Activity	Strong Authority	Moderately Equipped	Moderate Activity	Strong Authority	Moderately Equipped	Moderate Activity
Maine	Strong Authority	Moderately Equipped	Moderate Activity	Strong Authority	Fully Equipped	Moderate Activity	No Authority	Fully Equipped	Not Active	Strong Authority	Fully Equipped	Minimal Activity
Maryland	Moderate Authority	Minimally Equipped	Moderate Activity	Moderate Authority	Not Equipped	Not Active	Moderate Authority	Minimally Equipped	Moderate Activity	Moderate Authority	Minimally Equipped	Moderate Activity
Massachusetts	Strong Authority	Moderately Equipped	Moderate Activity	No Authority	Moderately Equipped	Moderate Activity	No Authority	Not Applicable	Not Applicable	Strong Authority	Moderately Equipped	Very Active
Michigan	Strong Authority	Moderately Equipped	Moderate Activity	Strong Authority	Minimally Equipped	Minimal Activity	Strong Authority	Minimally Equipped	Minimal Activity	Strong Authority	Minimally Equipped	Very Active
Minnesota	No Authority	Minimally Equipped	Minimal Activity	No Authority	Minimally Equipped	Minimal Activity	No Authority	Minimally Equipped	Minimal Activity	No Authority	Minimally Equipped	Moderate Activity
Mississippi	Strong Authority	Fully Equipped	Very Active	Strong Authority	Fully Equipped	Very Active	Moderate Authority	Moderately Equipped	Moderate Activity	Strong Authority	Fully Equipped	Very Active
Missouri	Moderate Authority	Minimally Equipped	Minimal Activity	Minimal Authority	Minimally Equipped	Minimal Activity	No Authority	Moderately Equipped	Minimal Activity	Strong Authority	Moderately Equipped	Moderate Activity
Montana	Moderate Authority	Minimally Equipped	Moderate Activity	Moderate Authority	Moderately Equipped	Moderate Activity	Moderate Authority	Minimally Equipped	Moderate Activity	Strong Authority	Moderately Equipped	Very Active
Nebraska	Moderate Authority	Minimally Equipped	Minimal Activity	Moderate Authority	Minimally Equipped	Minimal Activity	Moderate Authority	Minimally Equipped	Minimal Activity	Moderate Authority	Minimally Equipped	Minimal Activity
Nevada	Moderate Authority	Minimally Equipped	Moderate Activity	Minimal Authority	Minimally Equipped	Not Active	Minimal Authority	Minimally Equipped	Not Active	Moderate Authority	Moderately Equipped	Not Active
New Hampshire	Moderate Authority	Minimally Equipped	Minimal Activity	Minimal Authority	Not Equipped	Not Active						
New Jersey	Moderate Authority	Minimally Equipped	Minimal Activity	Moderate Authority	Minimally Equipped	Minimal Activity	Minimal Authority	Minimally Equipped	Minimal Activity	Moderate Authority	Minimally Equipped	Minimal Activity
New Mexico	Strong Authority	Minimally Equipped	Very Active	Minimal Authority	Minimally Equipped	Moderate Activity						
New York	Strong Authority	Fully Equipped	Very Active	No Authority	Moderately Equipped	Moderate Activity	Minimal Authority	Moderately Equipped	Moderate Activity	Strong Authority	Fully Equipped	Very Active
North Carolina	Strong Authority	Moderately Equipped	Very Active	Moderate Authority	Moderately Equipped	Moderate Activity	Strong Authority	Moderately Equipped	Very Active	Strong Authority	Moderately Equipped	Very Active
North Dakota	Strong Authority	Moderately Equipped	Moderate Activity	No Authority	Not Applicable	Not Applicable	Strong Authority	Moderately Equipped	Minimal Activity	Strong Authority	Moderately Equipped	Moderate Activity
Ohio	Moderate Authority	Minimally Equipped	Minimal Activity	Moderate Authority	Minimally Equipped	Minimal Activity	Moderate Authority	Minimally Equipped	Minimal Activity	Strong Authority	Moderately Equipped	Moderate Activity
Oklahoma	Strong Authority	Moderately Equipped	Moderate Activity	Strong Authority	Moderately Equipped	Moderate Activity	Strong Authority	Minimally Equipped	Minimal Activity	Strong Authority	Minimally Equipped	Minimal Activity
Oregon	Strong Authority	Moderately Equipped	Very Active	No Authority	Not Applicable	Not Applicable	Minimal Authority	Minimally Equipped	Minimal Activity	Strong Authority	Moderately Equipped	Very Active
Pennsylvania	Strong Authority	Fully Equipped	Very Active	Strong Authority	Fully Equipped	Moderate Activity	Minimal Authority	Minimally Equipped	Minimal Activity	Strong Authority	Minimally Equipped	Very Active
Rhode Island	Strong Authority	Moderately Equipped	Moderate Activity	No Authority	Not Applicable	Not Applicable	No Authority	Not Applicable	Not Applicable	Strong Authority	Fully Equipped	Very Active
South Carolina	Strong Authority	Moderately Equipped	Moderate Activity	Strong Authority	Moderately Equipped	Moderate Activity	Strong Authority	Moderately Equipped	Moderate Activity	Strong Authority	Moderately Equipped	Moderate Activity
South Dakota	Strong Authority	Fully Equipped	Very Active	Strong Authority	Fully Equipped	Not Active	Strong Authority	Fully Equipped	Minimal Activity	Strong Authority	Fully Equipped	Moderate Activity
Tennessee												
Texas	Strong Authority	Moderately Equipped	Moderate Activity	Minimal Authority	Moderately Equipped	Moderate Activity	Moderate Authority	Moderately Equipped	Moderate Activity	Strong Authority	Minimally Equipped	Minimal Activity

State	Executive			Legislative			Judicial			Local Government		
	Authority	Resources	Activity	Authority	Resources	Activity	Authority	Resources	Activity	Authority	Resources	Activity
Utah	Strong Authority	Fully Equipped	Very Active	Moderate Authority	Moderately Equipped	Minimal Activity	Strong Authority	Moderately Equipped	Very Active	Strong Authority	Moderately Equipped	Moderate Activity
Vermont	Strong Authority	Moderately Equipped	Very Active	Strong Authority	Moderately Equipped	Very Active	Strong Authority	Moderately Equipped	Very Active	Strong Authority	Moderately Equipped	Very Active
Virginia	Strong Authority	Minimally Equipped	Moderate Activity	Strong Authority	Minimally Equipped	Minimal Activity	Strong Authority	Minimally Equipped	Moderate Activity	Strong Authority	Moderately Equipped	Very Active
Washington	Strong Authority	Fully Equipped	Very Active	Moderate Authority	Fully Equipped	Very Active	Minimal Authority	Fully Equipped	Very Active	Strong Authority	Fully Equipped	Very Active
West Virginia	Moderate Authority	Not Equipped	Minimal Activity	Minimal Authority	Not Equipped	Minimal Activity	No Authority	Not Applicable	Not Applicable	Strong Authority	Fully Equipped	Very Active
Wisconsin	Moderate Authority	Moderately Equipped	Very Active	Minimal Authority	Minimally Equipped	Minimal Activity	Minimal Authority	Minimally Equipped	Not Active	Strong Authority	Moderately Equipped	Very Active
Wyoming	Moderate Authority	Minimally Equipped	Moderate Activity	Moderate Authority	Minimally Equipped	Minimal Activity	Moderate Authority	Minimally Equipped	Minimal Activity	Moderate Authority	Minimally Equipped	Moderate Activity

District/Territory												
American Samoa	Moderate Authority	Minimally Equipped	Moderate Activity	Moderate Authority	Minimally Equipped	Moderate Activity	Moderate Authority	Minimally Equipped	Minimal Activity	Strong Authority	Minimally Equipped	Moderate Activity
District of Columbia	Strong Authority	Minimally Equipped	Minimal Activity	Minimal Authority	Not Equipped	Minimal Activity	Minimal Authority	Not Equipped	Minimal Activity	Not Applicable	Not Applicable	Not Applicable
Guam												
Northern Marianas												
Puerto Rico							Moderate Authority	Minimally Equipped	Moderate Activity	Minimal Authority	Minimally Equipped	Minimal Activity
U.S. Virgin Islands	Strong Authority	Not Equipped	Not Active	Moderate Authority	Not Equipped	Not Active	Moderate Authority	Not Equipped	Not Active	Not Applicable	Not Applicable	Not Applicable

Records Management Only Programs												
Maryland	Strong Authority	Fully Equipped	Very Active	Strong Authority	Fully Equipped	Very Active	Strong Authority	Fully Equipped	Moderate Activity	Strong Authority	Fully Equipped	
Michigan	Moderate Authority	Minimally Equipped	Moderate Activity	No Authority	Minimally Equipped	Minimal Activity	No Authority	Minimally Equipped	Minimal Activity	Minimal Authority	Not Equipped	Minimal Activity
Montana	Strong Authority	Moderately Equipped	Moderate Activity	Moderate Authority	Minimally Equipped	Minimal Activity		Moderately Equipped	Moderate Activity	Moderate Authority	Moderately Equipped	Moderate Activity
Nebraska	Moderate Authority	Minimally Equipped	Minimal Activity	Moderate Authority	Moderately Equipped	Moderate Activity	Moderate Authority	Minimally Equipped	Minimal Activity	Moderate Authority	Moderately Equipped	Moderate Activity
Tennessee	Moderate Authority	Fully Equipped	Very Active	Moderate Authority	Fully Equipped	Very Active	Strong Authority	Fully Equipped	Very Active	Not Applicable	Not Equipped	Not Applicable
Wisconsin	Strong Authority	Moderately Equipped	Moderate Activity	Moderate Authority	Moderately Equipped	Moderate Activity	Moderate Authority	Moderately Equipped	Minimal Activity	Moderate Authority	Moderately Equipped	Moderate Activity

TABLE 16. Program provides micrographic or original capture digital imaging services: Comparison by jurisdiction

State	Executive			Legislative			Judicial			Local Government		
	Authority	Resources	Activity	Authority	Resources	Activity	Authority	Resources	Activity	Authority	Resources	Activity
Alabama	Minimal Authority	Not Applicable	Not Applicable	No Authority	Not Applicable	Not Applicable	Minimal Authority	Not Equipped	Not Active	Minimal Authority	Minimally Equipped	Not Active
Alaska	Strong Authority	Fully Equipped	Very Active	Minimal Authority	Moderately Equipped	Minimal Activity	Minimal Authority	Fully Equipped	Very Active	Minimal Authority	Fully Equipped	Moderate Activity
Arizona	No Authority	Not Applicable	Not Applicable	Strong Authority	Not Equipped	Not Active	No Authority	Not Applicable	Not Applicable	Not Applicable	Not Applicable	Not Applicable
Arkansas	No Authority	Not Applicable	Not Applicable	Minimal Authority	Minimally Equipped	Minimal Activity	No Authority	Not Applicable	Not Applicable	Minimal Authority	Minimally Equipped	Minimal Activity
California												
Colorado	Not Applicable	Not Applicable	Not Applicable	Not Applicable	Not Applicable	Not Applicable	Not Applicable	Not Applicable	Not Applicable	Not Applicable	Not Applicable	Not Applicable
Connecticut	Moderate Authority	Not Equipped	Not Active	No Authority	Not Applicable	Not Applicable	No Authority	Not Applicable	Not Applicable	Strong Authority	Not Equipped	Not Active
Delaware												
Florida	Strong Authority	Not Equipped	Not Active	Moderate Authority	Not Equipped	Not Active	Strong Authority	Not Equipped	Not Active	Strong Authority	Not Equipped	Not Active
Georgia	No Authority	Not Applicable	Not Applicable	No Authority	Not Applicable	Not Applicable	No Authority	Not Applicable	Not Applicable	No Authority	Not Applicable	Not Applicable
Hawaii												
Idaho	No Authority	Not Equipped	Not Active	Not Applicable	Not Applicable	Not Applicable	Not Applicable	Not Applicable	Not Applicable	Not Applicable	Not Applicable	Not Applicable
Illinois	Strong Authority	Fully Equipped	Very Active	No Authority	Fully Equipped	Minimal Activity						
Indiana	Strong Authority	Fully Equipped	Very Active	Minimal Authority	Fully Equipped	Not Active	Minimal Authority	Fully Equipped	Moderate Activity	Strong Authority	Fully Equipped	Very Active
Iowa	No Authority	Not Applicable	Not Applicable	No Authority	Not Applicable	Not Applicable	No Authority	Not Applicable	Not Applicable	No Authority	Not Applicable	Not Applicable
Kansas	Minimal Authority	Not Equipped	Not Active	Minimal Authority	Not Equipped	Not Active	Minimal Authority	Not Equipped	Not Active	Minimal Authority	Not Equipped	Not Active
Kentucky	Strong Authority	Moderately Equipped	Moderate Activity	Minimal Authority	Minimally Equipped	Not Active	Minimal Authority	Moderately Equipped	Not Active	Strong Authority	Moderately Equipped	Moderate Activity
Louisiana	Strong Authority	Moderately Equipped	Moderate Activity	Strong Authority	Moderately Equipped	Minimal Activity	Strong Authority	Moderately Equipped	Minimal Activity	Strong Authority	Moderately Equipped	Moderate Activity
Maine	Strong Authority	Moderately Equipped	Moderate Activity	Strong Authority	Fully Equipped	Minimal Activity	No Authority	Fully Equipped	Not Active	Minimal Authority	Moderately Equipped	Not Active
Maryland	Moderate Authority	Moderately Equipped	Moderate Activity	Moderate Authority	Not Equipped	Not Active	Moderate Authority	Minimally Equipped	Minimal Activity	Moderate Authority	Minimally Equipped	Minimal Activity
Massachusetts	No Authority	Minimally Equipped	Minimal Activity	No Authority	Minimally Equipped	Minimal Activity	No Authority	Not Applicable	Not Applicable	No Authority	Not Applicable	Not Applicable
Michigan	Moderate Authority	Moderately Equipped	Moderate Activity	Strong Authority	Minimally Equipped	Minimal Activity	Strong Authority	Minimally Equipped	Moderate Activity	Strong Authority	Minimally Equipped	Moderate Activity
Minnesota	No Authority	Not Applicable	Not Applicable	No Authority	Not Applicable	Not Applicable	No Authority	Not Applicable	Not Applicable	No Authority	Not Applicable	Not Applicable
Mississippi	No Authority	Not Applicable	Not Applicable	No Authority	Not Applicable	Not Applicable	No Authority	Not Applicable	Not Applicable	No Authority	Not Applicable	Not Applicable
Missouri	Strong Authority	Fully Equipped	Very Active	Minimal Authority	Fully Equipped	Moderate Activity	Moderate Authority	Fully Equipped	Very Active	Strong Authority	Moderately Equipped	Moderate Activity
Montana	No Authority	Not Applicable	Not Applicable	No Authority	Not Applicable	Not Applicable	No Authority	Not Applicable	Not Applicable	No Authority	Not Applicable	Not Applicable
Nebraska	Moderate Authority	Minimally Equipped	Minimal Activity	Strong Authority	Minimally Equipped	Minimal Activity	Moderate Authority	Minimally Equipped	Minimal Activity	Strong Authority	Minimally Equipped	Minimal Activity
Nevada	Strong Authority	Moderately Equipped	Moderate Activity	Moderate Authority	Moderately Equipped	Moderate Activity	Moderate Authority	Moderately Equipped	Moderate Activity	Minimal Authority	Minimally Equipped	Minimal Activity
New Hampshire	Strong Authority	Moderately Equipped	Minimal Activity	Strong Authority	Moderately Equipped	Very Active						
New Jersey	No Authority	Not Applicable	Not Applicable	No Authority	Not Applicable	Not Applicable	No Authority	Not Applicable	Not Applicable	No Authority	Not Applicable	Not Applicable
New Mexico	Minimal Authority	Minimally Equipped	Minimal Activity	Minimal Authority	Minimally Equipped	Minimal Activity						
New York	No Authority	Not Applicable	Not Applicable	No Authority	Not Applicable	Not Applicable	No Authority	Not Applicable	Not Applicable	No Authority	Not Applicable	Not Applicable
North Carolina	Strong Authority	Fully Equipped	Very Active	Moderate Authority	Moderately Equipped	Minimal Activity	Strong Authority	Minimally Equipped	Not Active	Strong Authority	Fully Equipped	Moderate Activity
North Dakota	Strong Authority	Moderately Equipped	Moderate Activity	No Authority	Not Applicable	Not Applicable	No Authority	Not Applicable	Not Applicable	Strong Authority	Moderately Equipped	Moderate Activity
Ohio	Moderate Authority	Minimally Equipped	Not Active	Moderate Authority	Minimally Equipped	Not Active	Moderate Authority	Minimally Equipped	Not Active	Moderate Authority	Minimally Equipped	Not Active
Oklahoma	Strong Authority	Not Equipped	Not Active	Strong Authority	Moderately Equipped	Moderate Activity	Strong Authority	Not Equipped	Not Active	No Authority	Not Applicable	Not Applicable
Oregon	No Authority	Not Applicable	Not Applicable	No Authority	Not Applicable	Not Applicable	No Authority	Not Applicable	Not Applicable	No Authority	Not Applicable	Not Applicable
Pennsylvania	Strong Authority	Fully Equipped	Not Active	No Authority	Not Applicable	Not Applicable	No Authority	Not Applicable	Not Active	Minimal Authority	Not Equipped	Not Active
Rhode Island	No Authority	Not Applicable	Not Applicable	No Authority	Not Applicable	Not Applicable	No Authority	Not Applicable	Not Applicable	No Authority	Not Applicable	Not Applicable
South Carolina	Strong Authority	Moderately Equipped	Moderate Activity	Strong Authority	Moderately Equipped	Minimal Activity	Strong Authority	Moderately Equipped	Minimal Activity	Strong Authority	Moderately Equipped	Moderate Activity
South Dakota	Strong Authority	Minimally Equipped	Moderate Activity	Strong Authority	Minimally Equipped	Not Active	Strong Authority	Minimally Equipped	Not Active	Strong Authority	Minimally Equipped	Minimal Activity
Tennessee												
Texas	No Authority	Not Applicable	Not Applicable	Not Applicable	Not Applicable	Not Applicable	No Authority	Not Applicable	Not Applicable	No Authority	Not Applicable	Not Applicable

State	Executive			Legislative			Judicial			Local Government		
	Authority	Resources	Activity	Authority	Resources	Activity	Authority	Resources	Activity	Authority	Resources	Activity
Utah	Strong Authority	Fully Equipped	Very Active	Minimal Authority	Minimally Equipped	Minimal Activity	Strong Authority	Fully Equipped	Very Active	Strong Authority	Moderately Equipped	Moderate Activity
Vermont	Not Applicable	Not Applicable	Not Applicable	Not Applicable	Not Applicable	Not Applicable	Not Applicable	Not Applicable	Not Applicable	Not Applicable	Not Applicable	Not Applicable
Virginia	Strong Authority	Minimally Equipped	Moderate Activity	No Authority	Not Applicable	Not Applicable	Strong Authority	Minimally Equipped	Minimal Activity	Strong Authority	Moderately Equipped	Very Active
Washington	Strong Authority	Moderately Equipped	Very Active	Strong Authority	Fully Equipped	Minimal Activity	Minimal Authority	Fully Equipped	Minimal Activity	Strong Authority	Fully Equipped	Very Active
West Virginia	Moderate Authority	Not Equipped	Not Active	No Authority	Not Applicable	Not Applicable	No Authority	Not Applicable	Not Applicable	Strong Authority	Fully Equipped	Very Active
Wisconsin	Strong Authority	Minimally Equipped	Minimal Activity	Minimal Authority	Not Applicable	Not Applicable	No Authority	Not Applicable	Not Applicable	Minimal Authority	Minimally Equipped	Minimal Activity
Wyoming	Moderate Authority	Moderately Equipped	Very Active	Moderate Authority	Moderately Equipped	Moderate Activity	Moderate Authority	Moderately Equipped	Minimal Activity	Moderate Authority	Moderately Equipped	Very Active

District/Territory												
American Samoa	Strong Authority	Minimally Equipped	Moderate Activity	Strong Authority	Minimally Equipped	Moderate Activity	Moderate Authority	Minimally Equipped	Minimal Activity	Strong Authority	Not Equipped	Not Active
District of Columbia	No Authority	Not Applicable	Not Applicable	No Authority	Not Applicable	Not Applicable	No Authority	Not Applicable	Not Applicable	Not Applicable	Not Applicable	Not Applicable
Guam												
Northern Marianas												
Puerto Rico							Minimal Authority	Minimally Equipped	Moderate Activity	Minimal Authority	Minimally Equipped	Minimal Activity
U.S. Virgin Islands	Strong Authority	Minimally Equipped	Not Active	Strong Authority	Minimally Equipped	Not Active	Strong Authority	Not Equipped	Not Active	Not Applicable	Not Applicable	Not Applicable

Records Management Only Programs												
Maryland	Moderate Authority		Minimal Activity	Not Applicable	Not Applicable	Not Applicable	Not Applicable	Not Applicable	Not Applicable	Not Applicable	Not Equipped	Not Applicable
Michigan	Strong Authority	Fully Equipped	Very Active	Strong Authority	Fully Equipped	Moderate Activity	Strong Authority	Fully Equipped	Minimal Activity	Strong Authority	Fully Equipped	Minimal Activity
Montana	Strong Authority	Minimally Equipped	Moderate Activity	Strong Authority	Minimally Equipped	Minimal Activity	Moderate Authority	Moderately Equipped	Moderate Activity	Moderate Authority	Moderately Equipped	Moderate Activity
Nebraska	Strong Authority	Minimally Equipped	Minimal Activity	Moderate Authority	Minimally Equipped	Minimal Activity	Minimal Authority	Minimally Equipped	Minimal Activity	Minimal Authority	Minimally Equipped	Minimal Activity
Tennessee	Not Applicable	Not Applicable	Not Applicable	Not Applicable	Not Applicable	Not Applicable	Not Applicable	Not Applicable	Not Applicable	Not Applicable	Not Applicable	Not Applicable
Wisconsin	Not Applicable	Not Applicable	Not Applicable	No Authority	Not Applicable	Not Applicable	No Authority	Not Applicable	Not Applicable	No Authority	Not Applicable	Not Applicable

TABLE 17. Program accessions paper records into the state archives/and or regional repositories: Comparison by jurisdiction

State	Executive			Legislative			Judicial			Local Government		
	Authority	Resources	Activity	Authority	Resources	Activity	Authority	Resources	Activity	Authority	Resources	Activity
Alabama	Moderate Authority	Moderately Equipped	Moderate Activity	Moderate Authority	Moderately Equipped	Moderate Activity	Moderate Authority	Moderately Equipped	Moderate Activity	Moderate Authority	Not Equipped	Not Active
Alaska	Strong Authority	Fully Equipped	Very Active	Minimal Authority	Fully Equipped	Very Active	Minimal Authority	Fully Equipped	Minimal Activity	Minimal Authority	Minimally Equipped	Not Active
Arizona	Strong Authority	Moderately Equipped	Moderate Activity	Strong Authority	Fully Equipped	Very Active	Moderate Authority	Moderately Equipped	Very Active	Minimal Authority	Moderately Equipped	Very Active
Arkansas	Minimal Authority	Minimally Equipped	Minimal Activity	Minimal Authority	Minimally Equipped	Minimal Activity	No Authority	Not Applicable	Not Applicable	Minimal Authority	Minimally Equipped	Minimal Activity
California												
Colorado	Strong Authority	Moderately Equipped	Minimal Activity	Strong Authority	Moderately Equipped	Moderate Activity	Strong Authority	Moderately Equipped	Minimal Activity	Strong Authority	Moderately Equipped	Minimal Activity
Connecticut	Strong Authority	Moderately Equipped	Moderate Activity	No Authority	Minimally Equipped	Minimal Activity	No Authority	Minimally Equipped	Minimal Activity	Strong Authority	Moderately Equipped	Moderate Activity
Delaware												
Florida	Strong Authority	Moderately Equipped	Very Active	Strong Authority	Moderately Equipped	Moderate Activity	Strong Authority	Moderately Equipped	Moderate Activity	Strong Authority	Minimally Equipped	Minimal Activity
Georgia	Strong Authority	Minimally Equipped	Minimal Activity	Strong Authority	Minimally Equipped	Minimal Activity	Strong Authority	Minimally Equipped	Minimal Activity	Moderate Authority	Minimally Equipped	Minimal Activity
Hawaii												
Idaho	Strong Authority	Fully Equipped	Very Active	Strong Authority	Fully Equipped	Moderate Activity	Moderate Authority	Moderately Equipped	Minimal Activity	Strong Authority	Fully Equipped	Moderate Activity
Illinois	Strong Authority	Fully Equipped	Very Active	Moderate Authority	Fully Equipped	Moderate Activity						
Indiana	Strong Authority	Minimally Equipped	Very Active	Minimal Authority	Minimally Equipped	Very Active	Minimal Authority	Minimally Equipped	Very Active	Strong Authority	Minimally Equipped	Very Active
Iowa	Strong Authority	Minimally Equipped	Minimal Activity	Minimal Authority	Minimally Equipped	Minimal Activity	Minimal Authority	Minimally Equipped	Minimal Activity	No Authority	Not Applicable	Not Applicable
Kansas	Strong Authority	Minimally Equipped	Moderate Activity	Moderate Authority	Minimally Equipped	Minimal Activity	Moderate Authority	Minimally Equipped	Minimal Activity	Minimal Authority	Not Equipped	Not Active
Kentucky	Strong Authority	Moderately Equipped	Minimal Activity	Moderate Authority	Moderately Equipped	Minimal Activity	Moderate Authority	Moderately Equipped	Minimal Activity	Moderate Authority	Moderately Equipped	Not Active
Louisiana	Strong Authority	Moderately Equipped	Moderate Activity	Strong Authority	Moderately Equipped	Very Active	Strong Authority	Moderately Equipped	Moderate Activity	Strong Authority	Moderately Equipped	Minimal Activity
Maine	Strong Authority	Minimally Equipped	Minimal Activity	Strong Authority	Moderately Equipped	Minimal Activity	Minimal Authority	Moderately Equipped	Minimal Activity	Moderate Authority	Moderately Equipped	Not Active
Maryland	Moderate Authority	Minimally Equipped	Minimal Activity	Moderate Authority	Minimally Equipped	Minimal Activity	Moderate Authority	Minimally Equipped	Moderate Activity	Moderate Authority	Minimally Equipped	Minimal Activity
Massachusetts	Strong Authority	Moderately Equipped	Very Active	No Authority	Moderately Equipped	Very Active	No Authority	Not Applicable	Not Applicable	No Authority	Not Applicable	Not Applicable
Michigan	Strong Authority	Moderately Equipped	Very Active	Strong Authority	Moderately Equipped	Moderate Activity	Strong Authority	Moderately Equipped	Moderate Activity	Strong Authority	Minimally Equipped	Very Active
Minnesota	Strong Authority	Moderately Equipped	Very Active	Strong Authority	Moderately Equipped	Very Active	Strong Authority	Moderately Equipped	Very Active	Strong Authority	Moderately Equipped	Very Active
Mississippi	Strong Authority	Fully Equipped	Very Active	Strong Authority	Fully Equipped	Very Active	Strong Authority	Fully Equipped	Very Active	No Authority	Not Applicable	Not Applicable
Missouri	Strong Authority	Moderately Equipped	Moderate Activity	Minimal Authority	Moderately Equipped	Moderate Activity	Minimal Authority	Moderately Equipped	Moderate Activity	Moderate Authority	Moderately Equipped	Minimal Activity
Montana	Strong Authority	Moderately Equipped	Very Active	Moderate Authority	Moderately Equipped	Very Active	Moderate Authority	Moderately Equipped	Moderate Activity	Strong Authority	Minimally Equipped	Moderate Activity
Nebraska	Strong Authority	Moderately Equipped	Very Active	Strong Authority	Moderately Equipped	Very Active	Strong Authority	Moderately Equipped	Moderate Activity	Strong Authority	Moderately Equipped	Very Active
Nevada	Strong Authority	Moderately Equipped	Moderate Activity	Strong Authority	Minimally Equipped	Moderate Activity	Strong Authority	Moderately Equipped	Moderate Activity	Not Applicable	Not Applicable	Not Applicable
New Hampshire	Strong Authority	Minimally Equipped	Moderate Activity	Strong Authority	Moderately Equipped	Moderate Activity						
New Jersey	Strong Authority	Moderately Equipped	Very Active	Strong Authority	Moderately Equipped	Very Active	Strong Authority	Moderately Equipped	Very Active	Strong Authority	Minimally Equipped	Minimal Activity
New Mexico	Strong Authority	Minimally Equipped	Very Active	Moderate Authority	Minimally Equipped	Moderate Activity						
New York	Strong Authority	Fully Equipped	Very Active	Strong Authority	Minimally Equipped	Minimal Activity	Strong Authority	Fully Equipped	Very Active	Strong Authority	Minimally Equipped	Minimal Activity
North Carolina	Strong Authority	Moderately Equipped	Very Active	Moderate Authority	Moderately Equipped	Moderate Activity	Strong Authority	Moderately Equipped	Very Active	Strong Authority	Moderately Equipped	Moderate Activity
North Dakota	Strong Authority	Fully Equipped	Very Active	No Authority	Fully Equipped	Very Active	Strong Authority	Fully Equipped	Very Active	Strong Authority	Fully Equipped	Very Active
Ohio	Strong Authority	Moderately Equipped	Moderate Activity	Strong Authority	Moderately Equipped	Moderate Activity	Strong Authority	Moderately Equipped	Moderate Activity	Strong Authority	Moderately Equipped	Moderate Activity
Oklahoma	Strong Authority	Minimally Equipped	Moderate Activity	Strong Authority	Minimally Equipped	Minimal Activity	Strong Authority	Minimally Equipped	Minimal Activity	No Authority	Not Applicable	Not Applicable
Oregon	Strong Authority	Fully Equipped	Very Active	No Authority	Not Applicable	Not Applicable	Strong Authority	Fully Equipped	Very Active	Strong Authority	Moderately Equipped	Moderate Activity
Pennsylvania	Strong Authority	Fully Equipped	Very Active	Moderate Authority	Minimally Equipped	Minimal Activity	Moderate Authority	Minimally Equipped	Minimal Activity	Strong Authority	Minimally Equipped	Not Active
Rhode Island	Strong Authority	Moderately Equipped	Moderate Activity	No Authority	Not Applicable	Not Applicable	No Authority	Not Applicable	Not Applicable	Minimal Authority	Minimally Equipped	Minimal Activity
South Carolina	Strong Authority	Moderately Equipped	Very Active	Strong Authority	Moderately Equipped	Moderate Activity	Strong Authority	Moderately Equipped	Moderate Activity	Strong Authority	Moderately Equipped	Moderate Activity
South Dakota	Strong Authority	Fully Equipped	Very Active	Strong Authority	Fully Equipped	Not Active	Strong Authority	Fully Equipped	Minimal Activity	Strong Authority	Fully Equipped	Very Active
Tennessee												
Texas	Strong Authority	Moderately Equipped	Very Active	Minimal Authority	Minimally Equipped	Minimal Activity	Strong Authority	Moderately Equipped	Very Active	Strong Authority	Minimally Equipped	Minimal Activity
Utah	Strong Authority	Fully Equipped	Very Active	Moderate Authority	Fully Equipped	Moderate Activity	Strong Authority	Fully Equipped	Very Active	Strong Authority	Fully Equipped	Very Active

State	Executive			Legislative			Judicial			Local Government		
	Authority	Resources	Activity	Authority	Resources	Activity	Authority	Resources	Activity	Authority	Resources	Activity
Vermont	Strong Authority	Moderately Equipped	Very Active	Strong Authority	Moderately Equipped	Very Active	Strong Authority	Moderately Equipped	Very Active	Not Applicable	Not Applicable	Not Applicable
Virginia	Strong Authority	Moderately Equipped	Very Active	Strong Authority	Minimally Equipped	Moderate Activity	Strong Authority	Minimally Equipped	Moderate Activity	Strong Authority	Moderately Equipped	Moderate Activity
Washington	Strong Authority	Moderately Equipped	Very Active	Moderate Authority	Moderately Equipped	Very Active	Minimal Authority	Moderately Equipped	Very Active	Strong Authority	Fully Equipped	Very Active
West Virginia	Strong Authority	Moderately Equipped	Moderate Activity	Minimal Authority	Not Equipped	Moderate Activity	Strong Authority	Not Equipped	Minimal Activity	Strong Authority	Fully Equipped	Very Active
Wisconsin	Strong Authority	Fully Equipped	Very Active	Strong Authority	Moderately Equipped	Minimal Activity	Strong Authority	Moderately Equipped	Minimal Activity	Strong Authority	Fully Equipped	Very Active
Wyoming	Strong Authority	Moderately Equipped	Very Active	Moderate Authority	Moderately Equipped	Minimal Activity	Moderate Authority	Moderately Equipped	Minimal Activity	Strong Authority	Moderately Equipped	Moderate Activity

District/Territory												
American Samoa	Strong Authority	Moderately Equipped	Very Active	Strong Authority	Moderately Equipped	Very Active	Moderate Authority	Minimally Equipped	Not Active	Strong Authority	Moderately Equipped	Very Active
District of Columbia	Strong Authority	Minimally Equipped	Moderate Activity	Strong Authority	Minimally Equipped	Minimal Activity	Strong Authority	Minimally Equipped	Minimal Activity	Not Applicable	Not Applicable	Not Applicable
Guam												
Northern Marianas												
Puerto Rico							Strong Authority	Minimally Equipped	Minimal Activity	Strong Authority	Minimally Equipped	Moderate Activity
U.S. Virgin Islands	Strong Authority	Not Equipped	Not Active	No Authority	Not Equipped	Not Active	No Authority	Not Equipped	Not Active	Not Applicable	Not Applicable	Not Applicable

Records Management Only Programs												
Maryland	Moderate Authority	Moderately Equipped	Very Active	Moderate Authority	Fully Equipped	Very Active	Moderate Authority	Fully Equipped	Very Active	Not Applicable	Not Applicable	Not Applicable
Michigan	Strong Authority	Fully Equipped	Very Active	No Authority	Fully Equipped	Minimal Activity	No Authority	Fully Equipped	Very Active	No Authority	Not Equipped	Not Active
Montana	Strong Authority	Moderately Equipped	Moderate Activity	Moderate Authority	Moderately Equipped	Moderate Activity	Moderate Authority	Moderately Equipped	Moderate Activity	Moderate Authority	Moderately Equipped	Moderate Activity
Nebraska	Moderate Authority	Moderately Equipped	Moderate Activity	Moderate Authority	Moderately Equipped	Moderate Activity	Minimal Authority	Moderately Equipped	Moderate Activity	No Authority	Not Equipped	Not Active
Tennessee	Strong Authority	Fully Equipped	Very Active	Strong Authority	Fully Equipped	Very Active	Strong Authority	Fully Equipped	Very Active	Not Applicable	Not Applicable	Not Applicable
Wisconsin	Strong Authority	Fully Equipped	Very Active	Strong Authority	Fully Equipped	Minimal Activity	Strong Authority	Moderately Equipped	Minimal Activity	Strong Authority	Moderately Equipped	Minimal Activity

TABLE 18. Program accessions born-digital electronic records into the state archives and/or regional repositories: Comparison by jurisdiction

State	Executive			Legislative			Judicial			Local Government		
	Authority	Resources	Activity	Authority	Resources	Activity	Authority	Resources	Activity	Authority	Resources	Activity
Alabama	Moderate Authority	Moderately Equipped	Moderate Activity	Moderate Authority	Moderately Equipped	Moderate Activity	Moderate Authority	Moderately Equipped	Not Active	Moderate Authority	Minimally Equipped	Not Active
Alaska	Strong Authority	Moderately Equipped	Minimal Activity	Minimal Authority	Moderately Equipped	Not Active	Minimal Authority	Fully Equipped	Minimal Activity	Minimal Authority	Minimally Equipped	Not Active
Arizona	Strong Authority	Minimally Equipped	Minimal Activity	Strong Authority	Minimally Equipped	Moderate Activity	Moderate Authority	Moderately Equipped	Moderate Activity	Moderate Authority	Minimally Equipped	Minimal Activity
Arkansas	No Authority	Not Applicable	Not Applicable	Minimal Authority	Minimally Equipped	Minimal Activity	No Authority	Not Applicable	Not Applicable	Minimal Authority	Minimally Equipped	Minimal Activity
California												
Colorado	Moderate Authority	Moderately Equipped	Minimal Activity	Strong Authority	Moderately Equipped	Moderate Activity	Moderate Authority	Moderately Equipped	Not Active	Moderate Authority	Moderately Equipped	Not Active
Connecticut	Strong Authority	Moderately Equipped	Minimal Activity	No Authority	Moderately Equipped	Minimal Activity	No Authority	Not Applicable	Not Applicable	Strong Authority	Not Equipped	Not Active
Delaware												
Florida	Strong Authority	Minimally Equipped	Moderate Activity	Strong Authority	Minimally Equipped	Moderate Activity	Strong Authority	Minimally Equipped	Minimal Activity	Strong Authority	Minimally Equipped	Minimal Activity
Georgia	Strong Authority	Minimally Equipped	Minimal Activity	Strong Authority	Minimally Equipped	Minimal Activity	Strong Authority	Minimally Equipped	Minimal Activity	Moderate Authority	Minimally Equipped	Minimal Activity
Hawaii												
Idaho	Strong Authority	Not Equipped	Not Active	Not Applicable	Not Applicable	Not Applicable	Strong Authority	Not Equipped	Not Active	Not Applicable	Not Applicable	Not Applicable
Illinois	Strong Authority	Minimally Equipped	Minimal Activity	Minimal Authority	Minimally Equipped	Not Active						
Indiana	Strong Authority	Minimally Equipped	Moderate Activity	Minimal Authority	Minimally Equipped	Very Active	Minimal Authority	Minimally Equipped	Very Active	Strong Authority	Minimally Equipped	Minimal Activity
Iowa	Minimal Authority	Minimally Equipped	Minimal Activity	No Authority	Not Applicable	Not Applicable	No Authority	Not Applicable	Not Applicable	No Authority	Not Applicable	Not Applicable
Kansas	Strong Authority	Minimally Equipped	Minimal Activity	Moderate Authority	Minimally Equipped	Minimal Activity	Moderate Authority	Minimally Equipped	Minimal Activity	Minimal Authority	Not Equipped	Not Active
Kentucky	Strong Authority	Moderately Equipped	Moderate Activity	Moderate Authority	Moderately Equipped	Moderate Activity	Moderate Authority	Moderately Equipped	Minimal Activity	Moderate Authority	Moderately Equipped	Minimal Activity
Louisiana	Strong Authority	Moderately Equipped	Minimal Activity	Strong Authority	Moderately Equipped	Minimal Activity	Strong Authority	Moderately Equipped	Minimal Activity	Strong Authority	Moderately Equipped	Minimal Activity
Maine	Strong Authority	Minimally Equipped	Minimal Activity	Strong Authority	Minimally Equipped	Not Active	Not Applicable	Not Applicable	Not Applicable	Not Applicable	Not Applicable	Not Applicable
Maryland	Moderate Authority	Minimally Equipped	Moderate Activity	Moderate Authority	Not Equipped	Not Active	Moderate Authority	Minimally Equipped	Moderate Activity	Moderate Authority	Minimally Equipped	Minimal Activity
Massachusetts	Strong Authority	Moderately Equipped	Minimal Activity	No Authority	Moderately Equipped	Minimal Activity	No Authority	Not Applicable	Not Applicable	No Authority	Not Applicable	Not Applicable
Michigan	Strong Authority	Moderately Equipped	Moderate Activity	Strong Authority	Moderately Equipped	Moderate Activity	Strong Authority	Moderately Equipped	Moderate Activity	Strong Authority	Minimally Equipped	Minimal Activity
Minnesota	Strong Authority	Moderately Equipped	Very Active	Strong Authority	Moderately Equipped	Very Active	Strong Authority	Moderately Equipped	Very Active	Strong Authority	Moderately Equipped	Very Active
Mississippi	Strong Authority	Fully Equipped	Very Active	Strong Authority	Fully Equipped	Very Active	Strong Authority	Fully Equipped	Very Active	No Authority	Not Applicable	Not Applicable
Missouri	Strong Authority	Minimally Equipped	Minimal Activity	Minimal Authority	Minimally Equipped	Minimal Activity	Minimal Authority	Minimally Equipped	Not Active	Minimal Authority	Minimally Equipped	Not Active
Montana	Strong Authority	Moderately Equipped	Moderate Activity	Moderate Authority	Moderately Equipped	Moderate Activity	Moderate Authority	Moderately Equipped	Minimal Activity	Strong Authority	Minimally Equipped	Not Active
Nebraska	Strong Authority	Moderately Equipped	Moderate Activity	Moderate Authority	Minimally Equipped	Minimal Activity	Strong Authority	Minimally Equipped	Minimal Activity	Strong Authority	Minimally Equipped	Moderate Activity
Nevada	Strong Authority	Not Equipped	Minimal Activity	Strong Authority	Minimally Equipped	Minimal Activity	Strong Authority	Minimally Equipped	Minimal Activity	Not Applicable	Not Applicable	Not Applicable
New Hampshire	Moderate Authority	Minimally Equipped	Not Active	No Authority	Not Applicable	Not Applicable						
New Jersey	Strong Authority	Minimally Equipped	Minimal Activity	Strong Authority	Minimally Equipped	Not Active	Strong Authority	Minimally Equipped	Not Active	Strong Authority	Minimally Equipped	Not Active
New Mexico	Strong Authority	Minimally Equipped	Very Active	Minimal Authority	Minimally Equipped	Minimal Activity						
New York	Strong Authority	Fully Equipped	Very Active	Strong Authority	Minimally Equipped	Minimal Activity	Strong Authority	Fully Equipped	Very Active	Strong Authority	Minimally Equipped	Minimal Activity
North Carolina	Strong Authority	Moderately Equipped	Very Active	Moderate Authority	Moderately Equipped	Minimal Activity	Strong Authority	Minimally Equipped	Not Active	Strong Authority	Moderately Equipped	Minimal Activity
North Dakota	Strong Authority	Fully Equipped	Very Active	No Authority	Not Applicable	Not Applicable	Strong Authority	Not Equipped	Minimal Activity	Strong Authority	Fully Equipped	Moderate Activity
Ohio	Strong Authority	Moderately Equipped	Moderate Activity	Strong Authority	Moderately Equipped	Moderate Activity	Strong Authority	Minimally Equipped	Not Active	Strong Authority	Minimally Equipped	Not Active
Oklahoma	Strong Authority	Not Equipped	Minimal Activity	Strong Authority	Not Equipped	Not Active	Strong Authority	Minimally Equipped	Not Active	No Authority	Not Applicable	Not Applicable
Oregon	Strong Authority	Moderately Equipped	Moderate Activity	No Authority	Not Applicable	Not Applicable	No Authority	Not Applicable	Not Applicable	Strong Authority	Moderately Equipped	Moderate Activity
Pennsylvania	Strong Authority	Moderately Equipped	Moderate Activity	Moderate Authority	Minimally Equipped	Minimal Activity	Minimal Authority	Not Equipped	Not Active	Moderate Authority	Not Equipped	Not Active
Rhode Island	Strong Authority	Moderately Equipped	Minimal Activity	No Authority	Not Applicable	Not Applicable	No Authority	Not Applicable	Not Applicable	Minimal Authority	Minimally Equipped	Minimal Activity
South Carolina	Strong Authority	Moderately Equipped	Moderate Activity	Strong Authority	Moderately Equipped	Minimal Activity	Strong Authority	Moderately Equipped	Minimal Activity	Strong Authority	Moderately Equipped	Moderate Activity
South Dakota	Strong Authority	Minimally Equipped	Very Active	Strong Authority	Minimally Equipped	Not Active	Strong Authority	Minimally Equipped	Not Active	Strong Authority	Minimally Equipped	Minimal Activity
Tennessee												
Texas	Strong Authority	Fully Equipped	Very Active	Minimal Authority	Fully Equipped	Minimal Activity	Strong Authority	Fully Equipped	Minimal Activity	No Authority	Not Applicable	Not Applicable
Utah	Strong Authority	Minimally Equipped	Moderate Activity	Minimal Authority	Minimally Equipped	Minimal Activity	Strong Authority	Minimally Equipped	Minimal Activity	Strong Authority	Minimally Equipped	Minimal Activity

State	Executive			Legislative			Judicial			Local Government		
	Authority	Resources	Activity	Authority	Resources	Activity	Authority	Resources	Activity	Authority	Resources	Activity
Vermont	Strong Authority	Moderately Equipped	Very Active	Strong Authority	Moderately Equipped	Very Active	Strong Authority	Moderately Equipped	Very Active	Minimal Authority	Moderately Equipped	Minimal Activity
Virginia	Strong Authority	Moderately Equipped	Very Active	Strong Authority	Minimally Equipped	Moderate Activity	Strong Authority	Minimally Equipped	Minimal Activity	Strong Authority	Minimally Equipped	Minimal Activity
Washington	Strong Authority	Moderately Equipped	Very Active	Moderate Authority	Moderately Equipped	Moderate Activity	Minimal Authority	Moderately Equipped	Very Active	Strong Authority	Fully Equipped	Very Active
West Virginia	Strong Authority	Minimally Equipped	Moderate Activity	Minimal Authority	Not Equipped	Not Active	No Authority	Not Applicable	Not Applicable	Strong Authority	Minimally Equipped	Not Active
Wisconsin	Strong Authority	Minimally Equipped	Minimal Activity	Strong Authority	Minimally Equipped	Minimal Activity	Strong Authority	Minimally Equipped	Not Active	Strong Authority	Moderately Equipped	Minimal Activity
Wyoming	Strong Authority	Moderately Equipped	Moderate Activity	Moderate Authority	Moderately Equipped	Moderate Activity	Moderate Authority	Moderately Equipped	Minimal Activity	Strong Authority	Moderately Equipped	Moderate Activity

District/Territory												
American Samoa	Strong Authority	Minimally Equipped	Minimal Activity	Strong Authority	Minimally Equipped	Minimal Activity	Moderate Authority	Not Equipped	Not Active	Strong Authority	Minimally Equipped	Not Active
District of Columbia	Strong Authority	Minimally Equipped	Not Active	Strong Authority	Not Equipped	Not Active	Strong Authority	Not Equipped	Not Active	Not Applicable	Not Applicable	Not Applicable
Guam												
Northern Marianas												
Puerto Rico							Not Applicable	Not Equipped	Not Active	Not Applicable	Not Equipped	Not Active
U.S. Virgin Islands	Strong Authority	Not Equipped	Not Active	No Authority	Not Equipped	Not Active	No Authority	Not Equipped	Not Active	Not Applicable	Not Applicable	Not Applicable

Records Management Only Programs												
Maryland	Minimal Authority	Minimally Equipped	Minimal Activity	Minimal Authority	Minimally Equipped	Minimal Activity	Moderate Authority	Minimally Equipped	Minimal Activity	Not Applicable	Not Applicable	Not Applicable
Michigan	Moderate Authority	Moderately Equipped	Very Active	No Authority	Moderately Equipped	Moderate Activity	No Authority	Moderately Equipped	Not Active	No Authority	Not Equipped	Not Active
Montana	Strong Authority	Moderately Equipped	Moderate Activity	Moderate Authority	Minimally Equipped	Minimal Activity	Moderate Authority	Moderately Equipped	Moderate Activity	Moderate Authority	Moderately Equipped	Moderate Activity
Nebraska	No Authority	Not Equipped	Not Active	No Authority	Not Equipped	Not Active	No Authority	Not Equipped	Not Active	No Authority	Not Equipped	Not Active
Tennessee	Not Applicable	Not Applicable	Not Applicable	Not Applicable	Not Applicable	Not Applicable	Not Applicable	Not Applicable	Not Applicable	Not Applicable	Not Applicable	Not Applicable
Wisconsin	Not Applicable	Not Applicable	Not Applicable	Strong Authority	Not Equipped	Not Active	Strong Authority	Not Equipped	Not Applicable	Strong Authority	Not Equipped	Not Active

TABLE 19. Program accessions other formats (such as audio-visual materials) into the state archives and/or regional repositories: Comparison by jurisdiction

State	Executive			Legislative			Judicial			Local Government		
	Authority	Resources	Activity	Authority	Resources	Activity	Authority	Resources	Activity	Authority	Resources	Activity
Alabama	Strong Authority	Minimally Equipped	Minimal Activity	Moderate Authority	Minimally Equipped	Minimal Activity	Moderate Authority	Minimally Equipped	Not Active	Minimal Authority	Not Equipped	Not Active
Alaska	Strong Authority	Fully Equipped	Very Active	Minimal Authority	Moderately Equipped	Not Active	Minimal Authority	Moderately Equipped	Minimal Activity	Minimal Authority	Minimally Equipped	Not Active
Arizona	Strong Authority	Minimally Equipped	Minimal Activity	Strong Authority	Minimally Equipped	Moderate Activity	Strong Authority	Moderately Equipped	Moderate Activity	Moderate Authority	Minimally Equipped	Moderate Activity
Arkansas	No Authority	Not Applicable	Not Applicable	No Authority	Not Applicable	Not Applicable	No Authority	Not Applicable	Not Applicable	No Authority	Not Applicable	Not Applicable
California												
Colorado	Strong Authority	Fully Equipped	Minimal Activity	Strong Authority	Moderately Equipped	Moderate Activity	Moderate Authority	Moderately Equipped	Not Active	Moderate Authority	Moderately Equipped	Not Active
Connecticut	Strong Authority	Minimally Equipped	Minimal Activity	No Authority	Minimally Equipped	Minimal Activity	No Authority	Not Applicable	Not Applicable	Strong Authority	Minimally Equipped	Minimal Activity
Delaware												
Florida	Strong Authority	Moderately Equipped	Very Active	Strong Authority	Moderately Equipped	Moderate Activity	Strong Authority	Moderately Equipped	Minimal Activity	Strong Authority	Minimally Equipped	Minimal Activity
Georgia	Strong Authority	Minimally Equipped	Minimal Activity	Strong Authority	Minimally Equipped	Minimal Activity	Strong Authority	Minimally Equipped	Minimal Activity	Moderate Authority	Minimally Equipped	Minimal Activity
Hawaii												
Idaho	Strong Authority	Moderately Equipped	Minimal Activity	Strong Authority	Minimally Equipped	Minimal Activity	Strong Authority	Moderately Equipped	Minimal Activity	Strong Authority	Minimally Equipped	Minimal Activity
Illinois	Strong Authority	Moderately Equipped	Minimal Activity	Minimal Authority	Fully Equipped	Minimal Activity						
Indiana	Strong Authority	Minimally Equipped	Moderate Activity	Minimal Authority	Minimally Equipped	Moderate Activity	Minimal Authority	Minimally Equipped	Very Active	Strong Authority	Minimally Equipped	Moderate Activity
Iowa	Minimal Authority	Minimally Equipped	Minimal Activity	No Authority	Not Applicable	Not Applicable	No Authority	Not Applicable	Not Applicable	No Authority	Not Applicable	Not Applicable
Kansas	Strong Authority	Minimally Equipped	Minimal Activity	Moderate Authority	Minimally Equipped	Minimal Activity	Moderate Authority	Minimally Equipped	Minimal Activity	Minimal Authority	Not Equipped	Not Active
Kentucky	Strong Authority	Moderately Equipped	Minimal Activity	Moderate Authority	Moderately Equipped	Minimal Activity	Moderate Authority	Moderately Equipped	Not Active	Moderate Authority	Moderately Equipped	Not Active
Louisiana	Strong Authority	Moderately Equipped	Moderate Activity	Strong Authority	Moderately Equipped	Minimal Activity	Strong Authority	Moderately Equipped	Minimal Activity	Strong Authority	Moderately Equipped	Minimal Activity
Maine	Strong Authority	Moderately Equipped	Minimal Activity	Strong Authority	Minimally Equipped	Not Active	Not Applicable	Not Applicable	Not Applicable	Minimal Authority	Moderately Equipped	Not Active
Maryland	Moderate Authority	Minimally Equipped	Minimal Activity	Moderate Authority	Not Equipped	Not Active	Moderate Authority	Minimally Equipped	Minimal Activity	Moderate Authority	Minimally Equipped	Minimal Activity
Massachusetts	Strong Authority	Moderately Equipped	Very Active	No Authority	Moderately Equipped	Very Active	No Authority	Not Applicable	Not Applicable	No Authority	Not Applicable	Not Applicable
Michigan	Strong Authority	Moderately Equipped	Moderate Activity	Strong Authority	Moderately Equipped	Minimal Activity	Strong Authority	Minimally Equipped	Minimal Activity	Strong Authority	Not Equipped	Not Active
Minnesota	Strong Authority	Moderately Equipped	Very Active	Strong Authority	Moderately Equipped	Very Active	Strong Authority	Moderately Equipped	Very Active	Strong Authority	Moderately Equipped	Very Active
Mississippi	Strong Authority	Fully Equipped	Very Active	Strong Authority	Fully Equipped	Very Active	Strong Authority	Fully Equipped	Very Active	No Authority	Not Applicable	Not Applicable
Missouri	Strong Authority	Minimally Equipped	Minimal Activity	Minimal Authority	Minimally Equipped	Minimal Activity	Minimal Authority	Minimally Equipped	Not Active	Minimal Authority	Minimally Equipped	Not Active
Montana	Strong Authority	Moderately Equipped	Moderate Activity	Moderate Authority	Moderately Equipped	Very Active	Moderate Authority	Moderately Equipped	Minimal Activity	Strong Authority	Minimally Equipped	Not Active
Nebraska	Moderate Authority	Moderately Equipped	Moderate Activity	Strong Authority	Minimally Equipped	Minimal Activity	Minimal Authority	Minimally Equipped	Minimal Activity	Strong Authority	Moderately Equipped	Minimal Activity
Nevada	Strong Authority	Minimally Equipped	Minimal Activity	Strong Authority	Minimally Equipped	Minimal Activity	Strong Authority	Moderately Equipped	Minimal Activity	Not Applicable	Not Applicable	Not Applicable
New Hampshire	Moderate Authority	Minimally Equipped	Minimal Activity	Minimal Authority	Minimally Equipped	Minimal Activity						
New Jersey	Minimal Authority	Minimally Equipped	Minimal Activity	Minimal Authority	Minimally Equipped	Minimal Activity	Moderate Authority	Minimally Equipped	Not Active	Moderate Authority	Minimally Equipped	Not Active
New Mexico	Strong Authority	Minimally Equipped	Moderate Activity	Minimal Authority	Minimally Equipped	Minimal Activity						
New York	Strong Authority	Fully Equipped	Very Active	Strong Authority	Minimally Equipped	Minimal Activity	Strong Authority	Fully Equipped	Minimal Activity	Strong Authority	Minimally Equipped	Minimal Activity
North Carolina	Strong Authority	Moderately Equipped	Very Active	Moderate Authority	Moderately Equipped	Moderate Activity	Strong Authority	Moderately Equipped	Minimal Activity	Strong Authority	Moderately Equipped	Minimal Activity
North Dakota	Strong Authority	Fully Equipped	Very Active	No Authority	Fully Equipped	Very Active	No Authority	Not Applicable	Not Applicable	No Authority	Not Applicable	Not Applicable
Ohio	Strong Authority	Moderately Equipped	Moderate Activity	Strong Authority	Moderately Equipped	Moderate Activity	Strong Authority	Moderately Equipped	Minimal Activity	Strong Authority	Minimally Equipped	Minimal Activity
Oklahoma	Strong Authority	Minimally Equipped	Not Active	Strong Authority	Not Equipped	Not Active	Strong Authority	Minimally Equipped	Not Active	No Authority	Not Applicable	Not Applicable
Oregon	Strong Authority	Fully Equipped	Very Active	No Authority	Not Applicable	Not Applicable	No Authority	Not Applicable	Not Applicable	Strong Authority	Moderately Equipped	Moderate Activity
Pennsylvania	Strong Authority	Fully Equipped	Very Active	Moderate Authority	Minimally Equipped	Minimal Activity	Minimal Authority	Minimally Equipped	Not Active	Moderate Authority	Minimally Equipped	Not Active
Rhode Island	Strong Authority	Moderately Equipped	Minimal Activity	No Authority	Not Applicable	Not Applicable	No Authority	Not Applicable	Not Applicable	Minimal Authority	Minimally Equipped	Minimal Activity
South Carolina	Strong Authority	Moderately Equipped	Moderate Activity	Strong Authority	Moderately Equipped	Minimal Activity	Strong Authority	Moderately Equipped	Minimal Activity	Strong Authority	Moderately Equipped	Minimal Activity
South Dakota	Strong Authority	Fully Equipped	Moderate Activity	Strong Authority	Fully Equipped	Not Active	Strong Authority	Fully Equipped	Minimal Activity	Strong Authority	Fully Equipped	Not Active
Tennessee												
Texas	Strong Authority	Fully Equipped	Very Active	Minimal Authority	Moderately Equipped	Minimal Activity	Strong Authority	Fully Equipped	Minimal Activity	Strong Authority	Minimally Equipped	Minimal Activity

State	Executive			Legislative			Judicial			Local Government		
	Authority	Resources	Activity	Authority	Resources	Activity	Authority	Resources	Activity	Authority	Resources	Activity
Utah	Strong Authority	Moderately Equipped	Moderate Activity	Minimal Authority	Minimally Equipped	Minimal Activity	Strong Authority	Minimally Equipped	Minimal Activity	Strong Authority	Minimally Equipped	Minimal Activity
Vermont	Strong Authority	Moderately Equipped	Very Active	Strong Authority	Moderately Equipped	Very Active	Strong Authority	Moderately Equipped	Very Active	Not Applicable	Not Applicable	Not Applicable
Virginia	Strong Authority	Minimally Equipped	Moderate Activity	Strong Authority	Minimally Equipped	Moderate Activity	Strong Authority	Minimally Equipped	Minimal Activity	Strong Authority	Minimally Equipped	Minimal Activity
Washington	Strong Authority	Fully Equipped	Very Active	Moderate Authority	Moderately Equipped	Very Active	Minimal Authority	Moderately Equipped	Moderate Activity	Strong Authority	Fully Equipped	Very Active
West Virginia	Strong Authority	Moderately Equipped	Minimal Activity	Minimal Authority	Not Equipped	Minimal Activity	Minimal Authority	Not Equipped	Minimal Activity	Strong Authority	Moderately Equipped	Not Active
Wisconsin	Strong Authority	Moderately Equipped	Moderate Activity	Strong Authority	Minimally Equipped	Minimal Activity	Strong Authority	Minimally Equipped	Minimal Activity	Strong Authority	Moderately Equipped	Moderate Activity
Wyoming	Strong Authority	Minimally Equipped	Moderate Activity	Moderate Authority	Minimally Equipped	Minimal Activity	Moderate Authority	Minimally Equipped	Minimal Activity	Strong Authority	Minimally Equipped	Minimal Activity

District/Territory												
American Samoa	Strong Authority	Minimally Equipped	Moderate Activity	Strong Authority	Minimally Equipped	Moderate Activity	Moderate Authority	Not Equipped	Not Active	Strong Authority	Not Equipped	Minimal Activity
District of Columbia	Strong Authority	Minimally Equipped	Minimal Activity	Strong Authority	Not Equipped	Not Active	Strong Authority	Not Equipped	Not Active	Not Applicable	Not Applicable	Not Applicable
Guam												
Northern Marianas												
Puerto Rico							Strong Authority	Minimally Equipped	Minimal Activity	Moderate Authority	Minimally Equipped	Minimal Activity
U.S. Virgin Islands	Strong Authority	Not Equipped	Not Active	No Authority	Not Equipped	Not Active	No Authority	Not Equipped	Not Active	Not Applicable	Not Applicable	Not Applicable

Records Management Only Programs												
Maryland	Minimal Authority	Minimally Equipped	Minimal Activity	Not Applicable	Not Applicable	Not Applicable	Not Applicable	Not Applicable	Not Applicable	Not Applicable	Not Applicable	Not Applicable
Michigan	Not Applicable	Not Applicable	Not Applicable	No Authority	Not Applicable	Not Applicable	No Authority	Not Applicable	Not Applicable	No Authority	Not Applicable	Not Applicable
Montana	Strong Authority	Minimally Equipped	Minimal Activity	Moderate Authority	Minimally Equipped	Minimal Activity	Moderate Authority	Moderately Equipped	Moderate Activity	Moderate Authority	Moderately Equipped	Moderate Activity
Nebraska	Minimal Authority	Minimally Equipped	Minimal Activity	Minimal Authority	Minimally Equipped	Minimal Activity	Minimal Authority	Minimally Equipped	Minimal Activity	No Authority	Not Equipped	Not Active
Tennessee	Strong Authority	Fully Equipped	Not Active	Strong Authority	Fully Equipped	Not Active	Not Applicable	Not Applicable	Not Applicable	Not Applicable	Not Applicable	Not Applicable
Wisconsin	Strong Authority	Moderately Equipped	Moderate Activity	Strong Authority	Moderately Equipped	Minimal Activity	Strong Authority	Moderately Equipped	Minimal Activity	Strong Authority	Moderately Equipped	Minimal Activity

TABLE 20. Program provides security storage for microfilm and/or electronic media: Comparison by jurisdiction

State	Executive			Legislative			Judicial			Local Government		
	Authority	Resources	Activity	Authority	Resources	Activity	Authority	Resources	Activity	Authority	Resources	Activity
Alabama	No Authority	Not Applicable	Not Applicable	No Authority	Not Applicable	Not Applicable	Minimal Authority	Not Equipped	Not Active	Minimal Authority	Not Equipped	Not Active
Alaska	Strong Authority	Moderately Equipped	Moderate Activity	Minimal Authority	Fully Equipped	Minimal Activity	Minimal Authority	Fully Equipped	Very Active	Minimal Authority	Fully Equipped	Very Active
Arizona	Strong Authority	Minimally Equipped	Moderate Activity	Strong Authority	Moderately Equipped	Moderate Activity	Moderate Authority	Minimally Equipped	Moderate Activity	Strong Authority	Moderately Equipped	Moderate Activity
Arkansas	No Authority	Not Applicable	Not Applicable	Minimal Authority	Minimally Equipped	Minimal Activity	Minimal Authority	Minimally Equipped	Minimal Activity	Minimal Authority	Minimally Equipped	Minimal Activity
California												
Colorado	Strong Authority	Moderately Equipped	Moderate Activity	Strong Authority	Moderately Equipped	Minimal Activity	Strong Authority	Moderately Equipped	Minimal Activity	Strong Authority	Moderately Equipped	Minimal Activity
Connecticut	Strong Authority	Minimally Equipped	Minimal Activity	No Authority	Not Applicable	Not Applicable	No Authority	Not Applicable	Not Applicable	Strong Authority	Minimally Equipped	Minimal Activity
Delaware												
Florida	Strong Authority	Moderately Equipped	Moderate Activity	Strong Authority	Moderately Equipped	Minimal Activity	Strong Authority	Moderately Equipped	Moderate Activity	Strong Authority	Moderately Equipped	Very Active
Georgia	Strong Authority	Minimally Equipped	Moderate Activity	Strong Authority	Minimally Equipped	Not Active	Strong Authority	Minimally Equipped	Very Active	Strong Authority	Moderately Equipped	Very Active
Hawaii												
Idaho	Strong Authority	Not Equipped	Not Active	Moderate Authority	Moderately Equipped	Moderate Activity	Moderate Authority	Not Equipped	Not Active	Moderate Authority	Moderately Equipped	Moderate Activity
Illinois	Strong Authority	Fully Equipped	Very Active	Minimal Authority	Moderately Equipped	Not Active						
Indiana	Strong Authority	Minimally Equipped	Moderate Activity	Minimal Authority	Minimally Equipped	Moderate Activity	Minimal Authority	Minimally Equipped	Moderate Activity	Strong Authority	Minimally Equipped	Moderate Activity
Iowa	No Authority	Not Applicable	Not Applicable	No Authority	Not Applicable	Not Applicable	No Authority	Not Applicable	Not Applicable	No Authority	Not Applicable	Not Applicable
Kansas	Minimal Authority	Not Equipped	Not Active	Minimal Authority	Not Equipped	Not Active	Minimal Authority	Not Equipped	Not Active	Minimal Authority	Not Equipped	Not Active
Kentucky	Strong Authority	Fully Equipped	Very Active	Moderate Authority	Fully Equipped	Moderate Activity	Moderate Authority	Fully Equipped	Not Active	Strong Authority	Fully Equipped	Very Active
Louisiana	Strong Authority	Moderately Equipped	Moderate Activity	Strong Authority	Moderately Equipped	Moderate Activity	Strong Authority	Moderately Equipped	Moderate Activity	Strong Authority	Moderately Equipped	Minimal Activity
Maine	Strong Authority	Moderately Equipped	Moderate Activity	Moderate Authority	Minimally Equipped	Minimal Activity	No Authority	Moderately Equipped	Not Active	Strong Authority	Moderately Equipped	Not Active
Maryland	Moderate Authority	Not Equipped	Not Applicable	Moderate Authority	Not Equipped	Not Applicable	Moderate Authority	Not Equipped	Not Applicable	Moderate Authority	Not Equipped	Not Applicable
Massachusetts	Strong Authority	Fully Equipped	Very Active	No Authority	Fully Equipped	Very Active	No Authority	Not Applicable	Not Applicable	No Authority	Not Applicable	Not Applicable
Michigan	Strong Authority	Moderately Equipped	Minimal Activity	Strong Authority	Moderately Equipped	Not Active	Strong Authority	Minimally Equipped	Not Active	Strong Authority	Minimally Equipped	Minimal Activity
Minnesota	No Authority	Not Applicable	Not Applicable	No Authority	Not Applicable	Not Applicable	No Authority	Not Applicable	Not Applicable	No Authority	Not Applicable	Not Applicable
Mississippi	Strong Authority	Fully Equipped	Very Active	Strong Authority	Fully Equipped	Very Active	Strong Authority	Fully Equipped	Very Active	Strong Authority	Fully Equipped	Very Active
Missouri	Strong Authority	Moderately Equipped	Very Active	Minimal Authority	Fully Equipped	Moderate Activity	Minimal Authority	Fully Equipped	Moderate Activity	Strong Authority	Moderately Equipped	Very Active
Montana	Not Applicable	Not Applicable	Not Applicable	No Authority	Not Applicable	Not Applicable	No Authority	Not Applicable	Not Applicable	No Authority	Not Applicable	Not Applicable
Nebraska	Strong Authority	Moderately Equipped	Moderate Activity	Strong Authority	Moderately Equipped	Moderate Activity	Strong Authority	Moderately Equipped	Moderate Activity	Strong Authority	Moderately Equipped	Very Active
Nevada	No Authority	Not Applicable	Not Applicable	No Authority	Not Equipped	Not Active	Not Applicable		Not Applicable	Not Applicable	Not Applicable	Not Applicable
New Hampshire	Strong Authority	Moderately Equipped	Very Active	Strong Authority	Moderately Equipped	Moderate Activity						
New Jersey	No Authority	Not Applicable	Not Applicable	No Authority	Not Applicable	Not Applicable	No Authority	Not Applicable	Not Applicable	No Authority	Not Applicable	Not Applicable
New Mexico	Strong Authority	Minimally Equipped	Very Active	Moderate Authority	Minimally Equipped	Minimal Activity						
New York	Strong Authority	Fully Equipped	Very Active	Strong Authority	Not Equipped	Not Active	No Authority	Not Applicable	Not Applicable	Strong Authority	Minimally Equipped	Very Active
North Carolina	Strong Authority	Moderately Equipped	Very Active	Moderate Authority	Moderately Equipped	Moderate Activity	Strong Authority	Moderately Equipped	Moderate Activity	Strong Authority	Moderately Equipped	Moderate Activity
North Dakota	Strong Authority	Fully Equipped	Very Active	No Authority	Not Applicable	Not Applicable	Strong Authority	Fully Equipped	Not Active	Strong Authority	Fully Equipped	Very Active
Ohio	Moderate Authority	Minimally Equipped	Not Active	Moderate Authority	Minimally Equipped	Not Active	Moderate Authority	Minimally Equipped	Minimal Activity	Moderate Authority	Minimally Equipped	Minimal Activity
Oklahoma	Strong Authority	Minimally Equipped	Minimal Activity	Strong Authority	Moderately Equipped	Not Active	Strong Authority	Minimally Equipped	Not Active	Strong Authority	Minimally Equipped	Minimal Activity
Oregon	Strong Authority	Fully Equipped	Very Active	No Authority	Not Applicable	Not Applicable	Strong Authority	Fully Equipped	Very Active	Strong Authority	Fully Equipped	Very Active
Pennsylvania	Strong Authority	Fully Equipped	Very Active	Strong Authority	Fully Equipped	Not Active	Minimal Authority	Not Equipped	Not Active	Strong Authority	Fully Equipped	Very Active
Rhode Island	Strong Authority	Moderately Equipped	Very Active	No Authority	Not Applicable	Not Applicable	No Authority	Not Applicable	Not Applicable	Not Applicable	Not Applicable	Not Applicable
South Carolina	Strong Authority	Moderately Equipped	Minimal Activity	Strong Authority	Moderately Equipped	Minimal Activity	Strong Authority	Moderately Equipped	Minimal Activity	Strong Authority	Moderately Equipped	Moderate Activity
South Dakota	Strong Authority	Minimally Equipped	Very Active	Strong Authority	Minimally Equipped	Not Active	Strong Authority	Minimally Equipped	Minimal Activity	Strong Authority	Minimally Equipped	Minimal Activity
Tennessee												
Texas	No Authority	Not Applicable	Not Applicable	Not Applicable	Not Applicable	Not Applicable	No Authority	Not Applicable	Not Applicable	No Authority	Not Applicable	Not Applicable
Utah	Strong Authority	Fully Equipped	Very Active	Minimal Authority	Minimally Equipped	Minimal Activity	Strong Authority	Moderately Equipped	Moderate Activity	Strong Authority	Fully Equipped	Very Active

State	Executive			Legislative			Judicial			Local Government		
	Authority	Resources	Activity	Authority	Resources	Activity	Authority	Resources	Activity	Authority	Resources	Activity
Vermont	Strong Authority	Moderately Equipped	Very Active	Strong Authority	Moderately Equipped	Very Active	Strong Authority	Moderately Equipped	Very Active	Minimal Authority	Moderately Equipped	Minimal Activity
Virginia	Strong Authority	Minimally Equipped	Moderate Activity	Strong Authority	Minimally Equipped	Minimal Activity	Strong Authority	Minimally Equipped	Minimal Activity	Strong Authority	Moderately Equipped	Very Active
Washington	Strong Authority	Moderately Equipped	Very Active	Moderate Authority	Moderately Equipped	Not Active	Minimal Authority	Fully Equipped	Moderate Activity	Strong Authority	Fully Equipped	Very Active
West Virginia	Moderate Authority	Moderately Equipped	Minimal Activity	No Authority	Not Applicable	Not Applicable	No Authority	Not Applicable	Not Applicable	Moderate Authority	Moderately Equipped	Moderate Activity
Wisconsin	Strong Authority	Minimally Equipped	Minimal Activity	Moderate Authority	Minimally Equipped	Not Active	Minimal Authority	Minimally Equipped	Not Active	Moderate Authority	Moderately Equipped	Moderate Activity
Wyoming	Strong Authority	Moderately Equipped	Very Active	Moderate Authority	Moderately Equipped	Moderate Activity	Moderate Authority	Moderately Equipped	Minimal Activity	Strong Authority	Moderately Equipped	Very Active

District/Territory												
American Samoa	Strong Authority	Moderately Equipped	Very Active	Strong Authority	Moderately Equipped	Very Active	Moderate Authority	Moderately Equipped	Moderate Activity	Strong Authority	Minimally Equipped	Very Active
District of Columbia	No Authority	Not Applicable	Not Applicable	Strong Authority	Not Equipped	Not Active	Strong Authority	Not Equipped	Not Active	Not Applicable	Not Applicable	Not Applicable
Guam												
Northern Marianas												
Puerto Rico							Not Applicable	Not Equipped	Not Active	Not Applicable	Not Equipped	Not Active
U.S. Virgin Islands				Strong Authority	Minimally Equipped	Not Active	Strong Authority	Not Equipped	Not Active	Not Applicable	Not Applicable	Not Applicable

Records Management Only Programs												
Maryland	Moderate Authority	Moderately Equipped	Not Active	Moderate Authority	Moderately Equipped	Not Active	Minimal Authority	Minimally Equipped	Not Active	Not Applicable	Not Applicable	Not Applicable
Michigan	Moderate Authority	Fully Equipped	Minimal Activity	No Authority	Fully Equipped	Not Active	No Authority	Fully Equipped	Not Active	No Authority	Minimally Equipped	Not Active
Montana	Strong Authority	Minimally Equipped	Moderate Activity	Moderate Authority	Minimally Equipped	Minimal Activity	Moderate Authority	Moderately Equipped	Moderate Activity	Moderate Authority	Moderately Equipped	Moderate Activity
Nebraska	Minimal Authority	Minimally Equipped	Minimal Activity	Minimal Authority	Minimally Equipped	Minimal Activity	Minimal Authority	Minimally Equipped	Minimal Activity	No Authority	Not Equipped	Not Active
Tennessee	Strong Authority	Fully Equipped	Minimal Activity	Strong Authority	Fully Equipped	Minimal Activity	Not Applicable	Not Applicable	Not Applicable	Not Applicable	Not Applicable	Not Applicable
Wisconsin	Strong Authority	Fully Equipped	Very Active	Strong Authority	Moderately Equipped	Minimal Activity	Strong Authority	Moderately Equipped	Minimal Activity	Strong Authority	Moderately Equipped	Minimal Activity

TABLE 21. Program provides conservation services: Comparison by jurisdiction

State	Executive			Legislative			Judicial			Local Government		
	Authority	Resources	Activity	Authority	Resources	Activity	Authority	Resources	Activity	Authority	Resources	Activity
Alabama	No Authority	Minimally Equipped	Not Applicable	No Authority	Not Applicable	Not Applicable	Minimal Authority	Minimally Equipped	Not Active	Minimal Authority	Minimally Equipped	Not Active
Alaska	Strong Authority	Moderately Equipped	Not Active	Minimal Authority	Moderately Equipped	Not Active	Minimal Authority	Moderately Equipped	Not Active	Minimal Authority	Moderately Equipped	Not Active
Arizona	Strong Authority	Moderately Equipped	Moderate Activity	Strong Authority	Moderately Equipped	Moderate Activity	Moderate Authority	Moderately Equipped	Minimal Activity	Strong Authority	Moderately Equipped	Moderate Activity
Arkansas	No Authority	Not Applicable	Not Applicable	Minimal Authority	Minimally Equipped	Minimal Activity	No Authority	Not Applicable	Not Applicable	Minimal Authority	Minimally Equipped	Not Active
California												
Colorado	Not Applicable	Not Applicable	Not Applicable	No Authority	Not Applicable	Not Applicable	Not Applicable	Not Applicable	Not Applicable	Not Applicable	Not Applicable	Not Applicable
Connecticut	Minimal Authority	Not Equipped	Not Active	No Authority	Not Applicable	Not Applicable	No Authority	Not Applicable	Not Applicable	Minimal Authority	Not Equipped	Not Active
Delaware												
Florida	Strong Authority	Not Equipped	Not Active	Strong Authority	Not Equipped	Not Active	Strong Authority	Not Equipped	Not Active	Strong Authority	Not Equipped	Not Active
Georgia	Strong Authority	Moderately Equipped	Moderate Activity	Strong Authority	Moderately Equipped	Minimal Activity	Strong Authority	Minimally Equipped	Minimal Activity	Strong Authority	Minimally Equipped	Moderate Activity
Hawaii												
Idaho	No Authority	Not Equipped	Not Active	Not Applicable	Not Applicable	Not Applicable	No Authority	Not Equipped	Not Active	Not Applicable	Not Applicable	Not Applicable
Illinois	Strong Authority	Fully Equipped	Very Active	Strong Authority	Fully Equipped	Minimal Activity						
Indiana	Strong Authority	Moderately Equipped	Very Active	Minimal Authority	Moderately Equipped	Very Active	Minimal Authority	Moderately Equipped	Very Active	Strong Authority	Moderately Equipped	Moderate Activity
Iowa	No Authority	Not Applicable	Not Applicable	No Authority	Not Applicable	Not Applicable	No Authority	Not Applicable	Not Applicable	No Authority	Not Applicable	Not Applicable
Kansas	Minimal Authority	Not Equipped	Not Active	Minimal Authority	Not Equipped	Not Active	Minimal Authority	Not Equipped	Not Active	Minimal Authority	Not Equipped	Not Active
Kentucky	Strong Authority	Minimally Equipped	Minimal Activity	Minimal Authority	Minimally Equipped	Not Active	Minimal Authority	Moderately Equipped	Not Active	Strong Authority	Minimally Equipped	Not Active
Louisiana	Strong Authority	Minimally Equipped	Minimal Activity	Strong Authority	Minimally Equipped	Minimal Activity	Strong Authority	Minimally Equipped	Minimal Activity	Strong Authority	Minimally Equipped	Minimal Activity
Maine	Not Applicable	Not Equipped	Not Active	Not Applicable	Not Equipped	Not Active	Not Applicable	Not Applicable	Not Applicable	Not Applicable	Not Applicable	Not Applicable
Maryland	Moderate Authority	Moderately Equipped	Moderate Activity	Moderate Authority	Not Equipped	Not Active	Moderate Authority	Minimally Equipped	Minimal Activity	Moderate Authority	Not Equipped	Not Active
Massachusetts	No Authority	Minimally Equipped	Minimal Activity	No Authority	Minimally Equipped	Minimal Activity	No Authority	Not Applicable	Not Applicable	No Authority	Not Applicable	Not Applicable
Michigan	Strong Authority	Minimally Equipped	Not Active	Strong Authority	Not Equipped	Not Active	Strong Authority	Not Equipped	Not Active	Strong Authority	Not Equipped	Not Active
Minnesota	No Authority	Not Applicable	Not Applicable	No Authority	Not Applicable	Not Applicable	No Authority	Not Applicable	Not Applicable	No Authority	Not Applicable	Not Applicable
Mississippi	Strong Authority	Moderately Equipped	Very Active	Strong Authority	Fully Equipped	Moderate Activity	Strong Authority	Fully Equipped	Very Active	Minimal Authority	Minimally Equipped	Minimal Activity
Missouri	Strong Authority	Fully Equipped	Very Active	Minimal Authority	Fully Equipped	Minimal Activity	Minimal Authority	Fully Equipped	Minimal Activity	Strong Authority	Fully Equipped	Moderate Activity
Montana	Strong Authority	Minimally Equipped	Minimal Activity	Moderate Authority	Not Equipped	Not Active	Moderate Authority	Minimally Equipped	Minimal Activity	Moderate Authority	Minimally Equipped	Not Active
Nebraska	Not Applicable	Not Applicable	Not Applicable	Not Applicable	Not Applicable	Not Applicable	Not Applicable	Not Applicable	Not Applicable	Not Applicable	Not Applicable	Not Applicable
Nevada	No Authority	Not Equipped	Not Applicable	No Authority	Not Equipped	Not Active	Not Applicable	Not Applicable	Not Applicable	Not Applicable	Not Applicable	Not Applicable
New Hampshire	No Authority	Not Applicable	Not Applicable	Minimal Authority	Minimally Equipped	Minimal Activity						
New Jersey	No Authority	Not Applicable	Not Applicable	No Authority	Not Applicable	Not Applicable	No Authority	Not Applicable	Not Applicable	No Authority	Not Applicable	Not Applicable
New Mexico	Strong Authority	Minimally Equipped	Very Active	Minimal Authority	Minimally Equipped	Minimal Activity						
New York	No Authority	Not Applicable	Not Applicable	No Authority	Not Applicable	Not Applicable	No Authority	Not Applicable	Not Applicable	Strong Authority	Minimally Equipped	Minimal Activity
North Carolina	No Authority	Not Applicable	Not Applicable	No Authority	Not Applicable	Not Applicable	No Authority	Not Applicable	Not Applicable	No Authority	Not Applicable	Not Applicable
North Dakota	No Authority	Minimally Equipped	Not Active	No Authority	Not Applicable	Not Applicable	No Authority	Not Applicable	Not Applicable	No Authority	Not Applicable	Not Applicable
Ohio	Moderate Authority	Minimally Equipped	Not Active	Moderate Authority	Minimally Equipped	Not Active	Moderate Authority	Minimally Equipped	Not Active	Moderate Authority	Minimally Equipped	Not Active
Oklahoma	Strong Authority	Not Equipped	Not Active	Strong Authority	Not Equipped	Not Active	No Authority	Not Applicable	Not Applicable	No Authority	Not Applicable	Not Applicable
Oregon	No Authority	Not Applicable	Not Applicable	No Authority	Not Applicable	Not Applicable	No Authority	Not Applicable	Not Applicable	No Authority	Not Applicable	Not Applicable
Pennsylvania	Not Applicable	Not Applicable	Not Applicable	No Authority	Not Applicable	Not Applicable	Minimal Authority	Not Equipped	Not Active	Minimal Authority	Not Equipped	Not Active
Rhode Island	No Authority	Not Applicable	Not Applicable	No Authority	Not Applicable	Not Applicable	No Authority	Not Applicable	Not Applicable	Not Applicable	Not Applicable	Not Applicable
South Carolina	Strong Authority	Moderately Equipped	Moderate Activity	Strong Authority	Moderately Equipped	Minimal Activity	Strong Authority	Moderately Equipped	Moderate Activity	Strong Authority	Moderately Equipped	Moderate Activity
South Dakota	Minimal Authority	Not Equipped	Not Active	Minimal Authority	Minimally Equipped	Not Active	Minimal Authority	Minimally Equipped	Not Active	Minimal Authority	Minimally Equipped	Not Active
Tennessee												
Texas	No Authority	Moderately Equipped	Moderate Activity	Not Applicable	Not Applicable	Not Applicable	No Authority	Moderately Equipped	Minimal Activity	No Authority	Minimally Equipped	Minimal Activity

State	Executive			Legislative			Judicial			Local Government		
	Authority	Resources	Activity	Authority	Resources	Activity	Authority	Resources	Activity	Authority	Resources	Activity
Utah	No Authority	Not Applicable	Not Applicable	No Authority	Not Applicable	Not Applicable	Minimal Authority	Minimally Equipped	Minimal Activity	Moderate Authority	Moderately Equipped	Moderate Activity
Vermont	Not Applicable	Not Applicable	Not Applicable	Not Applicable	Not Applicable	Not Applicable	Not Applicable	Not Applicable	Not Applicable	Not Applicable	Not Applicable	Not Applicable
Virginia	Strong Authority	Moderately Equipped	Moderate Activity	Strong Authority	Minimally Equipped	Minimal Activity	Strong Authority	Minimally Equipped	Not Active	Strong Authority	Moderately Equipped	Very Active
Washington	Strong Authority	Not Equipped	Not Active	Moderate Authority	Not Equipped	Not Active	No Authority	Minimally Equipped	Not Applicable	Strong Authority	Not Equipped	Not Active
West Virginia	Moderate Authority	Minimally Equipped	Not Active	Minimal Authority	Not Equipped	Minimal Activity	No Authority	Not Applicable	Not Applicable	Moderate Authority	Moderately Equipped	Moderate Activity
Wisconsin	Strong Authority	Minimally Equipped	Minimal Activity	Strong Authority	Minimally Equipped	Not Active	Minimal Authority	Minimally Equipped	Not Active	Strong Authority	Minimally Equipped	Minimal Activity
Wyoming	No Authority	Not Applicable	Not Applicable	No Authority	Not Applicable	Not Applicable	No Authority	Not Applicable	Not Applicable	No Authority	Not Applicable	Not Applicable

District/Territory												
American Samoa	Strong Authority	Moderately Equipped	Very Active	Strong Authority	Moderately Equipped	Very Active	Moderate Authority	Not Equipped	Very Active	Strong Authority	Minimally Equipped	Very Active
District of Columbia	No Authority	Not Applicable	Not Applicable	No Authority	Not Applicable	Not Applicable	No Authority	Not Applicable	Not Applicable	Not Applicable	Not Applicable	Not Applicable
Guam												
Northern Marianas												
Puerto Rico							Not Applicable	Not Equipped	Not Active	Not Applicable	Not Equipped	Not Active
U.S. Virgin Islands				No Authority	Not Equipped	Not Active	No Authority	Not Equipped	Not Active	Not Applicable	Not Applicable	Not Applicable

Records Management Only Programs												
Maryland	No Authority	Not Equipped	Not Applicable	No Authority	Not Equipped	Not Applicable	Not Applicable	Not Applicable		Not Applicable	Not Applicable	Not Applicable
Michigan	Not Applicable	Not Applicable	Not Applicable	Not Applicable	Not Applicable	Not Applicable	Not Applicable	Not Applicable	Not Applicable	Not Applicable	Not Applicable	Not Applicable
Montana	Moderate Authority	Minimally Equipped	Minimal Activity	Moderate Authority	Minimally Equipped	Minimal Activity	Moderate Authority	Moderately Equipped	Moderate Activity	Moderate Authority	Moderately Equipped	Moderate Activity
Nebraska	No Authority	Not Equipped	Not Active	No Authority	Not Equipped	Not Active	No Authority	Not Equipped	Not Active	No Authority	Not Equipped	Not Active
Tennessee	Not Applicable	Not Applicable	Not Applicable	Not Applicable	Not Applicable	Not Applicable	Not Applicable	Not Applicable	Not Applicable	Not Applicable	Not Applicable	Not Applicable
Wisconsin	No Authority	Not Applicable	Not Applicable	No Authority	Not Applicable	Not Applicable	No Authority	Not Applicable	Not Applicable	No Authority	Not Applicable	Not Applicable

TABLE 22. Program provides preservation services: Comparison by jurisdiction

State	Executive			Legislative			Judicial			Local Government		
	Authority	Resources	Activity	Authority	Resources	Activity	Authority	Resources	Activity	Authority	Resources	Activity
Alabama	Moderate Authority	Minimally Equipped	Minimal Activity	Minimal Authority	Minimally Equipped	Minimal Activity	Moderate Authority	Moderately Equipped	Moderate Activity	Moderate Authority	Moderately Equipped	Moderate Activity
Alaska	Strong Authority	Moderately Equipped	Minimal Activity	Minimal Authority	Moderately Equipped	Not Active	Minimal Authority	Moderately Equipped	Moderate Activity	No Authority	Moderately Equipped	Not Active
Arizona	Strong Authority	Moderately Equipped	Minimal Activity	Strong Authority	Moderately Equipped	Moderate Activity	Moderate Authority		Minimal Activity	Strong Authority	Moderately Equipped	Moderate Activity
Arkansas	No Authority	Not Applicable	Not Applicable	Minimal Authority	Minimally Equipped	Minimal Activity	No Authority	Not Applicable	Not Applicable	Minimal Authority	Minimally Equipped	Minimal Activity
California												
Colorado	Moderate Authority	Moderately Equipped	Minimal Activity	Moderate Authority	Minimally Equipped	Minimal Activity	Moderate Authority	Minimally Equipped	Minimal Activity	Moderate Authority	Minimally Equipped	Minimal Activity
Connecticut	Strong Authority	Minimally Equipped	Minimal Activity	No Authority	Not Applicable	Minimal Activity	No Authority	Not Applicable	Minimal Activity	Strong Authority	Not Equipped	Minimal Activity
Delaware												
Florida	Strong Authority	Not Equipped	Not Active	Strong Authority	Not Equipped	Not Active	Strong Authority	Not Equipped	Not Active	Strong Authority	Not Equipped	Not Active
Georgia	Strong Authority	Minimally Equipped	Moderate Activity	Strong Authority	Minimally Equipped	Minimal Activity	Strong Authority	Minimally Equipped	Moderate Activity	Strong Authority	Minimally Equipped	Minimal Activity
Hawaii												
Idaho	Strong Authority	Moderately Equipped	Moderate Activity	Minimal Authority	Minimally Equipped	Minimal Activity	Strong Authority	Moderately Equipped	Moderate Activity	Minimal Authority	Minimally Equipped	Minimal Activity
Illinois	Strong Authority	Moderately Equipped	Moderate Activity	Strong Authority	Fully Equipped	Minimal Activity						
Indiana	Strong Authority	Moderately Equipped	Very Active	Minimal Authority	Moderately Equipped	Very Active	Minimal Authority	Moderately Equipped	Very Active	Strong Authority	Moderately Equipped	Moderate Activity
Iowa	No Authority	Not Applicable	Not Applicable	No Authority	Not Applicable	Not Applicable	No Authority	Not Applicable	Not Applicable	No Authority	Not Applicable	Not Applicable
Kansas	Minimal Authority	Not Equipped	Not Active	Minimal Authority	Not Equipped	Not Active	Minimal Authority	Not Equipped	Not Active	Minimal Authority	Not Equipped	Not Active
Kentucky	Strong Authority	Minimally Equipped	Minimal Activity	Minimal Authority	Moderately Equipped	Not Active	Minimal Authority	Moderately Equipped	Not Active	Strong Authority	Moderately Equipped	Moderate Activity
Louisiana	Strong Authority	Minimally Equipped	Minimal Activity	Strong Authority	Minimally Equipped	Minimal Activity	Strong Authority	Minimally Equipped	Minimal Activity	Strong Authority	Minimally Equipped	Minimal Activity
Maine	Strong Authority	Moderately Equipped	Moderate Activity	Strong Authority	Moderately Equipped	Minimal Activity	Strong Authority	Moderately Equipped	Moderate Activity	Strong Authority	Moderately Equipped	Minimal Activity
Maryland	Moderate Authority	Moderately Equipped	Moderate Activity	Moderate Authority	Not Equipped	Not Active	Moderate Authority	Minimally Equipped	Minimal Activity	Moderate Authority	Not Equipped	Not Active
Massachusetts	No Authority	Minimally Equipped	Minimal Activity	No Authority	Minimally Equipped	Minimal Activity	No Authority	Not Applicable	Not Applicable	No Authority	Not Applicable	Not Applicable
Michigan	Strong Authority	Moderately Equipped	Moderate Activity	Strong Authority	Moderately Equipped	Moderate Activity	Strong Authority	Moderately Equipped	Moderate Activity	Strong Authority	Moderately Equipped	Minimal Activity
Minnesota	No Authority	Not Applicable	Not Applicable	No Authority	Not Applicable	Not Applicable	No Authority	Not Applicable	Not Applicable	No Authority	Not Applicable	Not Applicable
Mississippi	Strong Authority	Fully Equipped	Very Active	Strong Authority	Fully Equipped	Very Active	Strong Authority	Fully Equipped	Very Active	Minimal Authority	Minimally Equipped	Minimal Activity
Missouri	Strong Authority	Minimally Equipped	Moderate Activity	Minimal Authority	Minimally Equipped	Minimal Activity	Minimal Authority	Minimally Equipped	Minimal Activity	Minimal Authority	Minimally Equipped	Moderate Activity
Montana	Strong Authority	Minimally Equipped	Not Active	Moderate Authority	Minimally Equipped	Minimal Activity	Moderate Authority	Minimally Equipped	Minimal Activity	Moderate Authority	Not Equipped	Not Active
Nebraska	Not Applicable	Not Applicable	Not Applicable	Not Applicable	Not Applicable	Not Applicable	Not Applicable	Not Applicable	Not Applicable	Not Applicable	Not Applicable	Not Applicable
Nevada	No Authority	Not Equipped	Minimal Activity	No Authority	Minimally Equipped	Minimal Activity	No Authority	Minimally Equipped	Not Active	Not Applicable	Not Applicable	Not Applicable
New Hampshire	No Authority	Not Applicable	Not Applicable	No Authority	Not Applicable	Not Applicable						
New Jersey	No Authority	Not Applicable	Not Applicable	No Authority	Not Applicable	Not Applicable	No Authority	Not Applicable	Not Applicable	No Authority	Not Applicable	Not Applicable
New Mexico	Strong Authority	Minimally Equipped	Very Active	Minimal Authority	Minimally Equipped	Minimal Activity						
New York	Strong Authority	Fully Equipped	Not Applicable	No Authority	Not Applicable	Not Applicable	No Authority	Minimally Equipped	Moderate Activity	Strong Authority	Minimally Equipped	Minimal Activity
North Carolina	Strong Authority	Moderately Equipped	Moderate Activity	Moderate Authority	Moderately Equipped	Minimal Activity	Strong Authority	Moderately Equipped	Minimal Activity	Strong Authority	Moderately Equipped	Moderate Activity
North Dakota	Moderate Authority	Moderately Equipped	Moderate Activity	No Authority	Not Applicable	Not Applicable	No Authority	Not Applicable	Not Applicable	Strong Authority	Moderately Equipped	Moderate Activity
Ohio	Moderate Authority	Minimally Equipped	Not Active	Moderate Authority	Minimally Equipped	Not Active	Moderate Authority	Minimally Equipped	Not Active	Moderate Authority	Minimally Equipped	Not Active
Oklahoma	Strong Authority	Not Equipped	Not Active	Strong Authority	Not Equipped	Not Active	No Authority	Not Applicable	Not Applicable	No Authority	Not Applicable	Not Applicable
Oregon	No Authority	Not Applicable	Not Applicable	No Authority	Not Applicable	Not Applicable	No Authority	Not Applicable	Not Applicable	No Authority	Not Applicable	Not Applicable
Pennsylvania	Not Applicable	Not Applicable	Not Applicable	No Authority	Not Applicable	Not Applicable	Minimal Authority	Not Equipped	Not Active	Minimal Authority	Not Equipped	Not Active
Rhode Island	Strong Authority	Minimally Equipped	Minimal Activity	No Authority	Not Applicable	Not Applicable	No Authority	Not Applicable	Not Applicable	Not Applicable	Not Applicable	Not Applicable
South Carolina	Strong Authority	Moderately Equipped	Moderate Activity	Strong Authority	Moderately Equipped	Minimal Activity	Strong Authority	Moderately Equipped	Moderate Activity	Strong Authority	Moderately Equipped	Moderate Activity
South Dakota	Strong Authority	Minimally Equipped	Very Active	Strong Authority	Minimally Equipped	Not Active	Strong Authority	Minimally Equipped	Not Active	Strong Authority	Minimally Equipped	Minimal Activity
Tennessee												
Texas	No Authority	Moderately Equipped	Moderate Activity	Not Applicable	Not Applicable	Not Applicable	No Authority	Moderately Equipped	Minimal Activity	No Authority	Minimally Equipped	Minimal Activity
Utah	Strong Authority	Fully Equipped	Very Active	No Authority	Not Applicable	Not Applicable	Moderate Authority	Moderately Equipped	Moderate Activity	Minimal Authority	Minimally Equipped	Minimal Activity

State	Executive			Legislative			Judicial			Local Government		
	Authority	Resources	Activity	Authority	Resources	Activity	Authority	Resources	Activity	Authority	Resources	Activity
Vermont	Strong Authority	Moderately Equipped	Very Active	Strong Authority	Moderately Equipped	Very Active	Strong Authority	Moderately Equipped	Very Active	Strong Authority	Moderately Equipped	Very Active
Virginia	Strong Authority	Moderately Equipped	Moderate Activity	Strong Authority	Minimally Equipped	Minimal Activity	Strong Authority	Minimally Equipped	Not Active	Strong Authority	Moderately Equipped	Very Active
Washington	Strong Authority	Moderately Equipped	Very Active	Moderate Authority	Moderately Equipped	Moderate Activity	Minimal Authority	Minimally Equipped	Minimal Activity	Strong Authority	Moderately Equipped	Moderate Activity
West Virginia	Moderate Authority	Moderately Equipped	Minimal Activity	Minimal Authority	Not Equipped	Minimal Activity	No Authority	Not Applicable	Not Applicable	Strong Authority	Moderately Equipped	Moderate Activity
Wisconsin	Strong Authority	Minimally Equipped	Minimal Activity	Moderate Authority	Minimally Equipped	Not Active	Minimal Authority	Minimally Equipped	Not Active	Strong Authority	Minimally Equipped	Minimal Activity
Wyoming	Minimal Authority	Minimally Equipped	Moderate Activity	Minimal Authority	Minimally Equipped	Minimal Activity	Minimal Authority	Minimally Equipped	Minimal Activity	Minimal Authority	Minimally Equipped	Minimal Activity

District/Territory												
American Samoa	Moderate Authority	Fully Equipped	Very Active	Strong Authority	Moderately Equipped	Very Active	Moderate Authority	Not Equipped	Very Active	Strong Authority	Minimally Equipped	Very Active
District of Columbia	No Authority	Not Applicable	Not Applicable	No Authority	Not Applicable	Not Applicable	No Authority	Not Applicable	Not Applicable	Not Applicable	Not Applicable	Not Applicable
Guam												
Northern Marianas												
Puerto Rico							Not Applicable	Not Equipped	Not Active	Not Applicable	Not Equipped	Not Active
U.S. Virgin Islands				No Authority	Not Equipped	Not Active	No Authority	Not Equipped	Not Active	Not Applicable	Not Applicable	Not Applicable

Records Management Only Programs												
Maryland	Not Applicable	Not Applicable	Not Applicable	No Authority	Not Equipped	Not Applicable	Not Applicable	Not Applicable	Not Applicable	Not Applicable	Not Applicable	Not Applicable
Michigan	Not Applicable	Not Applicable	Not Applicable	Not Applicable	Not Applicable	Not Applicable	Not Applicable	Not Applicable	Not Applicable	Not Applicable	Not Applicable	Not Applicable
Montana	Moderate Authority	Minimally Equipped	Minimal Activity	Moderate Authority	Minimally Equipped	Minimal Activity	Moderate Authority	Moderately Equipped	Moderate Activity	Moderate Authority	Moderately Equipped	Moderate Activity
Nebraska	No Authority	Not Equipped	Not Active	No Authority	Not Equipped	Not Active	No Authority	Not Equipped	Not Active	No Authority	Not Equipped	Not Active
Tennessee	Not Applicable	Not Applicable	Not Applicable	Not Applicable	Not Applicable	Not Applicable	Not Applicable	Not Applicable	Not Applicable	Not Applicable	Not Applicable	Not Applicable
Wisconsin	No Authority	Not Applicable	Not Applicable	No Authority	Not Applicable	Not Applicable	No Authority	Not Applicable	Not Applicable	No Authority	Not Applicable	Not Applicable

TABLE 23. Program provides training to state government officials and employees: Comparison by jurisdiction

State	Executive			Legislative			Judicial			Local Government		
	Authority	Resources	Activity	Authority	Resources	Activity	Authority	Resources	Activity	Authority	Resources	Activity
Alabama	Moderate Authority	Moderately Equipped	Moderate Activity	Moderate Authority	Moderately Equipped	Moderate Activity	Moderate Authority	Moderately Equipped	Moderate Activity	Moderate Authority	Moderately Equipped	Moderate Activity
Alaska	Strong Authority	Minimally Equipped	Minimal Activity	Minimal Authority	Minimally Equipped	Minimal Activity	Minimal Authority	Moderately Equipped	Minimal Activity	Minimal Authority	Minimally Equipped	Minimal Activity
Arizona	Strong Authority	Minimally Equipped	Minimal Activity	Strong Authority	Minimally Equipped	Minimal Activity	Strong Authority	Not Equipped	Minimal Activity	Moderate Authority	Minimally Equipped	Minimal Activity
Arkansas	Minimal Authority	Minimally Equipped	Minimal Activity	No Authority	Not Applicable	Not Applicable	No Authority	Not Applicable	Not Applicable	Minimal Authority	Minimally Equipped	Minimal Activity
California												
Colorado	Strong Authority	Moderately Equipped	Minimal Activity	No Authority	Not Applicable	Not Applicable	Moderate Authority	Minimally Equipped	Not Active	Moderate Authority	Minimally Equipped	Not Active
Connecticut	Strong Authority	Moderately Equipped	Minimal Activity	No Authority	Not Applicable	Not Applicable	No Authority	Not Applicable	Not Applicable	Strong Authority	Moderately Equipped	Minimal Activity
Delaware												
Florida	Strong Authority	Minimally Equipped	Very Active	Strong Authority	Minimally Equipped	Moderate Activity	Strong Authority	Minimally Equipped	Minimal Activity	Strong Authority	Minimally Equipped	Very Active
Georgia	Strong Authority	Moderately Equipped	Moderate Activity	Strong Authority	Moderately Equipped	Minimal Activity	Strong Authority	Moderately Equipped	Moderate Activity	Strong Authority	Minimally Equipped	Moderate Activity
Hawaii												
Idaho	Minimal Authority	Minimally Equipped	Moderate Activity	Strong Authority	Moderately Equipped	Moderate Activity	Minimal Authority	Minimally Equipped	Moderate Activity	Strong Authority	Moderately Equipped	Moderate Activity
Illinois	Strong Authority	Moderately Equipped	Moderate Activity	Minimal Authority	Fully Equipped	Not Active						
Indiana	Strong Authority	Moderately Equipped	Very Active	Minimal Authority	Moderately Equipped	Minimal Activity	Minimal Authority	Moderately Equipped	Minimal Activity	Strong Authority	Moderately Equipped	Minimal Activity
Iowa	Minimal Authority	Minimally Equipped	Minimal Activity	Minimal Authority	Minimally Equipped	Minimal Activity	No Authority	Not Applicable	Not Applicable	No Authority	Not Applicable	Not Applicable
Kansas	Strong Authority	Minimally Equipped	Very Active	Moderate Authority	Minimally Equipped	Minimal Activity	Moderate Authority	Minimally Equipped	Minimal Activity	Strong Authority	Minimally Equipped	Very Active
Kentucky	Strong Authority	Fully Equipped	Very Active	Moderate Authority	Fully Equipped	Moderate Activity	Minimal Authority	Fully Equipped	Not Active	Strong Authority	Moderately Equipped	Minimal Activity
Louisiana	Strong Authority	Moderately Equipped	Moderate Activity	Strong Authority	Moderately Equipped	Minimal Activity	Strong Authority	Moderately Equipped	Moderate Activity	Strong Authority	Moderately Equipped	Moderate Activity
Maine	Strong Authority	Fully Equipped	Very Active	Strong Authority	Fully Equipped	Moderate Activity	No Authority	Fully Equipped	Not Active	Strong Authority	Fully Equipped	Moderate Activity
Maryland	Minimal Authority	Not Equipped	Moderate Activity	Minimal Authority	Not Equipped	Not Active	Minimal Authority	Minimally Equipped	Moderate Activity	No Authority	Not Applicable	Minimal Activity
Massachusetts	No Authority	Moderately Equipped	Moderate Activity	No Authority	Moderately Equipped	Moderate Activity	No Authority	Not Applicable	Not Applicable	Strong Authority	Moderately Equipped	Moderate Activity
Michigan	Strong Authority	Minimally Equipped	Moderate Activity	Strong Authority	Minimally Equipped	Minimal Activity	Strong Authority	Minimally Equipped	Minimal Activity	Strong Authority	Minimally Equipped	Very Active
Minnesota	Moderate Authority	Minimally Equipped	Minimal Activity	Minimal Authority	Minimally Equipped	Minimal Activity	Minimal Authority	Minimally Equipped	Minimal Activity	Minimal Authority	Minimally Equipped	Moderate Activity
Mississippi	Strong Authority	Fully Equipped	Very Active	Strong Authority	Fully Equipped	Very Active	Strong Authority	Fully Equipped	Very Active	Strong Authority	Fully Equipped	Very Active
Missouri	Moderate Authority	Minimally Equipped	Minimal Activity	Minimal Authority	Minimally Equipped	Minimal Activity	No Authority	Moderately Equipped	Minimal Activity	Moderate Authority	Moderately Equipped	Moderate Activity
Montana	Moderate Authority	Minimally Equipped	Minimal Activity	Moderate Authority	Minimally Equipped	Minimal Activity	Moderate Authority	Moderately Equipped	Minimal Activity	Strong Authority	Minimally Equipped	Moderate Activity
Nebraska	Moderate Authority	Minimally Equipped	Minimal Activity	Moderate Authority	Moderately Equipped	Moderate Activity	Moderate Authority	Minimally Equipped	Minimal Activity	Moderate Authority	Minimally Equipped	Minimal Activity
Nevada	Moderate Authority	Minimally Equipped	Not Active	Strong Authority	Minimally Equipped	Minimal Activity	Minimal Authority	Minimally Equipped	Not Active	Minimal Authority	Moderately Equipped	Minimal Activity
New Hampshire	Moderate Authority	Minimally Equipped	Not Active	No Authority	Not Applicable	Not Applicable						
New Jersey	Moderate Authority	Minimally Equipped	Minimal Activity	Moderate Authority	Minimally Equipped	Minimal Activity	Minimal Authority	Minimally Equipped	Minimal Activity	Moderate Authority	Minimally Equipped	Minimal Activity
New Mexico	Strong Authority	Minimally Equipped	Very Active	Minimal Authority	Minimally Equipped	Minimal Activity						
New York	Strong Authority	Fully Equipped	Very Active	No Authority	Minimally Equipped	Minimal Activity	No Authority	Minimally Equipped	Minimal Activity	Strong Authority	Fully Equipped	Very Active
North Carolina	Strong Authority	Moderately Equipped	Very Active	Moderate Authority	Moderately Equipped	Minimal Activity	Strong Authority	Moderately Equipped	Minimal Activity	Strong Authority	Moderately Equipped	Very Active
North Dakota	Strong Authority	Moderately Equipped	Moderate Activity	No Authority	Not Applicable	Not Applicable	Strong Authority	Fully Equipped	Minimal Activity	Strong Authority	Moderately Equipped	Moderate Activity
Ohio	Moderate Authority	Minimally Equipped	Minimal Activity	Moderate Authority	Minimally Equipped	Minimal Activity	Moderate Authority	Minimally Equipped	Minimal Activity	Moderate Authority	Moderately Equipped	Moderate Activity
Oklahoma	Strong Authority	Moderately Equipped	Moderate Activity	Strong Authority	Moderately Equipped	Moderate Activity	Strong Authority	Minimally Equipped	Minimal Activity	Strong Authority	Minimally Equipped	Minimal Activity
Oregon	Strong Authority	Moderately Equipped	Very Active	No Authority	Not Applicable	Not Applicable	Minimal Authority	Minimally Equipped	Minimal Activity	Strong Authority	Moderately Equipped	Very Active
Pennsylvania	Strong Authority	Fully Equipped	Very Active	Strong Authority	Fully Equipped	Not Active	Moderate Authority	Not Equipped	Not Active	Strong Authority	Moderately Equipped	Moderate Activity
Rhode Island	Strong Authority	Moderately Equipped	Moderate Activity	No Authority	Not Applicable	Not Applicable	No Authority	Not Applicable	Not Applicable	Strong Authority	Moderately Equipped	Very Active
South Carolina	Strong Authority	Moderately Equipped	Moderate Activity	Strong Authority	Moderately Equipped	Moderate Activity	Strong Authority	Moderately Equipped	Moderate Activity	Strong Authority	Moderately Equipped	Moderate Activity
South Dakota	Strong Authority	Fully Equipped	Very Active	Strong Authority	Fully Equipped	Minimal Activity	Strong Authority	Fully Equipped	Minimal Activity	Strong Authority	Fully Equipped	Moderate Activity
Tennessee												
Texas	Strong Authority	Moderately Equipped	Moderate Activity	Moderate Authority	Moderately Equipped	Moderate Activity	Strong Authority	Moderately Equipped	Moderate Activity	Strong Authority	Minimally Equipped	Moderate Activity
Utah	Strong Authority	Fully Equipped	Very Active	Moderate Authority	Moderately Equipped	Moderate Activity	Strong Authority	Moderately Equipped	Very Active	Strong Authority	Moderately Equipped	Moderate Activity

State	Executive			Legislative			Judicial			Local Government		
	Authority	Resources	Activity	Authority	Resources	Activity	Authority	Resources	Activity	Authority	Resources	Activity
Vermont	Strong Authority	Moderately Equipped	Very Active	Strong Authority	Moderately Equipped	Very Active	Strong Authority	Moderately Equipped	Very Active	Strong Authority	Moderately Equipped	Very Active
Virginia	Strong Authority	Minimally Equipped	Minimal Activity	Strong Authority	Minimally Equipped	Minimal Activity	Strong Authority	Minimally Equipped	Minimal Activity	Strong Authority	Moderately Equipped	Very Active
Washington	Strong Authority	Fully Equipped	Very Active	Strong Authority	Fully Equipped	Very Active	Minimal Authority	Fully Equipped	Very Active	Strong Authority	Fully Equipped	Very Active
West Virginia	Moderate Authority	Not Equipped	Minimal Activity	Minimal Authority	Not Equipped	Not Active	No Authority	Not Applicable	Not Applicable	Strong Authority	Moderately Equipped	Moderate Activity
Wisconsin	Strong Authority	Moderately Equipped	Moderate Activity	Strong Authority	Moderately Equipped	Not Active	Strong Authority	Moderately Equipped	Not Active	Strong Authority	Moderately Equipped	Very Active
Wyoming	Moderate Authority	Minimally Equipped	Moderate Activity	Moderate Authority	Minimally Equipped	Minimal Activity	Moderate Authority	Minimally Equipped	Minimal Activity	Moderate Authority	Minimally Equipped	Moderate Activity

District/Territory												
American Samoa	Moderate Authority	Minimally Equipped	Moderate Activity	Moderate Authority	Minimally Equipped	Moderate Activity	Moderate Authority	Not Equipped	Minimal Activity	Moderate Authority	Minimally Equipped	Minimal Activity
District of Columbia	Strong Authority	Minimally Equipped	Minimal Activity	Minimal Authority	Minimally Equipped	Minimal Activity	Minimal Authority	Minimally Equipped	Minimal Activity	Not Applicable	Not Applicable	Not Applicable
Guam												
Northern Marianas												
Puerto Rico							Minimal Authority	Minimally Equipped	Minimal Activity	Minimal Authority	Minimally Equipped	Minimal Activity
U.S. Virgin Islands				Moderate Authority	Not Equipped	Not Active	Moderate Authority	Not Equipped	Not Active	Not Applicable	Not Applicable	Not Applicable

Records Management Only Programs												
Maryland	Strong Authority	Fully Equipped	Very Active	Strong Authority	Fully Equipped	Very Active	Strong Authority	Fully Equipped	Very Active	Not Applicable	Not Applicable	Not Applicable
Michigan	Moderate Authority	Minimally Equipped	Moderate Activity	No Authority	Minimally Equipped	Minimal Activity	No Authority	Minimally Equipped	Minimal Activity	Minimal Authority	Not Equipped	Minimal Activity
Montana	Strong Authority	Minimally Equipped	Minimal Activity	Strong Authority	Minimally Equipped	Minimal Activity	Moderate Authority	Moderately Equipped	Moderate Activity	Moderate Authority	Moderately Equipped	Moderate Activity
Nebraska	Moderate Authority	Moderately Equipped	Moderate Activity	Moderate Authority	Moderately Equipped	Moderate Activity	Minimal Authority	Moderately Equipped	Minimal Activity	Minimal Authority	Moderately Equipped	Minimal Activity
Tennessee	Moderate Authority	Fully Equipped	Very Active	Moderate Authority	Fully Equipped	Very Active	Moderate Authority	Fully Equipped	Very Active	Moderate Authority	Fully Equipped	Very Active
Wisconsin	Strong Authority	Moderately Equipped	Moderate Activity	Strong Authority	Moderately Equipped	Moderate Activity	Moderate Authority	Moderately Equipped	Moderate Activity	Moderate Authority	Moderately Equipped	Moderate Activity

TABLE 24. Other 1: Comparison by jurisdiction

State	Executive			Legislative			Judicial			Local Government		
	Authority	Resources	Activity	Authority	Resources	Activity	Authority	Resources	Activity	Authority	Resources	Activity
Alabama	Moderate Authority	Moderately Equipped	Moderate Activity	Not Applicable	Not Applicable	Not Applicable	Not Applicable	Not Applicable	Not Applicable	Moderate Authority	Moderately Equipped	Moderate Activity
Alaska	Strong Authority	Moderately Equipped	Moderate Activity	Not Applicable	Not Applicable	Not Applicable	Not Applicable	Not Applicable	Not Applicable	Minimal Authority	Minimally Equipped	Minimal Activity
Arizona	Strong Authority	Moderately Equipped	Moderate Activity	Minimal Authority	Minimally Equipped	Moderate Activity	Minimal Authority	Minimally Equipped	Moderate Activity	Moderate Authority	Minimally Equipped	Minimal Activity
Arkansas	Not Applicable	Not Applicable	Not Applicable	Not Applicable	Not Applicable	Not Applicable	Not Applicable	Not Applicable	Not Applicable	Minimal Authority	Minimally Equipped	Minimal Activity
California												
Colorado	Moderate Authority	Minimally Equipped	Minimal Activity	Not Applicable	Not Applicable	Not Applicable	Moderate Authority	Minimally Equipped	Not Active	Moderate Authority	Minimally Equipped	Not Active
Connecticut	Not Applicable	Not Applicable	Not Applicable	No Authority	Not Applicable	Not Applicable	No Authority	Not Applicable	Not Applicable	Strong Authority	Moderately Equipped	Minimal Activity
Delaware												
Florida	Not Applicable	Not Applicable	Not Applicable	Not Applicable	Not Applicable	Not Applicable	Not Applicable	Not Applicable	Not Applicable	Strong Authority	Minimally Equipped	Very Active
Georgia	Strong Authority	Minimally Equipped	Moderate Activity	Moderate Authority	Minimally Equipped	Minimal Activity	Not Applicable	Not Applicable	Not Applicable	Strong Authority	Minimally Equipped	Moderate Activity
Hawaii												
Idaho	Not Applicable	Not Applicable	Not Applicable	Moderate Authority	Moderately Equipped	Minimal Activity	Not Applicable	Not Applicable	Not Applicable	Strong Authority	Moderately Equipped	Moderate Activity
Illinois	Not Applicable	Not Applicable	Not Applicable	Not Applicable	Not Applicable	Not Applicable						
Indiana	Not Applicable	Not Applicable	Not Applicable	Not Applicable	Not Applicable	Not Applicable	Not Applicable	Not Applicable	Not Applicable	Strong Authority	Moderately Equipped	Minimal Activity
Iowa	Not Applicable	Not Applicable	Not Applicable	Not Applicable	Not Applicable	Not Applicable	Not Applicable	Not Applicable	Not Applicable	No Authority	Not Applicable	Not Applicable
Kansas	Not Applicable	Not Applicable	Not Applicable	Not Applicable	Not Applicable	Not Applicable	Not Applicable	Not Applicable	Not Applicable	Strong Authority	Minimally Equipped	Very Active
Kentucky	Not Applicable	Not Applicable	Not Applicable	Not Applicable	Not Applicable	Not Applicable	Not Applicable	Not Applicable	Not Applicable	Strong Authority	Moderately Equipped	Minimal Activity
Louisiana	Not Applicable	Not Applicable	Not Applicable	Not Applicable	Not Applicable	Not Applicable	Not Applicable	Not Applicable	Not Applicable	Strong Authority	Moderately Equipped	Moderate Activity
Maine	Not Applicable	Not Applicable	Not Applicable	Not Applicable	Not Applicable	Not Applicable	Not Applicable	Not Applicable	Not Applicable	Strong Authority	Fully Equipped	Moderate Activity
Maryland	Moderate Authority	Minimally Equipped	Moderate Activity	Not Applicable	Not Applicable	Not Applicable	Not Applicable	Not Applicable	Not Applicable	No Authority	Not Applicable	Minimal Activity
Massachusetts	Not Applicable	Not Applicable	Not Applicable	Not Applicable	Not Applicable	Not Applicable	Not Applicable	Not Applicable	Not Applicable	Strong Authority	Moderately Equipped	Moderate Activity
Michigan	Not Applicable	Not Applicable	Not Applicable	Not Applicable	Not Applicable	Not Applicable	Not Applicable	Not Applicable	Not Applicable	Strong Authority	Minimally Equipped	Very Active
Minnesota	Not Applicable	Not Applicable	Not Applicable	Not Applicable	Not Applicable	Not Applicable	Not Applicable	Not Applicable	Not Applicable	Minimal Authority	Minimally Equipped	Moderate Activity
Mississippi	Not Applicable	Not Applicable	Not Applicable	Not Applicable	Not Applicable	Not Applicable	Not Applicable	Not Applicable	Not Applicable	Strong Authority	Fully Equipped	Very Active
Missouri	Strong Authority	Moderately Equipped	Moderate Activity	Not Applicable	Not Applicable	Not Applicable	Moderate Authority	Moderately Equipped	Very Active	Moderate Authority	Moderately Equipped	Moderate Activity
Montana	Moderate Authority	Moderately Equipped	Moderate Activity	Minimal Authority	Minimally Equipped	Moderate Activity	Minimal Authority	Moderately Equipped	Minimal Activity	Strong Authority	Minimally Equipped	Moderate Activity
Nebraska	Not Applicable	Not Applicable	Not Applicable	Not Applicable	Not Applicable	Not Applicable	Not Applicable	Not Applicable	Not Applicable	Moderate Authority	Minimally Equipped	Minimal Activity
Nevada	Strong Authority	Minimally Equipped	Minimal Activity	Moderate Authority	Minimally Equipped	Minimal Activity	No Authority	Minimally Equipped	Not Active	Minimal Authority	Moderately Equipped	Minimal Activity
New Hampshire	Not Applicable	Not Applicable	Not Applicable	Not Applicable	Not Applicable	Not Applicable						
New Jersey	Not Applicable	Not Applicable	Not Applicable	Not Applicable	Not Applicable	Not Applicable	Not Applicable	Not Applicable	Not Applicable	Moderate Authority	Minimally Equipped	Minimal Activity
New Mexico	Not Applicable	Not Applicable	Not Applicable	Not Applicable	Not Applicable	Not Applicable						
New York	Not Applicable	Not Applicable	Not Applicable	Not Applicable	Not Applicable	Not Applicable	Not Applicable	Not Applicable	Not Applicable	Strong Authority	Fully Equipped	Very Active
North Carolina	Not Applicable	Not Applicable	Not Applicable	Not Applicable	Not Applicable	Not Applicable	Not Applicable	Not Applicable	Not Applicable	Strong Authority	Moderately Equipped	Very Active
North Dakota	Not Applicable	Not Applicable	Not Applicable	Not Applicable	Not Applicable	Not Applicable	Not Applicable	Not Applicable	Not Applicable	Strong Authority	Moderately Equipped	Moderate Activity
Ohio	Not Applicable	Not Applicable	Not Applicable	Not Applicable	Not Applicable	Not Applicable	Not Applicable	Not Applicable	Not Applicable	Moderate Authority	Moderately Equipped	Moderate Activity
Oklahoma	Strong Authority	Moderately Equipped	Moderate Activity	Strong Authority	Moderately Equipped	Moderate Activity	Not Applicable	Not Applicable	Not Applicable	Strong Authority	Minimally Equipped	Minimal Activity
Oregon	Strong Authority	Fully Equipped	Very Active	Not Applicable	Not Applicable	Not Applicable	Not Applicable	Not Applicable	Not Applicable	Strong Authority	Moderately Equipped	Very Active
Pennsylvania	Not Applicable	Not Applicable	Not Applicable	Not Applicable	Not Applicable	Not Applicable	Not Applicable	Not Applicable	Not Applicable	Strong Authority	Moderately Equipped	Moderate Activity
Rhode Island	Not Applicable	Not Applicable	Not Applicable	Not Applicable	Not Applicable	Not Applicable	Not Applicable	Not Applicable	Not Applicable	Strong Authority	Moderately Equipped	Very Active
South Carolina	Not Applicable	Not Applicable	Not Applicable	Not Applicable	Not Applicable	Not Applicable	Not Applicable	Not Applicable	Not Applicable	Strong Authority	Moderately Equipped	Moderate Activity
South Dakota	Not Applicable	Not Applicable	Not Applicable	Not Applicable	Not Applicable	Not Applicable	Not Applicable	Not Applicable	Not Applicable	Strong Authority	Fully Equipped	Moderate Activity
Tennessee												
Texas	Not Applicable	Not Applicable	Not Applicable	Not Applicable	Not Applicable	Not Applicable	Not Applicable	Not Applicable	Not Applicable	Strong Authority	Minimally Equipped	Moderate Activity

	Executive			Legislative			Judicial			Local Government		
State	Authority	Resources	Activity	Authority	Resources	Activity	Authority	Resources	Activity	Authority	Resources	Activity
Utah	Not Applicable	Not Applicable	Not Applicable	Moderate Authority	Moderately Equipped	Moderate Activity	Moderate Authority	Moderately Equipped	Moderate Activity	Strong Authority	Moderately Equipped	Moderate Activity
Vermont	Not Applicable	Not Applicable	Not Applicable	Not Applicable	Not Applicable	Not Applicable	Not Applicable	Not Applicable	Not Applicable	Strong Authority	Moderately Equipped	Very Active
Virginia	Not Applicable	Not Applicable	Not Applicable	Not Applicable	Not Applicable	Not Applicable	Not Applicable	Not Applicable	Not Applicable	Strong Authority	Moderately Equipped	Very Active
Washington	Not Applicable	Not Applicable	Not Applicable	Not Applicable	Not Applicable	Not Applicable	Not Applicable	Not Applicable	Not Applicable	Strong Authority	Fully Equipped	Very Active
West Virginia	Not Applicable	Not Applicable	Not Applicable	Not Applicable	Not Applicable	Not Applicable	Not Applicable	Not Applicable	Not Applicable	Strong Authority	Moderately Equipped	Moderate Activity
Wisconsin	Not Applicable	Not Applicable	Not Applicable	Strong Authority	Moderately Equipped	Not Active	Strong Authority	Minimally Equipped	Minimal Activity	Strong Authority	Moderately Equipped	Very Active
Wyoming	Not Applicable	Not Applicable	Not Applicable	Not Applicable	Not Applicable	Not Applicable	Not Applicable	Not Applicable	Not Applicable	Moderate Authority	Minimally Equipped	Moderate Activity

District/Territory												
American Samoa	Not Applicable	Not Applicable	Not Applicable	Not Applicable	Not Applicable	Not Applicable	Moderate Authority	Minimally Equipped	Minimal Activity	Moderate Authority	Minimally Equipped	Minimal Activity
District of Columbia	Not Applicable	Not Applicable	Not Applicable	Not Applicable	Not Applicable	Not Applicable	Not Applicable	Not Applicable	Not Applicable	Not Applicable	Not Applicable	Not Applicable
Guam												
Northern Marianas												
Puerto Rico										Minimal Authority	Minimally Equipped	Minimal Activity
U.S. Virgin Islands	Not Applicable	Not Applicable	Not Applicable	Not Applicable	Not Applicable	Not Applicable	Not Applicable	Not Applicable	Not Applicable	Not Applicable	Not Applicable	Not Applicable

Records Management Only Programs												
Maryland	Moderate Authority	Moderately Equipped	Moderate Activity	Strong Authority	Fully Equipped	Moderate Activity	Strong Authority	Moderately Equipped	Moderate Activity	Strong Authority	Moderately Equipped	Very Active
Michigan	Moderate Authority	Minimally Equipped	Minimal Activity	Moderate Authority	Minimally Equipped	Not Active	Moderate Authority	Minimally Equipped	Not Active	No Authority	Minimally Equipped	Not Active
Montana	Moderate Authority	Moderately Equipped	Moderate Activity	Moderate Authority	Moderately Equipped	Moderate Activity	Moderate Authority	Moderately Equipped	Moderate Activity	Moderate Authority	Moderately Equipped	Moderate Activity
Nebraska	Minimal Authority	Minimally Equipped	Minimal Activity	Minimal Authority	Minimally Equipped	Minimal Activity	Minimal Authority	Minimally Equipped	Minimal Activity	Minimal Authority	Minimally Equipped	Minimal Activity
Tennessee	Not Applicable	Not Applicable	Not Applicable	Not Applicable	Not Applicable	Not Applicable	Not Applicable	Not Applicable	Not Applicable	Not Applicable	Not Applicable	Not Applicable
Wisconsin	Moderate Authority	Moderately Equipped	Moderate Activity	Moderate Authority	Moderately Equipped	Minimal Activity	Not Applicable	Not Applicable	Not Applicable	Not Applicable	Not Applicable	Not Applicable

State	Executive			Legislative			Judicial			Local Government		
	Authority	Resources	Activity	Authority	Resources	Activity	Authority	Resources	Activity	Authority	Resources	Activity
Vermont	Not Applicable	Not Applicable	Not Applicable	Not Applicable	Not Applicable	Not Applicable	Not Applicable	Not Applicable	Not Applicable	Not Applicable	Not Applicable	Not Applicable
Virginia	Not Applicable	Not Applicable	Not Applicable	Not Applicable	Not Applicable	Not Applicable	Not Applicable	Not Applicable	Not Applicable	Not Applicable	Not Applicable	Not Applicable
Washington	Not Applicable	Not Applicable	Not Applicable	Not Applicable	Not Applicable	Not Applicable	Not Applicable	Not Applicable	Not Applicable	Not Applicable	Not Applicable	Not Applicable
West Virginia	Not Applicable	Not Applicable	Not Applicable	Not Applicable	Not Applicable	Not Applicable	Not Applicable	Not Applicable	Not Applicable	Not Applicable	Not Applicable	Not Applicable
Wisconsin	Not Applicable	Not Applicable	Not Applicable	Not Applicable	Not Applicable	Not Applicable	Strong Authority	Minimally Equipped	Minimal Activity	Strong Authority	Not Equipped	Not Applicable
Wyoming	Not Applicable	Not Applicable	Not Applicable	Not Applicable	Not Applicable	Not Applicable	Not Applicable	Not Applicable	Not Applicable	Not Applicable	Not Applicable	Not Applicable

District/Territory												
American Samoa	Not Applicable	Not Applicable	Not Applicable	Not Applicable	Not Applicable	Not Applicable	Moderate Authority	Minimally Equipped	Minimal Activity	Strong Authority	Minimally Equipped	Very Active
District of Columbia	Not Applicable	Not Applicable	Not Applicable	Not Applicable	Not Applicable	Not Applicable	Not Applicable	Not Applicable	Not Applicable	Not Applicable	Not Applicable	Not Applicable
Guam												
Northern Marianas												
Puerto Rico												
U.S. Virgin Islands	Not Applicable	Not Applicable	Not Applicable	Not Applicable	Not Applicable	Not Applicable	Not Applicable	Not Applicable	Not Applicable	Not Applicable	Not Applicable	Not Applicable

Records Management Only Programs												
Maryland	Moderate Authority	Moderately Equipped	Moderate Activity	Moderate Authority	Moderately Equipped	Minimal Activity	Moderate Authority	Moderately Equipped	Minimal Activity	Strong Authority	Moderately Equipped	Very Active
Michigan	Not Applicable	Not Applicable	Not Applicable	Not Applicable	Not Applicable	Not Applicable	Not Applicable	Not Applicable	Not Applicable	Not Applicable	Not Applicable	Not Applicable
Montana	Moderate Authority	Moderately Equipped	Moderate Activity	Moderate Authority	Moderately Equipped	Moderate Activity	Moderate Authority	Moderately Equipped	Moderate Activity	Moderate Authority	Moderately Equipped	Moderate Activity
Nebraska	Minimal Authority	Minimally Equipped	Minimal Activity	Minimal Authority	Minimally Equipped	Minimal Activity	Minimal Authority	Minimally Equipped	Minimal Activity	Minimal Authority	Minimally Equipped	Minimal Activity
Tennessee	Not Applicable	Not Applicable	Not Applicable	Not Applicable	Not Applicable	Not Applicable	Not Applicable	Not Applicable	Not Applicable	Not Applicable	Not Applicable	Not Applicable
Wisconsin	Moderate Authority	Moderately Equipped	Moderate Activity	Not Applicable	Not Applicable	Not Applicable	Not Applicable	Not Applicable	Not Applicable	Not Applicable	Not Applicable	Not Applicable

State	Executive			Legislative			Judicial			Local Government		
	Authority	Resources	Activity	Authority	Resources	Activity	Authority	Resources	Activity	Authority	Resources	Activity
Vermont	Not Applicable	Not Applicable	Not Applicable	Not Applicable	Not Applicable	Not Applicable	Not Applicable	Not Applicable	Not Applicable	Not Applicable	Not Applicable	Not Applicable
Virginia	Not Applicable	Not Applicable	Not Applicable	Not Applicable	Not Applicable	Not Applicable	Not Applicable	Not Applicable	Not Applicable	Not Applicable	Not Applicable	Not Applicable
Washington	Not Applicable	Not Applicable	Not Applicable	Not Applicable	Not Applicable	Not Applicable	Not Applicable	Not Applicable	Not Applicable	Not Applicable	Not Applicable	Not Applicable
West Virginia	Not Applicable	Not Applicable	Not Applicable	Not Applicable	Not Applicable	Not Applicable	Not Applicable	Not Applicable	Not Applicable	Not Applicable	Not Applicable	Not Applicable
Wisconsin	Not Applicable	Not Applicable	Not Applicable	Not Applicable	Not Applicable	Not Applicable	Strong Authority	Minimally Equipped	Not Active	Not Applicable	Not Applicable	Not Applicable
Wyoming	Not Applicable	Not Applicable	Not Applicable	Not Applicable	Not Applicable	Not Applicable	Not Applicable	Not Applicable	Not Applicable	Not Applicable	Not Applicable	Not Applicable

District/Territory												
American Samoa	Not Applicable	Not Applicable	Not Applicable	Not Applicable	Not Applicable	Not Applicable	Moderate Authority	Minimally Equipped	Minimal Activity	Strong Authority	Minimally Equipped	Very Active
District of Columbia	Not Applicable	Not Applicable	Not Applicable	Not Applicable	Not Applicable	Not Applicable	Not Applicable	Not Applicable	Not Applicable	Not Applicable	Not Applicable	Not Applicable
Guam												
Northern Marianas												
Puerto Rico												
U.S. Virgin Islands	Not Applicable	Not Applicable	Not Applicable	Not Applicable	Not Applicable	Not Applicable	Not Applicable	Not Applicable	Not Applicable	Not Applicable	Not Applicable	Not Applicable

Records Management Only Programs												
Maryland	Moderate Authority	Moderately Equipped	Moderate Activity	Moderate Authority	Moderately Equipped	Minimal Activity	Moderate Authority	Moderately Equipped	Moderate Activity	Strong Authority	Moderately Equipped	Very Active
Michigan	Not Applicable	Not Applicable	Not Applicable	Not Applicable	Not Applicable	Not Applicable	Not Applicable	Not Applicable	Not Applicable	Not Applicable	Not Applicable	Not Applicable
Montana	Moderate Authority	Moderately Equipped	Moderate Activity	Moderate Authority	Moderately Equipped	Moderate Activity	Moderate Authority	Moderately Equipped	Moderate Activity	Moderate Authority	Moderately Equipped	Moderate Activity
Nebraska	Minimal Authority	Minimally Equipped	Minimal Activity	Minimal Authority	Minimally Equipped	Minimal Activity	Minimal Authority	Minimally Equipped	Minimal Activity	Minimal Authority	Minimally Equipped	Minimal Activity
Tennessee	Not Applicable	Not Applicable	Not Applicable	Not Applicable	Not Applicable	Not Applicable	Not Applicable	Not Applicable	Not Applicable	Not Applicable	Not Applicable	Not Applicable
Wisconsin	Strong Authority	Moderately Equipped	Moderate Activity	Not Applicable	Not Applicable	Not Applicable	Not Applicable	Not Applicable	Not Applicable	Not Applicable	Not Applicable	Not Applicable

TABLE 27. *Description of any “Other” additions rated: Comparison by jurisdiction*

State	Executive	Legislative	Judicial	Local Government
Alabama				
Alaska				
Arizona				
Arkansas				
California				
Colorado				
Connecticut				
Delaware				
Florida				
Georgia				
Hawaii				
Idaho				
Illinois				
Indiana				
Iowa				
Kansas				
Kentucky			The State Libraries, Archives and Records Commission approves records retention schedules developed by this division, in conjunction with state and local agencies.	
Louisiana				
Maine				The Maine State Archives provides grants to local government agencies in support of records-related activities.
Maryland	4.1I Artistic Property: Care and preservation of state-owned art collection			
Massachusetts				
Michigan				
Minnesota				
Mississippi				
Missouri	4.1I - 41N would include both executive agencies inside and outside the Governor's administration as well as boards and commissions and other independent state agencies.	The records of individual legislators are not considered in these responses.	The answers to 4.3I refers to permanent local court records. All answers in the section before 4.3I refer to the Missouri Supreme Court and Missouri Appeals Courts.	
Montana				
Nebraska				
Nevada				
New Hampshire				
New Jersey				
New Mexico				
New York				
North Carolina				
North Dakota				

State	Executive	Legislative	Judicial	Local Government
Ohio				
Oklahoma				
Oregon				
Pennsylvania				Municipal Authorities
Rhode Island				
South Carolina				
South Dakota				
Tennessee				
Texas				
Utah				
Vermont				
Virginia				
Washington				
West Virginia				
Wisconsin				
Wyoming				

District/Territory				
American Samoa				
District of Columbia				
Guam				
Northern Marianas				
Puerto Rico				
U.S. Virgin Islands				

Records Management Only Programs				
Maryland				
Michigan	Other 1 - Electronic Signature service (Michigan RMS began providing this service in March 2020)	Other 1 - Electronic Signature service	Other 1 - Electronic Signature Service	Other 1 - Electronic Signature Service
Montana				
Nebraska				
Tennessee				
Wisconsin				

STAFFING

TABLE 28. Full Time Employees by Division*

1.1.1 State or Territory Reporting	Archives				Conservation				Records Management				Other				Total	Contractors
	Administrative/ Managerial	Professional	Technical/ Paraprofessional	Support/ Clerical	Administrative/ Managerial	Professional	Technical/ Paraprofessional	Support/ Clerical	Administrative/ Managerial	Professional	Technical/ Paraprofessional	Support/ Clerical	Administrative/ Managerial	Professional	Technical/ Paraprofessional	Support/ Clerical	Total FTEs in the above categories	Number of total FTEs who are contractors
Alabama	6	14	3.5	2	0	0	0	0	1	5	1	0.5	6	4	2	1	46	0
Alaska	1	3	1	1	0	0	0	0	0	2	3	0	0	0	0	0	11	0
Arizona	1	45	3	2	0.5	1	0	0.5	0.5	1	0	0.5	0	0	0	0	14	0
Arkansas	5	5	7	3	0	1	1	0	1	0	0	0	3	0		0	26	0
California	-	-	-	-	-	-	-	-	-	-	-	-	-	-	-	-	-	-
Colorado	2	3	1	2.4	0	0	0	0		3.4	0	0	0	0	0	0	9.8	0
Connecticut	1	3	1	0.9	0	0	0	0	1	2	0	2.9	0	0	0	0	11.8	0
Delaware	5	25	0	0	included in above				1	5	3			2			41	1
Florida	2.5	15.5	7.8	1.5	0	0	0	0	1.5	6	6	0.5	0	0	0	0	41.3	0
Georgia	2	7	3	2.25	0	1	1	0	1	3	1	3.5	1	0	0	2.5	28.25	1
Hawaii	-	-	-	-	-	-	-	-	-	-	-	-	-	-	-	-	-	-
Idaho	1	5	3	0.5	0	0	0	0		0	2	0	0	0	0	0	12.5	0
Illinois	3	6.5	0	2	0	2	0	0	3	11	0	4.5	2	11	0	0	45	0
Indiana	-	-	-	-	-	-	-	-	-	-	-	-	-	-	-	-	-	-
Iowa	1	2	1	0	0	0	0	0									4	0
Kansas	0.2	1.7	0.05	0.25	0	0	0	0	0.2	0.8	0.05	0.25	0	0	0	0	3.5	0
Kentucky	3	4	0	2	0	0	0	0	2	2	0	5	0	0	0	2	20	1 at State Records Center
Louisiana	5	10	0	2	0	0	0	0	2	5	0	4	1	1	1		31	0
Maine	3	2	0	1	0	0	0	0	2	3	3		0	0	0	0	14	0
Maryland	16	27	7	3	0	0	2	0	2	0	0	3	3	3	5	0	71	0
Massachusetts	1.5	9.5	0.5	5.5	0	0	0	0	1	0.5	2.5	0	0	0	0	5	26	5
Michigan	1	9	1	0	0	0	0	0	0	0	0	0					11	0
Minnesota	2	9	0	0	0	0	0	0	0	0	0	0	0	0	0	0	11	0
Mississippi	1	30	0	0	0	0	0	0	1	6	0	0	0	0	0	0	38	0
Missouri	3	13	4	0	0	4	1	0	4	2	14	1	3	10	1	1	61	0
Montana	2	5	0.6	0.5	0	0	0	0	0.5	0.5	0	0	0	0	0	0	8.1	0
Nebraska	1	0.5	0.5	2	0	0	0	0					0	0	0	0	4	0
Nevada	1	2	0.5	0	0	0	0	0	1	2	0	2	0	0	0	0	8.5	0
New Hampshire	1	0	2	2	0	0	0	0	1	0	0	2.5	0	0	0	0	9	0
New Jersey	2	6	3	5.5	0	0	0	0	0	0	0	0	0	0	0	0	16.5	1
New Mexico	2	2	0	2	0	0	0	0	0	0	0	0	0	0	0	0	6	0
New York	1	17	2	9	0	1	1	0	1	16	0	8	1	8	0	1	66	0
North Carolina	4	27	4	2	1	1	1	0	2	10	12	1	1	0	1	2	69	0
North Dakota	3	5	1			1											10	0
Ohio	1	6	1	0	0	0	0	0	0	0	0	0	0	0	0	0	8	0
Oklahoma	0.5	1.75	0.75	1	0	0	0	0	0.5	0.25	0.25	0	0	0	0	0	5	0
Oregon	1	6		1.75	0	0	0	0	1	4	0	3	2	2	1	0	21.75	0
Pennsylvania	2	14.25	1	5	0	0	0	0	1	1.75	4	0	0		3	1	33	4
Rhode Island	1	3	0	0	0	0	0	0	0	1	0	0	0	0	0	0	5	0

1.1.1 State or Territory Reporting	Archives				Conservation				Records Management				Other				Total	Contractors
	Administrative/ Managerial	Professional	Technical/ Paraprofessional	Support/ Clerical	Administrative/ Managerial	Professional	Technical/ Paraprofessional	Support/ Clerical	Administrative/ Managerial	Professional	Technical/ Paraprofessional	Support/ Clerical	Administrative/ Managerial	Professional	Technical/ Paraprofessional	Support/ Clerical	Total FTEs in the above categories	Number of total FTEs who are contractors
South Carolina	3.5	7	0	1	0	0.5	0	0	1.5	4.5	0	1	0	0	0	0	19	0
South Dakota	1	5	3	1	0	0	0	0	0	0	0	0	0	0	0	0	10	2
Tennessee	6	15	19	3		1	1	0	1	0	4	1					51	0
Texas	2	15	0	2	0	1	0	0	0	0	0	0	2	7	7	2	38	0
Utah	-	-	-	-	-	-	-	-	-	-	-	-	-	-	-	-	-	-
Vermont	0.5	3	1		0	0	0	0	0.5	5	4			2	1	2	19	0
Virginia	2.5	19	3	0.5	1.5	4	3	0.5	2	3	5	1	0.5	4	0	0	49.5	0
Washington	6	17	1	1	0	0	0	0	2	7	5	0	1	0	5	0	45	0
West Virginia	2	13	0	1	0	0	0	0	0	2	0	0	0	0	0	0	18	0
Wisconsin	4	14	0	1	0	1	0	0	2	4	5	0	0	3	0	0	34	0
Wyoming	0	4	0	0	0	0	0	0	1	0	4	0	1	0	5	0	15	0

District/Territory																		
American Samoa	0.66	0.33	0	1	0.66	0.33	0	1	0.66	0.33	0	1	0	0	0	0	6	0
District of Columbia	0.7	2	0	0.7	0	0	0	0	0.3	1	0	0	1	0	0	0.3	6	0
Guam	-	-	-	-	-	-	-	-	-	-	-	-	-	-	-	-	-	-
Northern Marianas	-	-	-	-	-	-	-	-	-	-	-	-	-	-	-	-	-	-
Puerto Rico	1	8	0	0	0	0	0	0	0	2	0	0	0	0	0	0	11	0
U.S. Virgin Islands	0	0	0	0	0	0	0	0	0	0	0	0	0	0	0	0	0	0

Records Management Only Programs																		
Maryland									2	2	1	1					6	2
Michigan									3	5	2	3					13	0
Montana									1			0.5					1.5	0
Nebraska									1	1	4	1					7	0
Tennessee									3	3		2					8	0
Wisconsin									2	2	5						9	0

*As reported, not independently added from other data.

TABLE 29. Comparison of FTEs from FY2016 to FY2020

State	Archives Totals			Conservation Totals			Records Management Totals			Other Totals			Complete Totals		
	FY2016	FY2018	FY2020	FY2016	FY2018	FY2020	FY2016	FY2018	FY2020	FY2016	FY2018	FY2020	FY2016	FY2018	FY2020
Alabama	18.58	20	26	0	0	0	6.83	4	7.5	20.54	26	13	45.95	50	46
Alaska	6	6	6	0	0	0	6	5	5	0	0	3	12	11	11
Arizona	8	7	51	1	1	2	10	4	2	0	0	0	19	12	14
Arkansas	18	18	20	2	2	2	1	1	1	4	4	3	25	25	26
California	26	26	-	2	2	-	3	3	-	0	0	-	31	31	-
Colorado	3.5	7.9	8	0	0	0	2.5	2.9	3.4	1	0	0	7	9.8	9.8
Connecticut	4.8	4.8	6	0	0	0	5.6	4.6	5.8	1	1	0	10.4	9.4	11.8
Delaware			30			Included in Archives			9			2			41
Florida	25	27.3	27	0	0	0	12.5	14	14	0	0	0	37.5	41.3	41.3
Georgia	11	13.5	14	5	2	2	6	8.5	8.5	3	4	3.5	25	28	28.25
Hawaii	16	14	-	0	0	-	3	4	-	0	2	-	19	19	-
Idaho	9	9.5	10	0	0	0	2	3	2	0	0	0	11	14	12.5
Illinois	12	12	12	1	1	2	18.5	18.5	18.5	14	14	13	45.5	45.5	45
Indiana	7.5	9	-	1	1	-	10	10	-	11.5	9	-	30	29	-
Iowa	3.5	2.75	4	0	0	0	1.5	0.75		0	8.5	0	5	14	4
Kansas	2.275	2.65	2	0	0	0	1.675	1.75	1.75	0	0	0	3.95	3.5	3.5
Kentucky	12	9	9	2	0	0	20	6	9	17	2	2	51	21	20
Louisiana		17	17		0	0		9	11		5	3		31	31
Maine	7.5	5	6	0	0	0	6.5	11.5	8	0	0	0	14	15.5	14
Maryland	54	53	53	2	2	2	5	5	5	15	15	11	76	75	71
Massachusetts	14.5	17	17			0	5.5	4	4		0	5		20	26
Michigan		12	11	0	0	0			0	0	0	0	20	12	11
Minnesota		11	11			0		0	0		0	0		11	11
Mississippi	25	32	31	0	0	0	11	7	7	4	0	0	40	39	38
Missouri	16.25	18.25	26	4	4	5	33.5	21.5	21	14	14	15	57.75	57.75	61
Montana	7	9	8	0	0	0	9.5	0	1	10	0	0	26.5	9	8.1
Nebraska	2	2	4	0	0	0	8	4.5	0	0	0	0	10	6.5	4
Nevada	3.5	3.5	4	0	0	0	5	5	5	4	3	0	12.5	11.5	8.5
New Hampshire		4	5		0	0		3	3.5		0	0		7.5	9
New Jersey	13.7	15	17	0	0	0		0	0	0	0	0	13.7	15	16.5
New Mexico	8	3	6	0	0	0	12	6	0	5	24	0	25	37	6
New York	29	29	29	3	3	2	24	25	25	8	10	10	64	68	66
North Carolina	36	35	37	2	3	3	26	25	25	4	4	4	68	67	69
North Dakota	13	12	9	0	0	1	0	0	0	0	0	0	13	12	10
Ohio	9.33	10.33	8	0	0	0	0	0	0	0	0	0	9.33	10.33	8
Oklahoma	5	5	4	0	0	0	1	1	1	0	0	0	6	6	5
Oregon	7	7.75	9	0	0	0	9	9	8	4	4	5	20	21.75	21.75
Pennsylvania	20.25	25.25	22	0	0	0	7.25	7.25	6.75	4	1	4	31.5	33.5	33
Rhode Island	4	2	4	0	0	0	3.5	2	1	0.5	1	0	8	5	5
South Carolina	11	12	12	0	1	0.5	6	6	7	0	0	0	17	18	19
South Dakota	11	10	10	0	0	0	0	0	0	0	0	0	11	10	10
Tennessee		13	43		2	2		0	6		13	0		28	51
Texas	21	20	19	1	1	1	26	56	0	16.75	17	18	64.75	38	38
Utah	9	15	-	0	0	-	8	9	-	5	4	-	26	28	-

State	Archives Totals			Conservation Totals			Records Management Totals			Other Totals			Complete Totals		
	FY2016	FY2018	FY2020	FY2016	FY2018	FY2020	FY2016	FY2018	FY2020	FY2016	FY2018	FY2020	FY2016	FY2018	FY2020
Vermont	3	6	5	4	0	0	6	7.5	9.5	4	5	5	13	18.5	19
Virginia	31	29	25	0	7.5	9	10.5	10.5	11	7.5	3.5	4.5	58.5	51	49.5
Washington	27	29	25	9.5	0	0	11	13	14	6	6	6	44	48	45
West Virginia	16	16	16	0	0	0	3	2	2	0	0	0	19	18	18
Wisconsin	22	19	19	7	4	1	10	11	11	0	0	3	39	34	34
Wyoming	4	4	4	0	0	0	5	5	5	7	7	6	16	16	15

District/Territory															
American Samoa		3	2		0	2		5	2		0	0		8	6
District of Columbia	3	3.4	3	0	0	0	1	1.3	1.3	1	1.3	1.3	5	6	6
Guam						-			-			-			-
Northern Marianas	2	2		0	0	-	0	0	-	0	0	-	2	2	-
Puerto Rico			9			0			2			0			11
U.S. Virgin Islands	0.075		0	0		0	0.25		0	1		0	2		0

Records Management Only Programs															
Maryland															6
Michigan								15.75						15.75	13
Montana															1.5
Nebraska															6
Tennessee									8						8
Wisconsin									9						9

TABLE 30. Staff Changes of 10% or More with Comments

State	Has your staffing level changed significantly (by 10% or more) since the last survey?	If your staff increased or decreased by more than 10%, please provide the number of staff added/eliminated, functional areas affected, and the reason for the increase/decrease.
Alabama	Remained approximately the same	
Alaska	Remained approximately the same	
Arizona	Increase in number of FTEs	2 additional staff, we were incredibly understaffed and were able to secure an additional archivist and archives tech
Arkansas	Remained approximately the same	
California	-	
Colorado	Decrease in number of FTEs	1 FTE - Digital Archivist quit just prior to COVID. currently unable to fill position. 0.4 FTE - retired, position open but wanting to combine it with another open position for a higher salary.
Connecticut	Increase in number of FTEs	We able to add a Digital Preservation Archivist to the State Archives program and a Electronic Records Analyst to the Records Management Program due to the increase in the land records filing fee. One of the specific goals of the fee increase was provide funding for these two positions. The Electronic Records Analyst position off-sets a loss of a Records Analyst for State Agencies. The State Archivist changed a technical position from a part-time Storekeeper to a full-time Library Technical Assistant. The LTA job duties better matched the actual duties being performed and it was an opportunity to recognize a long serving employee by moving him into a job class where he was able to work full-time and had an opportunity for advancement. The State Librarian encouraged us to make the change because the timing was opportune.
Delaware	Remained approximately the same	
Florida	Remained approximately the same	
Georgia	Remained approximately the same	
Hawaii	-	
Idaho	Remained approximately the same	
Illinois	Remained approximately the same	
Indiana	-	
Iowa	Remained approximately the same	
Kansas	Remained approximately the same	
Kentucky	Remained approximately the same	
Louisiana	Remained approximately the same	
Maine	Remained approximately the same	
Maryland	Remained approximately the same	
Massachusetts	Remained approximately the same	
Michigan	Remained approximately the same	
Minnesota	Remained approximately the same	
Mississippi	Remained approximately the same	
Missouri	Remained approximately the same	
Montana	Remained approximately the same	
Nebraska	Decrease in number of FTEs	History Nebraska experienced retirements, namely Deputy Director (Admin.), Head of Reference Services, Assistant for Digital Imaging Lab. These individuals had worked for HN for over 30 years each. We have had staff members leave positions in Historic Preservation, Museum Education, and custodial positions over the past year. Two positions were recently re-hired, however, due to the pandemic, there was hiring freeze in our state for four-five months.
Nevada	Remained approximately the same	
New Hampshire	Increase in number of FTEs	1.0 FTE's added to scanning 0.5 FTE filling unfilled records clerk position
New Jersey	Remained approximately the same	
New Mexico	Remained approximately the same	
New York	Remained approximately the same	

State	Has your staffing level changed significantly (by 10% or more) since the last survey?	If your staff increased or decreased by more than 10%, please provide the number of staff added/eliminated, functional areas affected, and the reason for the increase/decrease.
North Carolina	Remained approximately the same	
North Dakota	Remained approximately the same	
Ohio	Decrease in number of FTEs	2 staff positions eliminated from reduced funding due to pandemic.
Oklahoma	Decrease in number of FTEs	One administrative assistant position is currently vacant. At this time, we anticipate budget cuts are possible, so the position is being held open for now.
Oregon	Remained approximately the same	
Pennsylvania	Remained approximately the same	
Rhode Island	Decrease in number of FTEs	Retirement of 1 FTE from the Records Center, loss of Clerical FTE
South Carolina	Remained approximately the same	
South Dakota	Remained approximately the same	
Tennessee	Remained approximately the same	
Texas	Remained approximately the same	
Utah	-	
Vermont	Remained approximately the same	
Virginia	Remained approximately the same	
Washington	Remained approximately the same	
West Virginia	Remained approximately the same	
Wisconsin	Remained approximately the same	
Wyoming	Decrease in number of FTEs	Lost one full-time managerial position. Position was open and eliminated due to budget cuts.

District/Territory		
American Samoa	Remained approximately the same	
District of Columbia	Remained approximately the same	
Guam	-	
Northern Marianas	-	
Puerto Rico	Decrease in number of FTEs	I don't have the data, but in the last 4 years we lost 4 employees due to retirement. Positions were placed on hold because of local government cuts.
U.S. Virgin Islands	Decrease in number of FTEs	Since the last survey, the Archivist who was the only staff member resigned. The position has not been filled and may have been removed from our annual budget.

Records Management Only Programs		
Maryland	Increase in number of FTEs	1
Michigan	Remained approximately the same	
Montana	Decrease in number of FTEs	Our State turned towards a private contractor for storage/servicing of hard copy records. As such, the amount of staff in our program decreased sharply.
Nebraska	Decrease in number of FTEs	
Tennessee	Remained approximately the same	
Wisconsin	Remained approximately the same	

TABLE 31. Staff Pay Increases

State	Has your staff had a pay increase since the FY2018 survey?	Year	Percentage	Was this increase a cost of living increase, a salary increase or both?
Alabama	Yes	2019	2-7%	Both a cost of living and a salary increase
Alaska	No response			
Arizona	Yes	FY2020	4%	Both a cost of living and a salary increase
Arkansas	Yes	FY2020	0%-2%	Salary increase
California	-			
Colorado	Yes	FY2020	3%	Cost of living increase
Connecticut	Yes	2020	3.50%	Both a cost of living and a salary increase
Delaware	Yes	2020	5%	Salary increase
Florida	No			
Georgia	Yes	FY2019	0%-5%	Salary increase
Hawaii	-			
Idaho	Yes	2019	2.5% - 3.5%	Salary increase
Illinois	Yes	FY2020	2%	Salary increase
Indiana	-			
Iowa	Yes			Cost of living increase
Kansas	Yes	2019	4%	Salary increase
Kentucky	No			
Louisiana	Yes	2020	2-11%	Both a cost of living and a salary increase
Maine	Yes	2020	3%	Both a cost of living and a salary increase
Maryland	Yes	FY2020	2%	Cost of living increase
Massachusetts	Yes	2020	5%-10%	Salary increase
Michigan	Yes	2020	2%	Cost of living increase
Minnesota	No			
Mississippi	Yes	2019	3%	Salary increase
Missouri	No			
Montana	Yes	2020	0.10%	Salary increase
Nebraska	Yes	2019	2.25%	Salary increase
Nevada	Yes	FY2020	3%	Salary increase
New Hampshire	Yes	FY2020		Salary increase
New Jersey	Yes	FY2020	5%-15% depending on bargaining unit	Both a cost of living and a salary increase
New Mexico	No			
New York	Yes	2019	3%	Both a cost of living and a salary increase
North Carolina	Yes	2020	2.50%	Salary increase
North Dakota	Yes	2020	1.5%-3.0%	Salary increase
Ohio	Yes	2020	2%	Cost of living increase
Oklahoma	No			
Oregon	Yes	2019	9%	Both a cost of living and a salary increase
Pennsylvania	Yes	FY2020	5.25%	Both a cost of living and a salary increase
Rhode Island	Yes	2019		Cost of living increase
South Carolina	Yes	2019	2%	Cost of living increase
South Dakota	Yes	2020	2%	Both a cost of living and a salary increase
Tennessee	Yes	2019	2-4%	Salary increase

State	Has your staff had a pay increase since the FY2018 survey?	Year	Percentage	Was this increase a cost of living increase, a salary increase or both?
Texas	Yes	2020	4%-55% - yes that is correct	Salary increase
Utah	-			
Vermont	Yes	2020	1.35%	Cost of living increase
Virginia	Yes	2019	2%	Salary increase
Washington	Yes	2020	3%	Cost of living increase
West Virginia	Yes	2018	5%	Salary increase
Wisconsin	Yes	2019	2%	Salary increase
Wyoming	Yes	FY20	2.50%	Both a cost of living and a salary increase

District/Territory				
American Samoa	No			
District of Columbia	Yes	2020	3%	Cost of living increase
Guam	-			
Northern Marianas	-			
Puerto Rico	No			
U.S. Virgin Islands	No			

Records Management Only Programs				
Maryland	Yes	2019		Cost of living increase
Michigan	Yes	FY2020	2%	Both a cost of living and a salary increase
Montana	No			
Nebraska	Yes	2020	2.3% - 6%	Both a cost of living and a salary increase
Tennessee	Yes	2019	2%-3%	Both a cost of living and a salary increase
Wisconsin	Yes	2019	2%	Salary increase

TABLE 32. Electronic Records Management Full Time Employees

State	Approximately how many FTEs have some level of responsibility for electronic records management or digital preservation?	What percentage of your program's staff devote some of their time to electronic records management or digital preservation?	What percentage of your program's staff devote all of their time to electronic records management or digital preservation?	For those staff who devote all of their time to electronic records management or digital preservation, how many are...			
				Administrative/ Managerial FTEs	Professional FTEs	Technical/ Professional FTEs	Support/Clerical FTEs
Alabama	12	26%	10.80%	1	2	2	
Alaska	9	81%	0%				
Arizona	1 FTE	30%	15%		1		
Arkansas	20%	50%	20%	1	2	1	
California	-	-	-	-	-	-	-
Colorado	3	12%	0%				
Connecticut	8	50%	8%		1		
Delaware	3	40%	5%	1	5		
Florida	10-12	20%	0%				
Georgia	1	3.50%	0%				
Hawaii	-	-	-	-	-	-	-
Idaho	0	0%					
Illinois	1	2%	0%				
Indiana	-	-	-	-	-	-	-
Iowa	0	0%	0%				
Kansas	3	50%	0%				
Kentucky	5	30%	24%	1	4		
Louisiana	8 (multiple sections)	15%	15%	0	2	0	0
Maine	14	100%	10%	1			
Maryland	13	75%	10%	3	4		
Massachusetts	4	30%	0%				
Michigan	4	35%	0%				
Minnesota	-	-	-	-	-	-	-
Mississippi	7	18%	18%	2	5		
Missouri	47	77%	0%				
Montana	3.5	43%	12%				
Nebraska	2	25%	75%	1		1	
Nevada	2	10%	0%				
New Hampshire	2.25	28%	22%				2
New Jersey	1.75	11%	0%				
New Mexico	all	100%	100%	2*	2*		2*
New York	35	53%	6%		1		
North Carolina	17	25%	4%	1	2		
North Dakota	1	20%	10%	1			
Ohio	4	50%	12.50%		1		
Oklahoma	3	60%	0%				
Oregon	6	25%	5%		5		
Pennsylvania	5	34%	18%		4	2	

State	Approximately how many FTEs have some level of responsibility for electronic records management or digital preservation?	What percentage of your program's staff devote some of their time to electronic records management or digital preservation?	What percentage of your program's staff devote all of their time to electronic records management or digital preservation?	For those staff who devote all of their time to electronic records management or digital preservation, how many are...			
				Administrative/Managerial FTEs	Professional FTEs	Technical/Professional FTEs	Support/Clerical FTEs
Rhode Island	1						
South Carolina	7	63%	21%	1	3		
South Dakota	5	50%	10%		1		
Tennessee	5	10%	0%				
Texas	11	29%	10%		4		
Utah	-	-	-	-	-	-	-
Vermont	4	30%	0%				
Virginia	6	40%	20%		5		
Washington	22	31%	18%	1	7		
West Virginia	1	5%	0%				
Wisconsin	2	15%	2%				
Wyoming	90%	90%	6.50%	0	1.5	5	0

District/Territory							
American Samoa	3	3%	0%				
District of Columbia	3	50%	0%				
Guam	-	-	-	-	-	-	-
Northern Marianas	-	-	-	-	-	-	-
Puerto Rico	0	0%	0%				
U.S. Virgin Islands	0	0%	0%				

Records Management Only Programs							
Maryland	2	10%	10%				
Michigan	10	70%	60%	1	3		
Montana	1	80%	0%				
Nebraska	2	50%	0%				
Tennessee	6	85%	0%				
Wisconsin	2	22%	0%				

*Comment from New Mexico: These are things all people on all agencies do these days

TABLE 33. Local Government Full Time Employees

State	Approximately how many FTEs have some level of responsibility for local government records?	What percentage of your program's staff devote some of their time to local government records?	What percentage of your program's staff devote all of their time to local government records?	For those staff who devote all of their time to local government records, how many are...			
				Administrative/ Managerial FTEs	Professional FTEs	Technical/ Paraprofessional FTEs	Support/ Clerical FTEs
Alabama	3	6.50%	2%			1	
Alaska	3	27%	0%				
Arizona	12 some level	90%	90%	2	6	2	3
Arkansas	12	45%	0%				
California	-	-	-	-	-	-	-
Colorado	2.4	2.40%	0%				
Connecticut	4.75	40%	0%				
Delaware	9		30%	1	5	3	
Florida	19	40%	0%				
Georgia	2	7%	0%				
Hawaii	-	-	-	-	-	-	-
Idaho	2	16%	0%				
Illinois	12	27%	22%	1	6	0	3
Indiana	-	-	-	-	-	-	-
Iowa	0	0%	0%				
Kansas	2	40%	0%				
Kentucky	7	23%	16%	1	4	0	1
Louisiana	9 (multiple sections)	20%	0%				
Maine	5	71%	0%				
Maryland	64	75%	10%	2	5		
Massachusetts	4	20%	0%				
Michigan	2	18%	9%		1		
Minnesota							
Mississippi	2	1%	1%		2		
Missouri	47	77%	23%	3	10	1	
Montana	1	12%	0%				
Nebraska	1	25%	10%	1			
Nevada	1	13%	13%	0	1	0	0
New Hampshire	0.25	11%	0%				
New Jersey	2	10%	0%				
New Mexico	all	100%	0%*				
New York	10	15%	10%	1	14		
North Carolina	23	33%	0%				
North Dakota	3	30%	0.50%		0.5		
Ohio	3	37.50%	12.50%		1		
Oklahoma	1	20%	0%				
Oregon	5	20%	0%				
Pennsylvania	3	9%	0%				
Rhode Island	1						
South Carolina	6	73%	5%		1		

State	Approximately how many FTEs have some level of responsibility for local government records?	What percentage of your program's staff devote some of their time to local government records?	What percentage of your program's staff devote all of their time to local government records?	For those staff who devote all of their time to local government records, how many are...			
				Administrative/Managerial FTEs	Professional FTEs	Technical/Paraprofessional FTEs	Support/Clerical FTEs
South Dakota	3	30%	0%				
Tennessee	2	4%	0%				
Texas	7	18%	0%				
Utah	-	-	-	-	-	-	-
Vermont	1	25%	0%				
Virginia	9	20%	20%	1	7	1	
Washington	37	64%	18%	3	4	1	
West Virginia	2	10%	10%		2		
Wisconsin	2	5%	2%		1		
Wyoming	3.5	25%	0%				

District/Territory							
American Samoa	6	6%	6%				
District of Columbia							
Guam							
Northern Marianas							
Puerto Rico	11	100%	100%	1	10	0	0
U.S. Virgin Islands	0	0%	0%				

Records Management Only Programs							
Maryland	2	20%	10%				
Michigan	3	5%	0%				
Montana	0	80%	0%				
Nebraska	1	10%	0%				
Tennessee	0	0%	0%				
Wisconsin	9	100%	0%				

*Comment from New Mexico: all staff share in responsibility in the repository for all records in all formats

TABLE 34. Titles and Salary Ranges

State	Administrator/Manager/Supervisor (including deputy director, department head)			Archivist			Electronic Records/Digital Preservation			Conservationist			Records Management			Clerical/Support Staff			Other Staff		
	Title	Annual salary range (low end)	Annual salary range (high end)	Title	Annual salary range (low end)	Annual salary range (high end)	Title	Annual salary range (low end)	Annual salary range (high end)	Title	Annual salary range (low end)	Annual salary range (high end)	Title	Annual salary range (low end)	Annual salary range (high end)	Title	Annual salary range (low end)	Annual salary range (high end)	Title	Annual salary range (low end)	Annual salary range (high end)
Alabama	Division Director, Archivist Coordinator, Education Curator Coordinator, Accounting Manager	\$41,278	\$95,316	Archivist, Senior Archivist	\$34,762	\$59,556	Archivist, Senior Archivist	\$34,762	\$59,556				Professional Trainee, Archivist	\$32,434	\$52,654	Executive Secretary, Personnel Assistant III, Accountant	\$32,280	\$53,976	IT Systems Technician Senior, Public Information Specialist, Curator	\$34,762	\$62,530
Alaska				Archivist II, Archivist III	\$60,197	\$156,270							Records Analyst I, Records Analyst III	\$52,221	\$156,270	Administrative Assistant III, Library Assistant I	\$37,791	\$104,520	Microfilm/Imaging Operator I, Microfilm/Imaging Operator II	\$35,451	\$84,591
Arizona	Deputy State Archivist	\$53,000		Lead Archivist, Lead Reference Archivist, Archivist	\$42,000	\$49,000	Electronic Records Archivist		\$50,000	Conservator		\$48,000	Records Administrator, Records Analyst, Records Specialist	\$38,000	\$65,000	Administrator, Warehouse Tech, Archives Tech	\$35,000	\$38,000	Facilities Tech		\$32,000
Arkansas	Archival Manager, Curator	\$40,340	\$43,356	Achivist	\$36,155	\$36,155	Digital Archivist, Archival Manager	\$36,155	\$36,155	Archival Assistant	\$29,046	\$29,046	Archival Assistant, Administrative Specialist, Archivist	\$29,046	\$29,046						
California																					
Colorado	Research Room Supervisor (Administrative Assistant III)	\$42,708	\$61,440	Archivist I, Archivist II	\$41,400	\$65,100	Archivist I, Archivist II	\$41,400	\$65,100				Archivist I, Archivist II	\$41,400	\$65,100	Material Handler, Administrative Assistant II	\$28,788	\$49,440			
Connecticut	Public Records Administrator, Assistant State Archivist	\$81,814	\$113,258	Government Records Archivist	\$70,930	\$91,694	Digital Records Archivist	\$70,930	\$91,694				Field Archivist, Electronic Records Analyst	\$70,930	\$91,694	Library Technical Assistant, Library Aide, Secretary I	\$34,583	\$66,470	Material Storage Supervisor, Storekeeper	\$40,619	\$63,658
Delaware	Information Resources Manager, Information Resources Supervisor, Community Relations Coordinator	\$48,866	\$67,133	Information Resources Specialist I, Information Resources Specialist II, Information Resources Specialist III	\$34,638	\$51,214	As noted above			As noted above			As noted above			Community Relations Officer	\$42,678	\$51,214	N/A		
Florida	Support Services Administrator, Archivist Supervisor II	\$38,660	\$77,904	Archivist I, Archivist II, Archivist III	\$27,926	\$61,980	Archivist Supervisor II	\$37,159	\$67,959				Records Technician, Records Specialist, Operations Analyst II, Government Operations Consultant I & II	\$24,657	\$77,904	Administrative Assistant I, Administrative Assistant II	\$24,490	\$44,607	Archives Historian	\$28,080	\$56,160
Georgia	Deputy State Archivist, Manager	\$82,815	\$145,388	Archives professional - Entry, Archives professional, Archives professional - Senior	\$47,476	\$89,500				Conservation Professional, Conservation Paraprofessional-Senior	\$41,906	\$79,555	Records Manager, Record Center Supervisor, Inventory Specialist	\$27,378	\$89,500	Administrative Coordinator, Administrative Assistant	\$30,800	\$58,472	Custodian, Maintenance Worker	\$27,378	\$41,067
Hawaii																					
Idaho	Government Records Manager, Reference Manager	\$46,592	\$47,840	Government Records Archivist, Photo Archivist, Collections Archivist	\$44,803	\$46,363	None			None			Government Records Specialist 1, Government Records Specialist 2	\$32,240	\$35,848	Library Assistant 3, Library Assistant 2, Library Assistant 1 (part-time)	\$26,395	\$35,484	Archivist Technician (Government Records), Archivist Technician (Collections)	\$35,484	\$34,484
Illinois	Chief Deputy Director, Archival Program Administrator, Executive III	\$57,816	\$123,900	Records Archivist, Records Archivist Senior, Records Archivist Intern	\$25,932	\$83,448	Records Archivist, Archival Program Administrator	\$38,400	\$123,900	Archival Conservator, Senior Archival Conservator	\$37,500	\$83,448	Records Archivist, Records Archivist Senior	\$25,932	\$83,448	Administrative Clerk, Administrative Assistant II	\$37,500	\$79,224	Micrographics Equipment Operator, COM Operator, Microfilm lab Technician	\$33,048	\$48,144
Indiana																					
Iowa				Historic Program Specialist	\$76,936	\$77,818										Library Resources Specialist	\$50,233	\$54,839			

State	Administrator/Manager/Supervisor (including deputy director, department head)			Archivist			Electronic Records/Digital Preservation			Conservationist			Records Management			Clerical/Support Staff			Other Staff		
	Title	Annual salary range (low end)	Annual salary range (high end)	Title	Annual salary range (low end)	Annual salary range (high end)	Title	Annual salary range (low end)	Annual salary range (high end)	Title	Annual salary range (low end)	Annual salary range (high end)	Title	Annual salary range (low end)	Annual salary range (high end)	Title	Annual salary range (low end)	Annual salary range (high end)	Title	Annual salary range (low end)	Annual salary range (high end)
Kansas	Senior Archivist for Public Services	\$49,000		Government Records Archivist	\$36,500											Archives Assistant	\$17,000				
Kentucky	Branch Manager - Archival Services, Branch Manager - Local Records, Branch Manager - Electronic Records, Administrative Section Supervisor	\$38,770	\$68,234	Archivist	\$35,246	\$56,394	Archivist 1, Micrographics Quality Assurance Specialist	\$26,483	\$46,607				Archives & Records Regional Administrator, Resource Management Analyst 1	\$32,042	\$62,034	Administrative Specialist I, Administrative Specialist II, Stores Worker II, Clerical Support (contractor)	\$18,090	\$38,516			
Louisiana	Archives Manager (AS619), Archives Supervisor (AS617), Executive Staff Officer (AS616), Policy Planner (AS617)/ Education Program Consultant 2 (AS617)	\$42,370	\$102,170	Archives Specialist (A/B/C) (AS612/613/615)	\$32,323	\$77,958							Archives Specialist (A/B/C) (AS612/613/615)	\$32,323	\$77,958	Administrative Coordinator (1/2/3/4) (AS605/607/609/611)	\$17,264	\$50,877	Facility Maintenance Manager A (WS219), Maintenance Foreman (WS215)	\$36,317	\$85,384
Maine	Deputy Secretary of State for Archives, Director, Management Analyst II, Records Center Supervisor	\$30,222	\$85,000	Archivist I, Archivist II, Archivist III	\$28,808	\$55,120	Digital Archivist III	\$40,393	\$55,120				Management Analyst I, Inventory and Property Associate II, Imaging Specialist	\$28,600	\$52,000	Office Associate II	\$27,830	\$38,979			
Maryland	Program Manager Senior II, IT Assistant Director II and III, Administrator II, III, IV, V, Archivist Supervisor	\$53,214	\$126,047	Archivist Trainee, Archivist I, Archivist II	\$36,676	\$74,933				Archivist I	\$41,464	\$65,790	Director	\$60,514	\$97,159						
Massachusetts	Curator, Head of Reference Services	\$57,000	\$65,000	Processing Archivist, Reference Archivist, Accessions Archivist	\$39,000	\$50,000	Digital Archivist, Assistant Digital Archivist	\$53,000	\$80,000							Adminstrative Assistant, Reference/ Processing Assistant, Digital Records Assistant	\$27,000	\$39,000	Facilities Director, Maintenance Staff	\$36,000	\$69,000
Michigan				State and Local Government Records Archivists, Reference Archivists, Processing Archivists	\$64,000														Archives Assistant	\$31,000	
Minnesota																					
Mississippi	Bureau Director (Library Services)	\$53,000	\$86,000	Historic Resources Specialist	\$30,000	\$80,000	Systems Administrator, Systems Analyst, Digital Archivist	\$42,000	\$97,000				Bureau Director, Historic Resources Specialist, Warehouse Clerk	\$30,000	\$86,000						
Missouri	Imaging Services Manager, Record Center Manager, Senior Records Analyst, Supervising Archivist, Administrative Archivist, Reference Services Manager, Records Management Director, Assistant State Archivist, Local Records Director	\$41,640	\$61,999	Archives Technician, Research Analyst, Archivist, Field Archivist	\$28,296	\$43,992	---			Conservator Tech, Conservator	\$28,728	\$41,640	Records Analyst	\$40,416		Clerk I, Clerk II, Clerk IV, Tech II, Tech III, Archives Technician, Administrative Aide III	\$26,592	\$33,288	Historical Educator, Principal Assistant for Boards and Commissions	\$40,188	\$41,640
Montana				Senior Archivist, Archivist / Oral Historian, Photograph Archivist	\$40,518	\$50,502	Government Records Archivist	\$40,019	\$40,019							Archives Technician	\$12,719	\$12,719	Archival Photographer	\$26,495	\$26,495

State	Administrator/Manager/Supervisor (including deputy director, department head)			Archivist			Electronic Records/Digital Preservation			Conservationist			Records Management			Clerical/Support Staff			Other Staff		
	Title	Annual salary range (low end)	Annual salary range (high end)	Title	Annual salary range (low end)	Annual salary range (high end)	Title	Annual salary range (low end)	Annual salary range (high end)	Title	Annual salary range (low end)	Annual salary range (high end)	Title	Annual salary range (low end)	Annual salary range (high end)	Title	Annual salary range (low end)	Annual salary range (high end)	Title	Annual salary range (low end)	Annual salary range (high end)
Nebraska	Associate Director of Collections	\$55,000	\$65,000				Digital Archivist	\$40,000	\$50,000												
Nevada	Assistant Administrator for Archives and Records (unfilled for 2 years)	\$66,628	\$100,161	Senior Archivist II	\$55,958	\$83,395							State Records Manager	\$55,958	\$83,395	Archives Assistant, Administrative Assistant II	\$33,972	\$49,152	Senior Records Analyst	\$47,189	\$69,739
New Hampshire													State Records Manager			Records Constrol Clerk					
New Jersey				Supervising Archivist, Archivist I, Archivist 2	\$54,684	\$98,933										Processing Assistant, Publications Assistant, Reference Assistant	\$13,216	\$22,656	Assistant Supervisor Microfilm Services, Archives Technician, Principal Library Assistant	\$32,320	\$58,806
New Mexico										None											
New York	Archives and Records Management Specialist 5	\$89,574	\$113,225	Archives and Records Management Specialist 4, Archives and Records Management Specialist 3, Archives and Records Management Specialist 2	\$56,604	\$105,681	Archives and Records Management Specialist 3, Archives and Records Management Specialist 2	\$56,604	\$92,693	Archives Conservation Specialist 3, Archives Conservation Specialist 2	\$56,604	\$92,693	Archives and Records Management Specialist 4, Archives and Records Management Specialist 3, Archives and Records Management Specialist 2	\$56,604	\$105,681	Secretary 1, Office Assistant 2, Office Assistant 1	\$31,870	\$51,410	Historic Conservation Technician	\$44,354	\$54,140
North Carolina	Archives Manager, Archives Supervisor	\$48,051	\$90,436	Archivist I, Archivist II, Archivist III	\$39,611	\$70,885	Archivist III, Librarian I	\$39,611	\$70,885	History Museum Curator	\$42,780	\$65,634	Archivist II	\$40,780	\$65,634	Administrative Specialist I, Administrative Specialist II, Administrative Associate II	\$33,703	\$45,578	Librarian Technician	\$32,703	\$40,416
North Dakota	Head of Collections and Information Management, Head of Reference Services, Head of Technical Services	\$58,200	\$64,500	Manuscript Archivist, Government Records Archivist, Archivist	\$46,356	\$48,924	Head of Collections and Information Management	\$64,500	\$64,500										Microfilm Specialist	\$33,372	\$33,372
Ohio				Government Records Archivist, Archivist I	\$33,000	\$49,500	Electronic Records Archivist, Archivist III	\$42,500	\$63,750												
Oklahoma	Administrative Archivist	\$40,829	\$74,853	Archivist/Records Management Specialist, Level 2	\$33,440	\$61,307							Archivist/Records Management Specialist, Level 1	\$27,827	\$51,017	Administrative Technician, Level 2	\$21,720	\$38,072	Administrative Technician, Level 1	\$21,720	\$34,611
Oregon	Reference Unit Manager, Administrative Rules Manager, State Records Manager	\$90,000	\$110,000	Archivist 1, Archivist 2	\$60,000	\$90,000	Archivist 2	\$90,000	\$90,000				Records Management Analyst 1, Records Management Analyst 2, Records Management Analyst 3	\$60,000	\$90,000	Office Specialist 1, Office Specialist 2	\$30,000	\$50,000	Records Specialist 2, Electronic Design Publication Specialist, Customer Service Representative 4	\$40,000	\$70,000
Pennsylvania	Archivist III, Archivist IV, Administrative Officer II	\$50,543	\$100,128	Archivist I, Archivist II	\$44,303	\$76,871	Archivist I, Archivist II	\$44,303	\$76,871				Archivist I, Archivist II	\$44,303	\$76,871	Clerk II, Clerk III, Micrographic Technician	\$30,787	\$51,736	Project Manager 3, Business Analyst 2	\$50,543	\$130,485
Rhode Island				Reference Analyst, Local Government Records Coordinator			Digital Archivist						State Records Coordinator								
South Carolina	Program Manager I, Archival Supervisor	\$40,759	\$91,755	Archivist III, Archivist IV	\$27,527	\$61,975	Archivist III, Archivist IV	\$27,527	\$61,975	Archivist III	\$27,527	\$50,930	Records Analyst II, Records Analyst III	\$27,527	\$61,975	Administrative Assistant	\$22,625	\$41,866			
South Dakota				Government Records Archivist, Manuscript Archivist	\$38,335	\$51,678	Digital Archivist	\$38,335	\$51,678							Research Room Administrator	\$36,498	\$51,678	Digital Technician, Scanning Technician, Archives Associate	\$21,204	\$51,678

State	Administrator/Manager/Supervisor (including deputy director, department head)			Archivist			Electronic Records/Digital Preservation			Conservationist			Records Management			Clerical/Support Staff			Other Staff		
	Title	Annual salary range (low end)	Annual salary range (high end)	Title	Annual salary range (low end)	Annual salary range (high end)	Title	Annual salary range (low end)	Annual salary range (high end)	Title	Annual salary range (low end)	Annual salary range (high end)	Title	Annual salary range (low end)	Annual salary range (high end)	Title	Annual salary range (low end)	Annual salary range (high end)	Title	Annual salary range (low end)	Annual salary range (high end)
Tennessee	Director of Preservation and Digital Services, Director of Archival Collection Services, Micrographics Manager, Digital Materials Librarian	\$57,000	\$72,800	Archivist 1, Archivist 2, Archivist 3	\$42,500	\$57,000	Archivist 2	\$49,900		Conservation Manager (head conservator), Conservation Technician	\$39,540	\$57,000				Administrative Services Assistant	\$36,000	\$46,000	Digital Imaging Specialist, Archival Assistant, Micrographics Technician	\$30,000	\$42,000
Texas	Archivist IV, Assistant Director - Archives	\$59,473	\$84,479	Archivist I, Archivist II, Archivist III	\$40,139	\$64,449	Electronic Records Specialist I, Electronic Records Specialist II	\$51,985	\$73,788	Conservator	\$51,985	\$64,449									
Utah																					
Vermont				Administrative Services Director, Archivist II, Archivist III	\$64,542	\$74,714							Records and Information Management Specialist III, Records and Information Management Specialist II, Records and Information Management Specialist I	\$50,461	\$70,512	Administrative Services Coordinator I - II, Records and Information Management Technicians I - III	\$39,208	\$66,685	Project Director, Administrative Services Director, Systems Developer IV	\$69,618	\$79,789
Virginia				State Records Archivist, Local Records Archivist, Reference Archivist	\$43,000	\$64,000	Digital Archives Coordinator	\$49,000		Conservator	\$59,000		Records Management Coordinator, Records & Information Management Analyst	\$47,000	\$68,000	Administrative Assistant, Records Storage Technician	\$33,000	\$44,000	Education and Outreach Manager, Education and Programs Specialist	\$43,000	\$59,000
Washington	Deputy Director	\$95,000	\$100,000	Branch Manager, Assistant Branch Manager, Paraprofessional	\$40,300	\$87,500	Digital Archives Manager, Digital Archivist, Applications Developer	\$56,500	\$114,400				Records Manager, Consultant, Records Center	\$41,200	\$90,400	Admin Assistant	\$50,000	\$57,000	Imaging Manager, Imaging Staff	\$39,300	\$70,600
West Virginia				Archivist I, Archivist II	\$27,732	\$61,128							Archivist II, Cultural Program Specialist	\$27,732	\$61,128	Secretary II	\$23,939	\$44,287	Librarian, Library Assistant, Cultural Program Associate, Historian I	\$27,732	\$61,128
Wisconsin	Librarian Supervisor, Historical Society Manager	\$60,000	\$83,000	Archivist	\$38,105	\$62,836	Archivist	\$38,105	\$62,836	Conservator	\$38,105	\$62,836	Records Program Associate, Records/Forms Management Specialist	\$34,000	\$62,836	Operations Program Associate	\$34,000	\$52,100			
Wyoming	Records Management Supervisor	\$52,080	\$89,812	Records & Data Management Specialist II	\$48,636	\$75,212	Records & Data Management Specialist II	\$48,636	\$75,212				Records & Data Management Specialist I, Records & Data Management Clerk I	\$31,212	\$62,988	Office Support Specialist I	\$31,212	\$48,264	Scanning Technician	\$31,212	\$48,264

District/Territory																					
American Samoa	Division Head, Administrative Assistant, Clerk III, Clerk (Specialized)	\$12,000	\$22,000																		
District of Columbia				Senior Archivist, Archivist	\$70,000	\$104,569							Archivist	\$95,014		Staff Assistant	\$60,851		Program Analyst	\$85,570	
Guam																					
Northern Marianas																					
Puerto Rico				Archivist		\$19,850															
U.S. Virgin Islands	N/A			N/A			N/A			N/A			N/A			N/A			Assistant to the Territorial Archivist	\$30,000	\$39,140

State	Administrator/Manager/Supervisor (including deputy director, department head)			Archivist			Electronic Records/Digital Preservation			Conservationist			Records Management			Clerical/Support Staff			Other Staff		
	Title	Annual salary range (low end)	Annual salary range (high end)	Title	Annual salary range (low end)	Annual salary range (high end)	Title	Annual salary range (low end)	Annual salary range (high end)	Title	Annual salary range (low end)	Annual salary range (high end)	Title	Annual salary range (low end)	Annual salary range (high end)	Title	Annual salary range (low end)	Annual salary range (high end)	Title	Annual salary range (low end)	Annual salary range (high end)
Records Management Program Only																					
Maryland	Warehouse Supervisor	\$54,000	\$54,000										Record Management Specialist	\$50,000	\$50,000	Administrative Aide	\$45,000	\$45,000	Warehouse worker	\$38,000	\$45,000
Michigan	eSignature Administrator, Records Center Operations Manager	\$79,991	\$122,005										Records Management Analyst, Document Management Analyst	\$47,800	\$85,700	Records Center Storekeeper, Departmental Technician	\$47,800	\$55,500			
Montana																					
Nebraska	Senior RIM Specialist, DISC Supervisor	\$35,000	\$48,000										Records Technician, Warehouse Technician	\$30,000	\$35,000	Administrative Assistant	\$42,000				
Tennessee	Information Governance Manager, Operations Manager	\$45,000	\$65,000										Records Analyst	\$32,000	\$44,000	Storekeeper	\$28,000	\$35,000			
Wisconsin	Enterprise Section Chief	\$45,000											Enterprise Records Officer, Inventory Control Supervisor	\$45,000	\$60,000	Program & Policy Analyst - Advanced, Inventory control	\$35,000	\$50,000			

TABLE 35. Program Director Salary Range and Tenure

State	Title	Annual salary	Year hired or appointed to position	State Archivist (if different from Director of reporting program)	Annual salary	Year hired or appointed to position
Alabama	Director	\$148,958	2012			
Alaska	Director	\$137,114	2016	State Archivist	\$103,626	2017
Arizona	State Librarian and Director of the Arizona State Library, Archives and Public Records	\$95,000	2019	State Archivist and Records Officer	\$73,000	2017
Arkansas	Director and State Historian	\$73,420	2020			
California						
Colorado	Director and State Archivist	\$93.38	2016			
Connecticut	State Librarian	\$101,769	recruitment under way	State Archivist	\$99,513	2014
Delaware	Director and State Archivist	\$83,000	2010			
Florida	State Archivist	\$61,000	2017			
Georgia	Assistant Vice Chancellor		2012			
Hawaii						
Idaho	State Archives Administrator	\$62,067	2014			
Illinois	Director	\$110,652	2004			
Indiana						
Iowa	Public Service Manager I	\$88,273	2014			
Kansas	State Archivist	\$75,000	2006			
Kentucky	Commissioner and St Archivist	\$82,500	2019			
Louisiana	Business Manager	\$85,000	August 2019			
Maine	Director, Maine State Archives	\$78,000	2012	Deputy Secretary of State for Archives	\$85,000	2020
Maryland	State Archivist and Commissioner of Land Patents	\$141,375	2015			
Massachusetts	Executive Director	\$91,000	2013	Archivist of the Commonwealth	\$73,000	1996
Michigan	State Archivist	\$111,000	2005			
Minnesota	State Archivist		2011			
Mississippi	Director, Archives and Records Services Division		2016	Director		2015
Missouri	Director of Records Services/State Archivist	\$94,812	2007			
Montana	Research Center Program Manager	\$69,596	2005	State Archivist	\$56,742	2005
Nebraska	CEO/Director	\$142,000	2016	State Archivist	\$42,000	2011
Nevada	Administrator	\$100,800	2019	State Archivist/State Archives Manager	\$72,871	2012/Manager 2018/Archivist
New Hampshire	State Archivist	\$88,000	2010			
New Jersey	Executive Director	\$107,186	2012			
New Mexico	Director		about 70k w 20+ years of experience			
New York	State Archivist/Assistant Commissioner	\$172,200	2015			
North Carolina	Archives and Records Division Director	\$108,973	2012			
North Dakota	State Archivist	\$88,800	2020			
Ohio	State Archivist	\$70,161	2010			
Oklahoma	Director, Department of Libraries/State Archivist	\$96,000	2019			
Oregon	State Archivist	\$131,000	2019			
Pennsylvania	Pennsylvania State Archives Director	\$145,644	2014			

State	Title	Annual salary	Year hired or appointed to position	State Archivist (if different from Director of reporting program)	Annual salary	Year hired or appointed to position
Rhode Island	State Archivist and Public Records Administrator	\$78,249	2017			
South Carolina	Agency Director/State Archivist	\$100,000	2009			
South Dakota	State Archivist	\$60,401	2004			
Tennessee	State Librarian and Archivist	\$145,500	2010	Assistant State Archivist	\$90,000	2019
Texas	State Archivist (Director II)	\$98,712	2010			
Utah						
Vermont	State Archivist	\$103,771.20	2012			
Virginia	State Archivist and Director of Government Records Services	\$97,000	2019			
Washington	State Archivist	\$135,500	2013			
West Virginia	Director	\$55,000	2009			
Wisconsin	Director	\$146,000	2018	State Archivist		Position vacant
Wyoming	State Archivist	\$74,456	2020			

District/Territory						
American Samoa	Territorial Archivist	\$39,000	2013			
District of Columbia	Public Records Administrator	\$109,000	2015			
Guam						
Northern Marianas						
Puerto Rico	General Archivists	\$62,092	Appointed (at-will)			
U.S. Virgin Islands	Acting Director of DLAM	\$80,000	2020	Territorial Archivist	\$65,000	Vacant since 2017

Records Management Only Programs						
Maryland	Director of Records Management	\$79,000	2012			
Michigan	State Records Manager	\$102,545	2010			
Montana	Records and Information Mngmt/Administrative Rule Supervisor	\$71,500	2017			
Nebraska	Records Management Division Manager	\$62,000	2016			
Tennessee	Director	\$100,000	2012			
Wisconsin	Director Bureau of Enterprise Fleet	\$78,000	2019			

APPENDIX B:

Collections

ARCHIVAL COLLECTIONS

TABLE 36. Non-Electronic Archival Holdings of State/Territorial Archives

State	Unit of measurement	Total, all archival holdings	State/territorial government records	Local government records	Non-governmental records
Alabama	cubic feet	70,695.62	48,644.82	1,954.00	20,096.80
Alaska	cubic feet	24,085.40	24,085.40	0.00	1.00
Arizona	linear feet	51,732.00	49,232.00	0.00	2,500.00
Arkansas	cubic feet	50,844.00	not available	not available	not available
California					
Colorado	linear feet	90,000.00			0.00
Connecticut	cubic feet	49,012.00	41,123.00	3,951.00	3,938.00
Delaware					
Florida	cubic feet	50,042.98	45,865.19	979.75	3,198.04
Georgia	cubic feet	84,851.00			
Hawaii					
Idaho			State: 16,633; Territorial: 353	City: 1,135; County: 35,648	
Illinois					
Indiana	cubic feet	124,461.00	113,558.00	10,903.00	
Iowa	linear feet	70,256.00	40,256.00	0.00	30,000.00
Kansas	linear feet	44,600.00	24,000.00	600.00	20,000.00
Kentucky	cubic feet	129,644.00	113,736.00	15,908.00	3.00
Louisiana	cubic feet	82,200.00	46,329.00	30,721.00	5,150.00
Maine	cubic feet	40,563.00	39,881.00	605.00	77.00
Maryland	cubic feet	398,127.00			
Massachusetts	linear feet	29,075.00	27,385.00	1,690.00	0.00
Michigan	cubic feet	99,942.00	65,251.00	24,691.00	10,000.00
Minnesota	cubic feet	72,000.00			
Mississippi	cubic feet	51,500.00	37,000.00	1,500.00	13,000.00
Missouri	linear feet	49,961.80	47,639.00	1,206.40	1,116.40
Montana	linear feet	48,408.00	31,000.00	1,250.00	16,158.00
Nebraska	cubic feet	73,393.00	22,319.00	12,770.00	19,101.00
Nevada	cubic feet	1,303.00	1,278.00	3.00	22.00
New Hampshire					
New Jersey	linear feet	50.44	41,024.00	5,052.00	4,359.00
New Mexico					
New York	cubic feet	140,277.00	140,177.00	100.00	0.00
North Carolina	cubic feet	99,249.98			26,404.69
North Dakota	linear feet	44,134.00	22,831.00	10,419.00	10,884.00
Ohio	linear feet	39,313.00	30,684.00	4,887.00	3,748.00
Oklahoma	linear feet	25,760.00	25,760.00	0.00	0.00

State	Unit of measurement	Total, all archival holdings	State/territorial government records	Local government records	Non-governmental records
Oregon	cubic feet	47,827.00	31,611.00	16,216.00	0.00
Pennsylvania	cubic feet	67,722.00	Don't track	Don't track	Don't track
Rhode Island	cubic feet	32,995.00			
South Carolina	cubic feet	31,482.00	23,343.00	7,871.00	268.00
South Dakota	linear feet	25,562.00			
Tennessee					
Texas	cubic feet	70,245.00			
Utah	linear feet	49,475.00	39,241.00	11,540.00	0.00
Vermont	cubic feet	16,898.00	16,898.00	0.00	0.00
Virginia	linear feet	85,200.00	51,100.00	27,600.00	6,500.00
Washington	cubic feet	233,249.00	98,421.00	134,828.00	0.00
West Virginia	linear feet	35,000.00	12,000.00	0.00	23,000.00
Wisconsin	cubic feet	115,590.00	44,215.00	20,700.00	50,675.00
Wyoming	linear feet	53,593.00	24,864.00	27,158.00	1,571.00

District/Territory					
American Samoa	linear feet	14,000.00	14,000.00	14,000.00	52.00
District of Columbia	cubic feet	24,109.00			
Guam					
Northern Marianas					
Puerto Rico		90,000.00	85,500.00		500.00
U.S. Virgin Islands	linear feet	10,800.00	8,800.00	0.00	2,000.00

TABLE 37. Total Volume of All Electronic Records held by State/Territorial Archives in FY2020

State	Unit of measurement	Total, all electronic archival holdings	State/territorial government records	Local government records	Non-governmental records	Total number of digital objects, not including disaster recovery, backup and/or other security copies.
Alabama	gigabyte	5486.42	4528.07	0	958.35	1,089,144
Alaska	terabyte	43.77	43.77	0	0	3,796,822
Arizona	terabyte	1.91	1.28	0	0.63	639,503
Arkansas	gigabyte	14.8	673	41	9713	not tallied
California						
Colorado	terabyte	180	180	0	0	unable to determine - working offsite
Connecticut	gigabyte	316	315	0	1	14,435
Delaware						
Florida	gigabyte	1,634.23	1,532.80	0	101.43	Not available
Georgia						
Hawaii						
Idaho	gigibyte	244613	Governor Otter=244613			159,530
Illinois						
Indiana	gigibyte	114048.2	106477.2	7530	41	42,053,943
Iowa	gigibyte	96000				
Kansas	gigabyte	1100				
Kentucky	terabyte	4.48	4.47	0.17	0.05	835,000
Louisiana		Unable to provide at this time				Unknown
Maine	gigabyte	3279	3091	0	188	
Maryland	gigabyte	161,568				304,174,470 digital objects
Massachusetts	terabyte	27.25	27.25	0	0	4,467,429
Michigan	terabyte	4.8	3.9	0.55	0.04	~9,000,000
Minnesota	terabyte	150				
Mississippi	terabyte	123	20	1	102	
Missouri	gigabyte	8494	7946	435	113	
Montana	gigabyte	30652	294174	0	1234.6	
Nebraska	gigabyte	70	45	5	20	100,000
Nevada	gigabyte	2	2	0	0	
New Hampshire						
New Jersey	0	0	0	0	0	0.00
New Mexico						
New York	gigabyte	1835	1835			ca. 30 million
North Carolina	gigabyte	78695.53	57192.47	2270.07	19233	Measured accessioned bags. total 1,929
North Dakota	gigabyte	1635	1287	79	270	286,021
Ohio	terabyte	4.15	4.15	0	0	
Oklahoma	gigabyte	7065	5775	0	1290	
Oregon	terabyte	4	4	0	0	185,003
Pennsylvania	gigabyte	80966	Don't track	Don't track	Don't track	We measure by gigabyte not by digital object
Rhode Island	gigabyte	862.1				
South Carolina	gigabyte	3341.69	2356.62	907.34	77.72	N/A
South Dakota	gigabyte	24,875	14,667		10,208	1,720,424
Tennessee						

State	Unit of measurement	Total, all electronic archival holdings	State/territorial government records	Local government records	Non-governmental records	Total number of digital objects, not including disaster recovery, backup and/or other security copies.
Texas	gigabyte	93800				12,320,362
Utah						
Vermont	gigabyte	1,976	1,976	0	0	185,997
Virginia	terabyte	6	6			
Washington	terabyte	154.9	22.7	132.2	0	251,180,672
West Virginia	terabyte	31	5.5	5.5	20	
Wisconsin	gigabyte	38240	1170	31942	5128	not tracked
Wyoming	gigabyte	14305.19	2484.65	7104.55	4715.99	9,425.19

District/Territory						
American Samoa	gigabyte	750	750	0	0	
District of Columbia	gigabyte	0				
Guam						
Northern Marianas						
Puerto Rico	N/A					N/A
U.S. Virgin Islands	gigabyte	258	208	0	50	

TABLE 38. Percentage of Non-Electronic Records that are Not Accessible Due to Insufficient Processing

State	Total, all archival holdings	State/territorial government records	Local government records	Non-governmental records
Alabama	12.21%	5.60%	0%	30.32%
Alaska	4.29%	4.29%	0%	0%
Arizona	15%			
Arkansas	14.50%			
California				
Colorado	0%	0%	0%	0%
Connecticut	0%	0%	0%	0%
Delaware				
Florida	0.51%	0.48%	0%	0.96%
Georgia				
Hawaii				
Idaho				
Illinois				
Indiana	0%	0%	0%	0%
Iowa				
Kansas	1%	40%	0%	60%
Kentucky	1%	1%	1%	1%
Louisiana	25%			
Maine	60%			
Maryland				
Massachusetts	20%			
Michigan	0%	0%	0%	0%
Minnesota				
Mississippi	0%			
Missouri	0%	0%	0%	0%
Montana	42%	20%	10%	12%
Nebraska	55%	25%	10%	20%
Nevada	60%	60%	0%	0%
New Hampshire				
New Jersey	0%	0%	0%	0%
New Mexico				
New York	0%	0%	0%	0%
North Carolina	10%	0%	0%	10%
North Dakota	21%	24%	11%	22%
Ohio	25%	27%	10%	23%
Oklahoma				
Oregon	1%	1%	1%	0%
Pennsylvania	0%	0%	0%	0%
Rhode Island				
South Carolina	0%	0%	0%	0%
South Dakota	14%			
Tennessee				
Texas	32%			
Utah				

State	Total, all archival holdings	State/territorial government records	Local government records	Non-governmental records
Vermont	0%	0%	0%	0%
Virginia				
Washington	0%	0%	0%	0%
West Virginia	0%	0%	0%	0%
Wisconsin				
Wyoming	0%	0%	0%	5%

District/Territory				
American Samoa	1%			
District of Columbia	80%			
Guam				
Northern Marianas				
Puerto Rico	70%			
U.S. Virgin Islands	100%	80%	20%	0%

TABLE 39. Percentage of Electronic Records that are Not Accessible Due to Insufficient Processing

State	Total, all archival holdings	State/territorial government records	Local government records	Non-governmental records
Alabama	90.33%	86.78%	0%	3.54%
Alaska	1%	1%	0%	0%
Arizona	12%			
Arkansas	0%			
California				
Colorado	2%	2%	0%	0%
Connecticut	0%	0%	0%	0%
Delaware				
Florida	0%	0%	0%	0%
Georgia				
Hawaii				
Idaho	0%	0%	0%	0%
Illinois				
Indiana	1%	1%	0%	
Iowa				
Kansas	0%			
Kentucky	80%			
Louisiana				
Maine	11%			
Maryland				
Massachusetts	81%			
Michigan	0%	0%	0%	0%
Minnesota				
Mississippi	0%			
Missouri	0%	0%	0%	0%
Montana	80%	45%	0%	35%
Nebraska	80%	40%	10%	30%
Nevada	100%	100%	0%	0%
New Hampshire				
New Jersey	0%	0%	0%	0%
New Mexico				
New York	50%	50%	0%	0%
North Carolina	2%	2%	0%	0%
North Dakota	25%	33%	15%	20%
Ohio	100%	100%		
Oklahoma				
Oregon	10%	15%	0%	0%
Pennsylvania	0%	0%	0%	0%
Rhode Island				
South Carolina	8%	11%	1%	0%
South Dakota	4.80%			
Tennessee				
Texas	15%			
Utah				

State	Total, all archival holdings	State/territorial government records	Local government records	Non-governmental records
Vermont	0%	0%	0%	0%
Virginia	44%	41%	45%	70%
Washington	5%	1%	4%	0%
West Virginia	0%	0%	0%	0%
Wisconsin	90%			
Wyoming	35%	48%	17%	20%

District/Territory				
American Samoa	50%			
District of Columbia	100%			
Puerto Rico	0%			
U.S. Virgin Islands	100%	40%	0%	60%

TABLE 40. Volume of Records Arranged and Described in FY 2020 to the Series Level or Lower

State	Total volume	Indicated cubic feet, rather than linear feet	Which comprise additions to this many series
Alabama	248.27		273
Alaska	114.85		24
Arizona	170.08		45
Arkansas	450		N/A
Colorado	600		not sure
Connecticut	42		4
Delaware			
Florida	592.57	×	189
Georgia			
Hawaii			
Idaho	32,681 at records center		
Illinois			
Indiana	462		
Iowa	35,256		
Kansas			
Kentucky	1.6	×	1
Louisiana	Majority of our collections are in cubic foot volume with description generally at a broader level.	×	Unknown at this time
Maine	0		
Maryland	2,313		153
Massachusetts	1,074		55
Michigan	1,500		
Minnesota			
Mississippi	3,000		200
Missouri	308		not tracked
Montana	378.6		
Nebraska	97		4
Nevada	479	×	4
New Hampshire			
New Jersey	305		36
New Mexico			
New York	1,787		252
North Carolina	1,374.44		37,636
North Dakota	558		50
Ohio	108		18
Oklahoma	35		
Oregon	210	×	7
Pennsylvania	986		329
Rhode Island			
South Carolina	445.96		79
South Dakota	408.15		240
Tennessee			
Texas	1,100.30	×	23
Utah			

State	Total volume	Indicated cubic feet, rather than linear feet	Which comprise additions to this many series
Vermont	Not presently tracked in way to answer this question		Not presently tracked in way to answer this question
Virginia	631.5		
Washington	8,489		
West Virginia			
Wisconsin	349.3		72
Wyoming	571		45

District/Territory			
American Samoa	257		6
District of Columbia			
Guam			
Northern Marianas			
Puerto Rico	N/A		
U.S. Virgin Islands	0		0

TABLE 41. *Volume of Electronic Records Arranged and Described in FY2020 to the Series Level or Lower*

State	Total volume	Indicated terabytes instead of gigabytes	Which comprise additions to this many series
Alabama	3.65		55
Alaska	544.48		9
Arizona			
Arkansas	1.05		This consists of ASA newsletters which have received metadata description to the item level.
California			
Colorado	N/A		n/a
Connecticut	N/A		
Delaware			
Florida	305.39		5
Georgia			
Hawaii			
Idaho	None		
Illinois			
Indiana			
Iowa	0		
Kansas			
Kentucky			
Louisiana	N/A		
Maine	0		
Maryland	473		
Massachusetts			
Michigan	968		76
Minnesota			
Mississippi			
Missouri	0		not tracked
Montana	6	×	
Nebraska			
Nevada	1		Governor's Records
New Hampshire			
New Jersey	0		0
New Mexico			
New York	375		71
North Carolina	1,231.93		51
North Dakota	27.15		27
Ohio	10		53
Oklahoma			
Oregon	46		5
Pennsylvania	124.41		11
Rhode Island			
South Carolina	153.8		NA
South Dakota	2,716		7
Tennessee			
Texas	2,478.79		9
Utah			

State	Total volume	Indicated terabytes instead of gigabytes	Which comprise additions to this many series
Vermont	9.63		Not presently tracked in way to answer this question
Virginia	190,000	electronic files	
Washington			
West Virginia			
Wisconsin	not tracked		
Wyoming	54		671

District/Territory			
American Samoa	0		
District of Columbia			
Puerto Rico	N/A		
U.S. Virgin Islands	0		0

TABLE 42. Percentage of Descriptions of Archival Holdings Available Online

State	On agency's own website	Through OCLC	Through a statewide or regional network	Other sources	URLs and explanations of "Other sources" or statewide/regional networks
Alabama	96%	90%	0%	0%	
Alaska	100%	0%	1%	2%	https://archives.alaska.gov/for_researchers/for_researchers.html https://vilda.alaska.edu/
Arizona	71%		17%		Arizona Archives Online azarchivesonline.org Online regional consortium of finding aids
Arkansas	75%	35%			http://archives.arkansas.gov/ (ASA web site) https://digitalheritage.arkansas.gov/ (digital)
California					
Colorado	50%	0%	0%	0%	colorado.gov/archives - in the process of getting our CMS linked to our website, which has more info
Connecticut	80%	0%	80%	0%	Connecticut Archives Online (CAO) - https://archives-library.wcsu.edu/cao
Delaware					
Florida	95%			5%	Insufficient space - see final comment on this section for this information.
Georgia					
Hawaii					
Idaho					The Record Center holdings are not described online. The are accessible in Versatile Enterprise.
Illinois					
Indiana	100%				
Iowa					
Kansas	98%	20%			
Kentucky	5%	65%	0%	7%	
Louisiana	90%				Link to our database on our agency website and the public is able to search holdings.
Maine	5%	0%	0%	0%	
Maryland	100%				Our catalog of all government records is available at http://guide.msa.maryland.gov/
Massachusetts	80%	80%	80%	80%	ArchiveGrid; NUCMC; Massachusetts Secretary of State: Collection guides; Mass. Archives Catalog
Michigan	5%	60%			
Minnesota					
Mississippi	95%				
Missouri	22%	3%	0%	0%	
Montana	5%	75%	80%		
Nebraska	80%			20%	https://history.nebraska.gov/collections/research-resources-databases ; http://nebpubdocs.unl.edu/
Nevada	10%	1%			
New Hampshire					
New Jersey	98%	0%	0%	0%	
New Mexico					
New York	100%	100%	100%		
North Carolina	80%	8%	2%	5%	https://archive.org/ ; http://web.lib.unc.edu ; https://chroniclingamerica.loc.gov
North Dakota	75%	55%	0%	0%	
Ohio	75%	75%		1%	Ohio Memory (www.ohiomemory.org)
Oklahoma	10%				
Oregon	40%	0%	0%	0%	
Pennsylvania	97%	60%	60%		https://archon.klnpa.org/psa For OCLC: https://www.statelibrary.pa.gov/GeneralPublic/Collections/Pag

State	On agency's own website	Through OCLC	Through a statewide or regional network	Other sources	URLs and explanations of "Other sources" or statewide/regional networks
Rhode Island					
South Carolina	100%	0%	0%	0%	
South Dakota	30%	16%			
Tennessee					
Texas	60%	40%	60%		https://legacy.lib.utexas.edu/taro/ - state wide consortium
Utah					
Vermont	100%				
Virginia	93%	5%	40%		
Washington	98%	0%	0%	0%	
West Virginia	25%				
Wisconsin		100%	25%		Archival holdings: library.wisc.edu Finding aids: https://bit.ly/3mxpjbA
Wyoming	20%	20%	70%	30%	LUNA digital image database, microfilm holdings database, and Wyoming Newspaper database.

District/Territory					
American Samoa	N/A			N/A	See: Samoandigitalarchives and/or Familysearch.org and/or archives.gov and/or Twitter @samoa_am
District of Columbia	35%				
Guam					
Northern Marianas					
Puerto Rico	20%				
U.S. Virgin Islands	0%	0%	0%	0%	N/A

TABLE 43. Non-Electronic Archival Holdings Accessioned by State/Territorial Archives in FY2020

State	Unit of measurement	Total, all archival holdings	State/territorial government records	Local government records	Non-governmental records
Alabama	cubic feet	795.14	235	0	640.14
Alaska	cubic feet and rolls of microfilm	114.35 c.f. and 40 rolls of microfilm	114.35 c.f. and 40 rolls of microfilm	0	0
Arizona	linear feet	582			
Arkansas	cubic feet	386	156	60	170
California					
Colorado	linear feet	approximately 250	250	0	0
Connecticut	cubic feet	352	321	14	17
Delaware					
Florida	cubic feet	170.85	163.25	0	7.6
Georgia					
Hawaii					
Idaho	cubic feet	691	510	81	100
Illinois					
Indiana		2,434.50			
Iowa					
Kansas					
Kentucky	cubic feet	369.6	250.6	119	0
Louisiana	cubic feet	237	180	38	19
Maine					
Maryland	cubic feet	1,614			
Massachusetts	linear feet	396	206	90	
Michigan	cubic feet	1,470.25	134	1,165.50	170.75
Minnesota					
Mississippi	cubic feet	1,049	660		389
Missouri	linear feet	687	462	224	1
Montana	linear feet	600			
Nebraska	cubic feet	108	64	8	36
Nevada	cubic feet	360	360	0	0
New Hampshire					
New Jersey	linear feet	1,296	1,289	1	6
New Mexico					
New York	cubic feet	2,858	2,858	0	0
North Carolina	cubic feet	4,291.11	1,959.54	1,904.63	426.94
North Dakota	linear feet	558.75	234.75	179	145
Ohio	linear feet	124	109	15	0
Oklahoma	linear feet	23	23	0	0
Oregon	cubic feet	545	525	20	0
Pennsylvania	cubic feet	447	356		91
Rhode Island					
South Carolina	cubic feet	306	279	25	2
South Dakota	linear feet	419.15			
Tennessee					
Texas	cubic feet	814	717	19	78

State	Unit of measurement	Total, all archival holdings	State/territorial government records	Local government records	Non-governmental records
Utah					
Vermont	cubic feet	253	253	0	0
Virginia	linear fet	870	376	437	57
Washington	cubic feet	10,611	3,818	6,793	0
West Virginia	cubic feet	1,000		500	500
Wisconsin	linear feet	549.7	205.8	83.3	260.6
Wyoming	linear feet	571	273	288	10

District/Territory					
American Samoa	linear feet	257			
District of Columbia					
Guam					
Northern Marianas					
Puerto Rico	N/A				
U.S. Virgin Islands	linear feet	0	0	0	0

TABLE 44. Electronic Records Accessioned by State/Territorial Archives during FY2020

State	Unit of measurement	Total, all electronic archival holdings	State/territorial government records	Local government records	Non-governmental records
Alabama	gigabyte	613.72	0.38	0	613.34
Alaska	gigabyte	544.48	544.48	0	0
Arizona	megabyte	100		100	
Arkansas	gigabyte	100	60	40	
California					
Colorado	terabyte	100 (approximately)	100		
Connecticut	gigabyte	244	244	0	0
Delaware					
Florida	gigabyte	305.59	305.43	0	0.15
Georgia					
Hawaii					
Idaho	None				
Illinois					
Indiana	gigabyte	436.35	13.18		
Iowa					
Kansas	gigabyte	500	500		
Kentucky	gigabyte	446	445.14	>1	0
Louisiana		Not currently accepting electronic records.			
Maine		0			
Maryland	gigabyte	473			
Massachusetts	gigabyte	901.22	901.22		
Michigan	terabyte	1.17	1.17		
Minnesota					
Mississippi	terabyte	5	1		4
Missouri	gigabyte	0.2	0.2	0	0
Montana	gigabyte	500			
Nebraska					
Nevada	gigabyte	29	29	0	0
New Hampshire					
New Jersey		0	0	0	0
New Mexico					
New York	gigabyte	305	305		
North Carolina	gigabyte	1,262.17	1229.14		33.03
North Dakota	gigabyte	27.15	20	0.15	7
Ohio	megabyte	41	41	0	0
Oklahoma					
Oregon	individual files	15,764	15,764	0	0
Pennsylvania	gigabyte	50	50		
Rhode Island					
South Carolina	gigabyte	205			
South Dakota	gigabyte	2785	2716		69
Tennessee					
Texas	gigabyte	7260.7			

State	Unit of measurement	Total, all electronic archival holdings	State/territorial government records	Local government records	Non-governmental records
Utah					
Vermont	Digital Object/File	1,005	1,005	0	0
Virginia	terabyte	2.77	2.77	0	0
Washington	terabyte	12.7	1.3	11.4	0
West Virginia					
Wisconsin	not tracked				
Wyoming	gigabyte	308.5	50.5	13.95	274.06

District/Territory					
American Samoa					
District of Columbia					
Puerto Rico	N/A				
U.S. Virgin Islands	gigabyte	0	0	0	0

RECORD CENTER HOLDINGS

TABLE 45. Record Centers

State	Does your institution have an active Records Center?	Is there a chargeback or other fee structure for your records center storage?	What is your fee/charge structure?	How much do you estimate that you save your state or territory by providing this service rather than the state/territory utilizing third-party vendors?	How many agencies, local government departments or other records creating groups does your records center work with annually?
Alabama	Yes	Yes	\$0.48 per cubic foot storage per month. Box purchase cost ranges from \$1.00 for a used box to \$1.81 for a new box.	\$49,000 per month, \$588,000 per year	44 agencies
Alaska	No				
Arizona	No				
Arkansas	No				
California					
Colorado	No				
Connecticut	Yes	No		\$807,514	29 executive agencies
Delaware					
Florida	Yes	Yes	We do not provide this except in response to public records requests.	Information not available.	150
Georgia	Yes	Yes			
Hawaii					
Idaho	Yes	Yes	Monthly storage and service based fees.	This would require a cost benefit analysis which has not been undertaken by the state archives.	44 counties, 200 cities, 80 state agencies.
Illinois					
Indiana	Yes	No			
Iowa	No				
Kansas	No				
Kentucky	Yes	Yes	\$.43 per cubic foot, per month	Unknown	137 - based upon billing invoices
Louisiana	Yes	No		\$100 per box, approximately \$60,000 per year	between 100-150
Maine	Yes	No		more than \$500,000 annually	over 100
Maryland	No				
Massachusetts	No				
Michigan	No				
Minnesota	No				
Mississippi	Yes	No			100
Missouri	Yes	Yes	Indirect billing only for space costs based on agency holdings at the end of the previous fiscal year. These funds go to another state agency (Office of Administration).	1,142,978.14	444
Montana	No				
Nebraska	No				
Nevada	Yes	No			
New Hampshire					
New Jersey	No				
New Mexico					
New York	Yes	Yes	2.90 per container per year	\$5.5 million	57

State	Does your institution have an active Records Center?	Is there a chargeback or other fee structure for your records center storage?	What is your fee/charge structure?	How much do you estimate that you save your state or territory by providing this service rather than the state/territory utilizing third-party vendors?	How many agencies, local government departments or other records creating groups does your records center work with annually?
North Carolina	Yes	No			165 government entities
North Dakota	No				
Ohio	No				
Oklahoma	Yes	Yes	\$0.30 per cubic foot per month.		43
Oregon	Yes	Yes	\$11 per box per biennium, billed quarterly	roughly \$8,000,000 per biennium	80
Pennsylvania	Yes	Yes	\$3.43 per box. Structure is SRC budget /# boxes at SRC x # of agency boxes at SRC.	Unsure	36
Rhode Island	Yes	Yes			
South Carolina	Yes	No		\$769,274	20
South Dakota	No				
Tennessee					
Texas	Yes	Yes	https://www.tsl.texas.gov/sites/default/files/public/tslac/slrn/storage/Records%20Storage%20Fees%20FY2021%20NIGP%20Codes.pdf Records Center Stack Storage (962-95-01) Cubic Ft (CF)* \$ 0.20		83
Utah					
Vermont	Yes	No		\$0.50 per box per month, which is the agreed upon price with a local third party vendor	60+
Virginia	Yes	Yes	Per box storage fee.		
Washington	Yes	Yes	35% of total biennial allotted funds divided by number of boxes in RC to create a per box charge that is billed to state agencies by the average number of boxes they had stored in the previous year	15 times less expensive than office space	105
West Virginia	No				
Wisconsin	No				
Wyoming	Yes	Yes	The chargeback structure is determined by another state agency (they have not yet shared the details with us) and the fees go into the state's general fund (not part of the State Archives' income).	Not determined.	56+ state agencies, boards, and commissions. We advise local govt entities on records management.

District/Territory					
American Samoa	Yes	No		\$300,000.00	35
District of Columbia	Yes	No			48
Guam					
Northern Marianas					
Puerto Rico	No				
U.S. Virgin Islands	No				

Records Management Only Programs					
Maryland	Yes	Yes	.42 per cubic foot		Approximately 40

State	Does your institution have an active Records Center?	Is there a chargeback or other fee structure for your records center storage?	What is your fee/charge structure?	How much do you estimate that you save your state or territory by providing this service rather than the state/territory utilizing third-party vendors?	How many agencies, local government departments or other records creating groups does your records center work with annually?
Michigan	Yes	Yes	Expenses for the records center operations, retention schedule development and records management training are distributed to Departments based on the storage and retrieval activities of the Records Center from the previous year through the Statewide Cost Allocation Plan.		34 "departments" 1008 "business units"
Montana	No				
Nebraska	Yes	Yes	.51 per cubic foot per month regular storage, .91 per cubic foot per month for cold storage	Thousands	100
Tennessee	Yes	Yes	Based on the volume of storage and work order requests.	We utilize a mix of services and contracts.	60 agencies
Wisconsin	Yes	Yes	Storage- per box per month Delivery- charge to deliver a checked out box Destruction- charge for all destruction of records	Not tracked	80

TABLE 46. Non-Electronic Records Center Holdings (cubic feet)

State	Total, all records center holdings	State/territorial government records	Local government records	Non-governmental records
Alabama	45,040	45,040	0	0
Alaska				
Arizona				
Arkansas				
California				
Colorado				
Connecticut	62,058	62,058	0	0
Delaware				
Florida	157,626.25			
Georgia	176,019			0
Hawaii				
Idaho	32,681	32,191	490	
Illinois				
Indiana	125,215	125,215	0	0
Iowa				
Kansas				
Kentucky	233,328	233.33	0	0
Louisiana	39,000	39,000	N/A	N/A
Maine	33,525	33,525	0	0
Maryland				
Massachusetts				
Michigan				
Minnesota				
Mississippi	14,300	14,300		
Missouri	442,329	442,329	0	0
Montana				
Nebraska				
Nevada				
New Hampshire				
New Jersey				
New Mexico				
New York	297,000	297,000	0	0
North Carolina	158,750	149,016	7,884	1,848
North Dakota				
Ohio				
Oklahoma	38,033			
Oregon	90,000	90,000	0	0
Pennsylvania	233,914	233,914		
Rhode Island				
South Carolina	69,882	69,882	0	0
South Dakota				
Tennessee				
Texas	348,800	348,193	607	0
Utah				

State	Total, all records center holdings	State/territorial government records	Local government records	Non-governmental records
Vermont	98,088	97,544	544	0
Virginia				
Washington	302,480	302,480	0	0
West Virginia				
Wisconsin				
Wyoming	41,000	41,000	0	0

District/Territory				
American Samoa	14,000			
District of Columbia	22,872			
Guam				
Northern Marianas				
Puerto Rico				
U.S. Virgin Islands				

Records Management Only Programs				
Maryland	163,000	163,000		
Michigan	284,812	284,812	0	0
Montana				
Nebraska	71,000	71,000		
Tennessee	202,443	202,443	0	0
Wisconsin	289,000	190,000	99,000	N/A

TABLE 47. Trends in Records Center holdings since FY2006

Year	Total volume of paper and non-electronic records*	State/Territorial Government records	Local government records	Non-governmental records	Security Microfilm
2006	6,047,979	5,784,447	85,160	178,372	Not reported
2010	5,214,501	4,960,906	27,315	9,561	216,371
2012	7,145,493	6,758,037	22,628	100	371,631
2014	5,160,194	4,944,850	26,450	0	188,894
2016	6,941,844	5,539,017	55,615	10,471	1,336,741
2018	5,043,574	3,401,500	169,974.40	13,429	Not reported
2018	4,086,295	3,334,175	108,525	1,848	Not reported

*As reported, not calculated

TABLE 48. *Electronic Records Center holdings*

State	Does your records center provide storage of electronic records?	Unit of measurement	Total, all records center holdings	State/territorial government records	Local government records	Non-governmental records
Alabama	No					
Alaska						
Arizona						
Arkansas						
California						
Colorado						
Connecticut	No					
Delaware						
Florida	Yes	Not available: we rent space for digital media but do not have information about media contents	Not available: we rent space for digital media but do not have information about media contents			
Georgia	No					
Hawaii						
Idaho	No					
Illinois						
Indiana	No					
Iowa						
Kansas						
Kentucky	No					
Louisiana	No					
Maine	No					
Maryland						
Massachusetts						
Michigan						
Minnesota						
Mississippi	No					
Missouri	No					
Montana						
Nebraska						
Nevada	No					
New Hampshire						
New Jersey						
New Mexico						
New York	No					
North Carolina	No					
North Dakota						
Ohio						
Oklahoma	No					
Oregon	No					
Pennsylvania	No					
Rhode Island	No					
South Carolina	No					

State	Does your records center provide storage of electronic records?	Unit of measurement	Total, all records center holdings	State/territorial government records	Local government records	Non-governmental records
South Dakota						
Tennessee						
Texas	No					
Utah						
Vermont	No					
Virginia	No					
Washington	No					
West Virginia						
Wisconsin						
Wyoming	Yes	gigabytes	2110	1360.72	154.32	0
District/Territory						
American Samoa	No					
District of Columbia	No					
Guam						
Northern Marianas						
Puerto Rico						
U.S. Virgin Islands						

Records Management Only Programs						
Maryland	No					
Michigan	Yes	gigabytes	14,502	14,502	0	0
Montana						
Nebraska	No					
Tennessee	No					
Wisconsin	No					

TABLE 49. Record Center Retrievals and Disposals

State	How many box retrievals did your records center complete last year?	How many cubic feet of records did your records center dispose of last year?
Alabama	7,057	648
Alaska		
Arizona		
Arkansas		
California		
Colorado		
Connecticut	1965 reference requests and 1,670 re-files or inter-files	4,261
Delaware		
Florida	5,455	12,604
Georgia		
Hawaii		
Idaho	Boxes=1,852; Files=1,463	143 onsite shreds. A records destruction moratorium is in place for most records due to opioid cases
Illinois		
Indiana	1,111	19,847
Iowa		
Kansas		
Kentucky	18,053 records requested - we do not track by box	7,297
Louisiana	We do not track box retrievals for agencies.	2,745
Maine		4,711
Maryland		
Massachusetts		
Michigan		
Minnesota		
Mississippi	109	3,630
Missouri	24,035	13,791
Montana		
Nebraska		
Nevada	1,213	3,635
New Hampshire		
New Jersey		
New Mexico		
New York	7,596	17,544
North Carolina	3,397	5,342
North Dakota		
Ohio		
Oklahoma		2,837
Oregon	12,187	4,763
Pennsylvania	5,911	12,080
Rhode Island	2,897	2,801
South Carolina	6,097	7,388
South Dakota		
Tennessee		
Texas	19,203	23,144
Utah		

State	How many box retrievals did your records center complete last year?	How many cubic feet of records did your records center dispose of last year?
Vermont	8,415	5,958
Virginia		
Washington	23,122	16,337
West Virginia		
Wisconsin		
Wyoming	2,807	3,797

District/Territory		
American Samoa	325	0
District of Columbia		
Guam		
Northern Marianas		
Puerto Rico		
U.S. Virgin Islands		

Records Management Only Programs		
Maryland	4,000	17,000
Michigan	19,586	16,785 (one disposal cycle was skipped for software upgrade)
Montana		
Nebraska	5,000	10,000
Tennessee	Approximately 12,000	20,945
Wisconsin	12,000	17,000

APPENDIX C:

Access and Engagement

REFERENCE INTERACTIONS

TABLE 50. COVID Impacts

State	Did your facility close to the public due to the COVID-19 pandemic?	How long were you closed?	Have you reopened as of the time of this survey?	When you reopened what restrictions did you put in place?
Alabama	Yes	March 17 - June 2	Yes, fully	Reduced hours in the Research Room: only open Tues. - Fri, with a morning slot 8:30 - 12:00 and an afternoon slot 1:00 - 4:30. The research room is closed one hour each day for cleaning. Research is by appointment only, with only 4 research patrons allowed per morning or afternoon slot. Research is limited to original archival materials and no access is allowed to computers or microfilm readers.
Alaska	Yes	3 months	Yes, with restrictions	Shortened research center hours and days (currently Tuesday through Friday, 12:00-4:00); by appointment only with 48 hours advance appointment. Facility does close to public completely if Covid case counts are on an up-tick. No volunteers, interns or family allowed at this time in our phased re-opening plan.
Arizona	No			
Arkansas	Yes	two months--March 20-May 26.	Yes, with restrictions	Research room open for appointment only; masks and health questionnaire required; limits on numbers of researchers at any given time; reduced hours to allow for staff to sanitize research areas.
California				
Colorado	Yes	2 months	Yes, with restrictions	In person services are now by appointment only. Reference staff is working from home partially, so appointment days are limited to 2 days per week. Limiting persons in research room at one time to at most 2 appointments plus staff, but most often only one appointment at a time.
Connecticut	Yes	8 months and counting	Yes, with restrictions	Only critical need state employees or researchers with pending legal or administrative hearing are able to access the collections by appointment. The Records Center is not accessible to the public. State Agency employees access is by appointment only, procedures are the same now as they were prior to closure. Other RM staff have been working remotely with state and local government agencies on records management issues.
Delaware				
Florida	Yes	Since March 19, 2020	No	
Georgia	No			
Hawaii				
Idaho	Yes	3 months	Yes, with restrictions	Appointment to visit reading room. Mandatory mask wearing while visiting research center and social distancing.
Illinois	Yes	2.5 months	Yes, with restrictions	Appointment only and reserving materials to be researched, to allow for 48 pre- and post quarantines of the records. Llimit to two researchers in the reference room. social distancing. Limit to the same staffer pulling the record, delivering the record and returning the record. Staff safety measures, such as PPE, temperature taking in the morning, wiping down areas used by them (copy machine) or the public after each use.
Indiana	Yes	Just under 4 months. We closed March 16 and re-opened July 6.	Yes, with restrictions	We are open for research by appointment only. Appointment times may be limited in order to ensure we have enough room for social distancing in the reading room.
Iowa	Yes	We are still closed, but providing remote service to citizens	No	
Kansas	Yes	10 weeks	Yes, with restrictions	
Kentucky	Yes	Closed for public admittance in March, but never ceased operation	No	
Louisiana	Yes	From mid-March through May	Yes, with restrictions	Appointments required for the Research Room, with a limited number of appointments each day. Additionally, each appointment slot was limited to two individuals. Our public areas (lobby, exhibit rooms, etc. were limited to capacity by the phase restrictions set forth by the state government.
Maine	Yes	7 months	Yes, with restrictions	All research visits by the public or staff of government agencies are by appointment only, with only one person allowed in our research space at a time. Visitors must wear masks through the entire visit. We have encouraged online research and have worked extensively with researchers remotely.
Maryland	Yes	March 16 to July 6 (when we opened for limited appointments only)	Yes, with restrictions	For public patrons: Limited appointments, by reservation only; face covering/mask required for entirety of visit; COVID-19 screening (questions) administered by Department of General Services security staff; installation of temporary plexi screens to separate staff and patrons. For staff working in building: COVID-19 screening (questions) administered by Department of General Services security staff; face covering/mask required at all times unless inside individual office; maintain social distance of six feet when possible.
Massachusetts	No			
Michigan	Yes	The building is still closed to the public as of October 2020.	No	
Minnesota	Yes	Closed in March	No	

State	Did your facility close to the public due to the COVID-19 pandemic?	How long were you closed?	Have you reopened as of the time of this survey?	When you reopened what restrictions did you put in place?
Mississippi	Yes	3 months	Yes, with restrictions	Appointment scheduling, social distancing, sanitization routine
Missouri	Yes	We were closed to walk in customers for 9 weeks but allowed 3x as many simultaneous remote requests	Yes, with restrictions	Scheduled appointments, limited number of onsite researchers, physical distancing, masks, cleaning, isolation times
Montana	Yes	11 weeks (March 23-June 9)	Yes, with restrictions	We are open only by appointment, allowing only 4 people in our reading room at a time (plus 1 staff member). We require masks, close the room at noon to clean, and will not pull materials same day. We require 48 hours lead time to pull and quarantine materials.
Nebraska	Yes	4 months	Yes, with restrictions	History Nebraska reopened the museum, branches, gift shop, and reference room on July 7, 2020. Measures were instituted for cleaning, limiting number of patrons, and hours of operation were reduced for the general public in these areas. Staff is required to wear masks when we are in common areas for all facilities and buildings.
Nevada	Yes	Open by appointment only	Yes, with restrictions	Appointment only with masks required
New Hampshire				
New Jersey	Yes	Facility remained closed as of 6/30/2020 and may be closed for at least 6 more months.	No	
New Mexico	Yes	we have been closed since March	No	
New York	Yes	We are still closed	No	
North Carolina	Yes	Still closed as of October 23, 2020	No	
North Dakota	Yes	3 months (March - June)	Yes, with restrictions	Limited to six researchers at a time with appointment required. Mask were requested, but not mandatory.
Ohio	Yes	March 14-September 16, 2020; October 21 -	No	
Oklahoma	No			
Oregon	Yes	March 16 - present	No	
Pennsylvania	Yes	Archives and State Records Center closed 4 months at end of June.	Yes, with restrictions	The State Archives is not open yet. The State Records Center has some staff that cannot work at home and they are back full time, Other SRC staff are in 2-3 mornings. No one but staff can enter the building, all must wear masks, records need to sit for at least 24 hours before handling. Sanitization crews are in once a week, staff must wipe down surfaces after they are touched.
Rhode Island	Yes	March 2020-September 2020	Yes, with restrictions	Research is by appointment only. Very limited response thus far.
South Carolina	Yes	3/19/20 to 7/15/20	Yes, with restrictions	Masks required for staff and patrons and limited seating at tables and computers to ensure social distancing.
South Dakota	Yes	three months	Yes, with restrictions	Open by appointment only; moved the furniture to increase space between research tables which limited the number of researchers allowed in the research room at any given time; plexiglass protectors between staff and visitors at the reference desk; increased cleaning of the research room to twice a day which limited our open hours; staff wear masks and the public is strongly encouraged to wear masks
Tennessee				
Texas				
Utah	No			
Vermont	Yes	11 weeks	Yes, with restrictions	Appointments are required for the reference room
Virginia	Yes	We were closed from mid-March until early-July.	Yes, with restrictions	We are open 10-4 Tuesday-Friday instead of 9-5 Monday- Saturday. Visits are by appointment only. Visitors are limited (no more than 30 at one, I believe) and visitors must wear masks.
Washington	Yes	3 months	Yes, with restrictions	Wellness check at door. Face mask required. Gloves required. Minimal amount of visitors in research room. Not all of our facilities are open, only 2 out of the five.
West Virginia	Yes	3 months (April - June)	Yes, with restrictions	Health Department limits to five persons in our library at a time. Patrons must make an appointment. They have their temperature checked at the door, are asked a few health questions, and are required to wear a mask.
Wisconsin	Yes	3/16-6/30	Yes, with restrictions	We are open by appointment only. Appointments are available Tues., Wed., Thurs. for four researchers in the morning and four in the afternoon. Cleaning takes place from 12-1. We also do not allow the public to use the scanners. There is also no onsite paging, everything has to be paged ahead of time and then quarantines for a few days before it can be used again/re-shelved. Our library is open for 10 people Tues., Wed., Thurs. morning only.
Wyoming	Yes	2.5 months	Yes, fully	We request mask use and 6 feet social distancing. We removed half of the chairs in the reading room. We disinfect workstations after each use (and have a dirty/clean card at each spot). We have a limit of 6 people in the reading room. We quarantine boxes used by the public for 48 hours.

State	Did your facility close to the public due to the COVID-19 pandemic?	How long were you closed?	Have you reopened as of the time of this survey?	When you reopened what restrictions did you put in place?
-------	---	---------------------------	--	---

District/Territory				
American Samoa	No			
District of Columbia	Yes	March 16 to present	No	
Guam				
Northern Marianas				
Puerto Rico	Yes	March 13 - October 2	Yes, with restrictions	Appointment only; Limit % of visits by people and day (3 people, 2 days a week) ; use of mask.
U.S. Virgin Islands	Yes		No	

Records Management Only Programs				
Maryland	No			
Michigan				
Montana	No			
Nebraska	Yes	Still closed only by appointment	Yes, with restrictions	Only by appointment
Tennessee	No			
Wisconsin	No			

TABLE 51. Reference Interactions

State	How many in-person/ on-site visits were served by staff in FY2020?	How many remote/off-site requests were served during FY2020?			
		Total requests via postal mail	Total requests via telephone	Total requests via online forms, email, instant messaging	Overall Total
Alabama	1,021	132	4,080	1,505	5717
Alaska	90	3	91	276	460
Arizona					
Arkansas	1,823 across all three locations	16 (main facility only)	not reported (main facility only)	376 (main facility only)	657 (for all three locations)
California					
Colorado	794	80	10	2,985	3,075
Connecticut	250	536	280	320	900
Delaware					
Florida	3,540	82	2,624	2,547	5,253 remote/offsite
Georgia	6,208	19	2,178	5,441	7,638
Hawaii					
Idaho	1,164 (255 - researchers; 909 exhibit visitors)	6 - Reference; Gov. Records - 205; Records Center - 4,223	133 reference services		
Illinois	302	273	1,534	822	2,629
Indiana	187	182	2,399	3,196	6,546
Iowa	5				
Kansas					
Kentucky	1,257	287	4,645	4,000	8,932
Louisiana	1,633 (this is reflective of visitors to our Research Library)	7,794 (Vital Records requests)	1,313 (Vital Records requests)	3,383 (requests coming to Research Library staff)	12,490 (total of above entries)
Maine	1,181	1,916	2,308	2,412	7,817
Maryland	3896 (July 1, 2019 through March 13, 2020)	8,768	11,586	11,224	46,122 (this total includes 14,544 file pulls for criminal research)
Massachusetts	615	1,165	1,300	2,985	5,450
Michigan	491	49	1,090	1,931	3,070
Minnesota	7,235				
Mississippi	3,300	1,000	7,500	2,154	10,654
Missouri	1,069	862	3,105	4,627	8,504
Montana	1,423	400	2,700	3,392	6,492
Nebraska	1,091	296	1,443	2,715	4,454
Nevada	9	2			526
New Hampshire					
New Jersey	2,550	360	8,720	5,435	14,515
New Mexico	125				275
New York	1,846	564	2,594	10,634	13,797
North Carolina	4,024				14,536
North Dakota	1,418	25	237	1,391	1,653
Ohio	1,565	1,869	934	4,188	6,991
Oklahoma	108	47	132	1,015	1,194
Oregon	901	39	1,701	3,064	4,837
Pennsylvania	980	822	1,383	3,761	5,966

State	How many in-person/ on-site visits were served by staff in FY2020?	How many remote/off-site requests were served during FY2020?			
		Total requests via postal mail	Total requests via telephone	Total requests via online forms, email, instant messaging	Overall Total
Rhode Island	358	94	161	1,021	1,276
South Carolina	2,179	290	3,106	2,737	6,103
South Dakota	340	247	982	6,561	7,790
Tennessee					
Texas					
Utah	110				580
Vermont	825				492 copy requests
Virginia	this number is not available	969	2949	not available	3918
Washington	874				8370
West Virginia	3,500	203	1,437	16,228	17,868
Wisconsin	3,508	Not tracked	Not tracked	6757	6,757
Wyoming	933				2,410

District/Territory					
American Samoa	350	5	100	25	130
District of Columbia	174			818	957
Guam					
Northern Marianas					
Puerto Rico	700				over 200 (July- September 2020)
U.S. Virgin Islands	0	0	0	0	0

TABLE 52. Trends in Reference Activities - Archives Only

Year Reported	Postal mail, total number of letters	Electronic communications, total number of requests	All mail (physical and electronic)	In person, total number of daily visits	By telephone, total number of calls	Total, person-to-person contracts	Other reference-related activity not listed	Total all reference activity
FY2006	155,710	150,785	306,495	285,404	245,529	530,933		837,428
FY2010	87,791	144,721	232,512	160,433	131,819	292,252		539,764
FY2012	67,121	153,934	221,055	172,095	134,137	306,232	676,574	1,203,861
FY2014	81,218	120,666	201,884	129,573	134,228	263,801	577,248	1,042,893
FY2016	50,772	199,116	249,888	127,928	101,325	229,253	269,915	723,503
FY2018	69,030	208,400	277,430	141,312	106,633	247,945	792	526,167
FY2020	29,606	119,926	149,532	65,952	74,755	140,707		290,239

TABLE 53. Records Center Reference and Customer Service Activities

State	Did your institution support Records Management services?	How many Records Management questions were received by your RM staff in FY2020?	How many office visits did your Records Management staff conduct in FY2020?	How many Records Management trainings did your staff conduct in FY2020?
Alabama	Yes	1,626	74	33
Alaska	Yes	29	20	4
Arizona	Yes	approximately 3,000	2 due to the pandemic	None
Arkansas	No			
California				
Colorado	Yes	300	2	3
Connecticut	Yes	N/A - RM staff does not keep these statistics	N/A - RM staff does not keep these statistics	4 local government
Delaware				
Florida	Yes	3,942	4 (not including may trainings that were done in local or state agency offices	71
Georgia	Yes			
Hawaii				
Idaho	Yes	We don't track this data. It's a weekly activity.	Monthly activity.	On demand
Illinois	Yes	2,426	229	14
Indiana	Yes	850	13	6,400 employees took online trainings; 2 in-person classes
Iowa	No			
Kansas				
Kentucky	Yes	26,893	114	5
Louisiana	Yes	We don't track this information.	We don't track this information.	20-30 (primarily through monthly training classes, which were stopped by Covid)
Maine	Yes	250	15	10
Maryland	Yes	Unknown	23 (This includes site visits related to transfers. It does not include meetings done by phone or c	5
Massachusetts	Yes		10-12	
Michigan	No			
Minnesota	No			
Mississippi	Yes	400	77	5
Missouri	Yes	information not collected	information not collected	information not collected
Montana	Yes		30	5
Nebraska	No			
Nevada	Yes	1,848	6	5
New Hampshire				
New Jersey	No			
New Mexico	Yes	100	100	14
New York	Yes	7,698	529	39
North Carolina	Yes	1,814		40 sessions for 1,580 participants
North Dakota	No			
Ohio	Yes	2,652	24	13
Oklahoma	Yes		5	5
Oregon	Yes	1,119	303	94

State	Did your institution support Records Management services?	How many Records Management questions were received by your RM staff in FY2020?	How many office visits did your Records Management staff conduct in FY2020?	How many Records Management trainings did your staff conduct in FY2020?
Pennsylvania	Yes	1,078	Not available	11
Rhode Island				
South Carolina	Yes	3,020	9	25
South Dakota	No			
Tennessee				
Texas				
Utah	Yes	25,295	95	16 events
Vermont	Yes	do not track	400.5 *hours*	146 *attendees*
Virginia	Yes	4000	20	15
Washington	Yes	3,686	54	68
West Virginia	Yes	250	10	1
Wisconsin	No			
Wyoming	Yes	1,502	51	56

District/Territory				
American Samoa	Yes	25	10	10
District of Columbia	Yes			
Guam				
Northern Marianas				
Puerto Rico	No			
U.S. Virgin Islands	No			

Records Management Only Programs				
Maryland	Yes			3
Michigan	Yes	1 analyst logged 300 inquiries during the FY, 6 additional people received inquiries, possibly 1,800	This is not tracked	25 live sessions, plus online training available on demand that had thousands of registrants
Montana	Yes	1000	12	50
Nebraska	Yes	5000	0	3
Tennessee	Yes	We do not track	Approximately 300	12
Wisconsin	Yes	Not tracked	0 this function closed due to pandemic	not tracked

ONLINE ENGAGEMENT

TABLE 54. Engagement with Agency Websites

State	Total unique visitors to your agency's website	Total number of “hits” (gross number of accesses to agency's website	Total unique visitors to your public digital repository interface	Total referrals to your website from other online locations	Of the total referrals to your website from other online locations, what are the totals for following services?				Other external reference-related activity is not captured previously
					Ancestry	Family Search	Flickr	Regional network or DPLA Hub	
Alabama	236,133	1,224,295	82,684	No information on this.	N/A	N/A	N/A	N/A	
Alaska	22,559	528,901	Not Available	17,861	15	1	0	Unknown	
Arizona									
Arkansas	224,373	449,977	134,235	not measured.	not reported.	not reported.	not reported.	not reported.	not reported.
California									
Colorado		687,000	N/A	412,518	0	0	0	0	Most of our website referrals are from search engines and other state and local Colorado government websites. Others are history and genealogical websites not listed above, as well as social media platforms (Facebook and Instagram)
Connecticut	6,418,531	N/A	N/A	N/A					1. portal.ct.gov 2. atlas.ct.gov 3. researchitct.org 4. cslib.contentdm.oclc.org 5. tumblr.com 6.bradburymiller.com 7. ctstatelibrary.libapps.com 8. jud.ct.gov 9. archives.library.wcsu.edu 10. cslib.cdmhost.com
Delaware									
Florida	Not available	Not available	Not available	Not available	Not available	Not available	Not available	Not available	
Georgia	166,225	N/A	N/A	N/A					
Hawaii									
Idaho	11,459	24,384			N/A	N/A	N/A	N/A	N/A
Illinois	Data not kept	Data not kept	Data not kept	Data not kept	Data not kept	Data not kept	Data not kept	Data not kept	
Indiana	762,613	12,016,526	286,769	48,450	21,969	12	0	124	
Iowa									The organization keeps very meticulous external reference activity records to quantify program value. However, it is easily do able to break out State Archives requests from other reference types within our data.
Kansas									
Kentucky	kdla.ky.gov 77,506	1,058,831	10,307	906 (excluding KLDA. ky.gov traffic	4	1			
Louisiana	This section's information is not available due to sharing our website with parent agency.				N/A	N/A	N/A	N/A	We have active social media accounts which is our main source of promotion.
Maine									
Maryland	1,416,886	303,639,125		178,507,276	Unknown	Unknown	Unknown	Unknown	Pre-COVID, we regularly hosted in-person “brick wall” sessions to help patrons with in-depth genealogical research; we also hosted virtual “brick wall” sessions. During COVID, when our building is open for limited appointments, our staff is conducting daily phone interviews with patrons to assist with locating records in our collection and providing digital copies where possible to avoid the necessity of in-person appointments.
Massachusetts	3,860	6,348	73,633	5,693	13	0	0	0	We have data for many referrals to our Digital Repository from other sources: 1,273 visitors from search engines (1,005 referrals from Google, 91 referrals from Yahoo, 80 referrals from Bing, 36 referrals from DuckDuckGo, 11 referrals from AOL), 65 referrals from Facebook posts/links were (presumably) posts about our collections, and 8 referrals from a post that was made on the Maine Society of Land Surveyors.
Michigan	79,946	168,822	79,946	32,249	353	70	0	0	
Minnesota									
Mississippi	121,000	7,100,000							
Missouri	75,360 monthly average; 84,449 highest month	27,892,267	N/A	3,222,374	371,019	2,381	0	12,777 (MDH)	Annual unique IPs not tracked so monthly average and high month provided--75,360 monthly average; 84,449 highest month
Montana	350,293	1,185,406	19,199	25,388				4,205	
Nebraska	323,031	418,828	315,361	101,048					
Nevada	Unknown	Unknown	Unknown	Unknown					
New Hampshire									
New Jersey	Unfortunately, we cannot track this data.	Unfortunately, we cannot track this data.	Unfortunately, we cannot track this data.	Unfortunately, we cannot track this data.	Unfortunately, we cannot track this data.	Unfortunately, we cannot track this data.	Unfortunately, we cannot track this data.	Unfortunately, we cannot track this data.	Some reference requests are received through our facebook page, but they are not tracked numerically.

State	Total unique visitors to your agency's website	Total number of “hits” (gross number of accesses to agency's website	Total unique visitors to your public digital repository interface	Total referrals to your website from other online locations	Of the total referrals to your website from other online locations, what are the totals for following services?				Other external reference-related activity is not captured previously
					Ancestry	Family Search	Flickr	Regional network or DPLA Hub	
New Mexico	21,840	3,140,476							
New York	847,084	1,164,197	269,652	11,371	249	0	0	443	Ancestry.com New York portal: 13,337,149 page views, 5,609,870 image views, 7,727,279 text views.
North Carolina	105,640	512,747	317,655	17,444	14	4		43	Our top 10 referrals for FY2019-2020 are: 1. Vitalrecords.nc.gov: 4,638 users 2. m.facebook.com: 1,136 users 3. ncgenweb.us: 817 users 4. ncpedia.org: 782 users 5. ncrecords.wordpress.com: 749 users 6. deathindexes.com: 548 users 7. facebook.com: 484 users 8. nclandgrants.com: 454 users 9. ncarchives.wpcomstaging.com: 415 users 10. archives.gov: 364 users
North Dakota	95,380	363,233	171,368	27,400	20	0	0	700	N/A
Ohio	704,698	2,045,681	372,453						
Oklahoma	168,598	1,081,344	105,240	58,324	1,609	18	0	1	“Ask a Librarian” service through Agency website.
Oregon	315,770	821,428		42,374					
Pennsylvania	351,237	1,624,028	40,567,789	not available	4,011,628			28,219	
Rhode Island									Our Digital Archives has exceeded 500,000 downloads for this year.
South Carolina	75,482	285,752	9,971	9,299	9	0	0	0	Unique visitors to SCHPR (South Carolina Historic Properties Record number 24,112 which is separate from SCERA (South Carolina Electronic Records Archives) that is noted above.
South Dakota	58,998	83,399	27,912						
Tennessee									
Texas									
Utah	825,572	3,356,041	166,349	222,009	don’t know	don’t know	don’t know	don’t know	
Vermont	do not track	do not track	do not track	do not track	do not track	do not track	do not track	do not track	We capture new researchers and requests for reference services. New researchers: 143 onsite; 194 email/mail. 1,248 unique requests for reference services.
Virginia	1,142,573	7,243,835	181,387	131,499	449	92	5	6	Staff who are not specifically in public service also answer questions received from external sources, but we cannot easily track those. In addition, staff frequently answer questions via social media outlets. We do not officially record statistics about those engagements.
Washington	494,991	5,561,930	494,991	98,873	5,331	94	0	0	
West Virginia	1.5 million	150 million							
Wisconsin									
Wyoming	31,909	118,012	13	4526	5041	N/A	N/A	RMOA: 2,870	We have used LibGuides to answer most commonly asked questions about topics (Women’s suffrage) and record types (high school transcripts, vital records) but they are handy for outreach and PR, as well. We also used social media and press releases to promote a COVID-19 collecting effort. It was a collaborative effort between the State Archives, State Museum, and a few other archival repositories in the state. We are now working on a Google Sites web page to showcase what we’ve collected.

District/Territory									
American Samoa									
District of Columbia									
Guam									
Northern Marianas									
Puerto Rico	N/A	N/A	N/A	N/A	N/A	N/A	N/A	N/A	
U.S. Virgin Islands	0	0	0	0	N/A	N/A	N/A	N/A	

TABLE 55. Assessment of Web Impact

State	How do you assess the impact of your programs and services for website visitors?
Alabama	We are limited in the ways that we can assess the impact of our programs. We are able to track the number of visitors, as well as their geographic locations through Google Analytics and and our Wix sites.
Alaska	We measure overall website usage, but do not attempt to measure the impact of programs on usage.
Arizona	We are now using LibAnswers to monitor patron requests.
Arkansas	<p>We have no formal instrument for remote patron satisfaction evaluation. Usage and access numbers for the web site help with this, since from these we can determine which collections attract the most use. We tend, however, to rely mainly on direct patron feedback. We pay attention to the types of questions asked by our patrons and the types of materials requested in order to help determine digitization priorities and to evaluate whether or not the web site is serving our--and our patrons'--needs. Based on patron questions and suggestions we work to make changes in order to make our site easier to use and richer in materials offered.</p> <p>We have occasionally used more formal surveys for patron feedback but these have generated few responses.</p>
California	
Colorado	Customer feedback (verbal and written). Website analytics. Adhering to Colorado State branding. Ensuring website content is ADA and WCAG compliant.
Connecticut	N/A
Delaware	
Florida	No formal assessment mechanism or tool. We review web stats and comments from/interactions with users. Web stats have not been available for much of this FY due to server issues.
Georgia	
Hawaii	
Idaho	The main metrics we use for assessing the impact of our web services and programs are total web traffic and percentage increased annually, total events on a given page (downloads and outbound links), and statewide representation in the utilization of our digital resources—meaning we want to see urban and rural communities across Idaho tapping into these resources.
Illinois	N/A
Indiana	We utilize Google Analytics to look at our visitors' patterns and bounce rates. A goal in the near-future is to redesign the flow of our website.
Iowa	Foot traffic, website traffic, staff and patron interactions, reference request submissions.
Kansas	
Kentucky	
Louisiana	We don't currently have any tracking in place to assist in assessing the impact for website visitors. This may be something we look at in the future.
Maine	
Maryland	We have a feedback survey on every page of our website; responses are then reviewed by staff.
Massachusetts	The website could certainly be improved. We get a lot of phone and email questions about things that could be answered by looking on the website, but people seem to struggle with navigating through our layout. We know the information could probably use some reorganization, because it is a LOT of information, but we have to figure out how to make it easy to use while still sticking to the general page layout used by the whole Secretary's office.
Michigan	Overall unique visitors, number of page views, time spent on website
Minnesota	
Mississippi	
Missouri	Number of website hits; unique IPs; requests for indexed records and, though not quantifiable, the lack of requests for records available online that have heavy usage; requests for records with citations from finding aids
Montana	
Nebraska	History Nebraska develops strong on-line content through storytelling within the post. There is also a call for action for patrons; we want to engage people with the history of Nebraska by creating invaluable connections with the past.
Nevada	
New Hampshire	
New Jersey	Our business model is website-oriented, and we know the impact is profound. Unfortunately, since the site and use measures are under the control/ authority of the State's centralized IT office, we're not able to track this quantitatively.
New Mexico	
New York	Periodic user surveys and monthly analysis of statistics.

State	How do you assess the impact of your programs and services for website visitors?
North Carolina	We solicit feedback from users, including asking them what types of resources they would like in future, through periodic surveys and social media interactions. We also ask for feedback through links on all of our web pages and the North Carolina Digital Collections. We track our stats for all of our online content, including visits and engagement, watching for patterns in both areas and to see what's popular with our researchers and what isn't being used.
North Dakota	For programming, we send a survey after the program to the participants. For website visitors, we study user analytics to drive processing and programming; however, we currently do not utilize user experience surveys for our website.
Ohio	
Oklahoma	
Oregon	
Pennsylvania	
Rhode Island	
South Carolina	By the increased number of website visitors, hits/page views and use of online forms and resources.
South Dakota	We track the pages most visited over time to determine trends.
Tennessee	
Texas	
Utah	
Vermont	The Secretary of State's Office just launched a new website in early 2020 and the options available to us for assessing programs and services for website visitors is fairly limited for division directors.
Virginia	Impact is difficult to assess in a formal, consistent way for all programs, projects, and service offerings, not only those we provide online. Impact measurement are often anecdotal and include emails and social media posts; face-to-face feedback received in the reading rooms or during programs/events re online resources; media coverage/interest. We use all this information to make adjustments to our web presence, including how we describe/share information on the site.
Washington	Surveys of users
West Virginia	
Wisconsin	
Wyoming	Comparing users, page view, bounce rate to determine if researchers are finding what they need and how quickly. We also rely heavily on verbal responses to researchers contacting us to request material. Often, "no news is good news" on that front, but we try to note when we receive specific feedback on what is and is not working.

District/Territory	
American Samoa	
District of Columbia	
Guam	
Northern Marianas	
Puerto Rico	The webpage was outdated until July 2020 when we re-launched it. We don't yet compile statistics, but we ask for Google analytics to be installed.
U.S. Virgin Islands	N/A

TABLE 56. Social Media Tools used by State/Territorial Archives and Records Management Programs

State	Which of the following social media services does your agency use? (check all that apply)									
	Blog(s)	Facebook	Flickr	Instagram	Pinterest	Transcription/ indexing sites	Tumblr	Twitter	Wikis	YouTube
Alabama	×	×				×		×		×
Alaska	×	×		×						×
Arizona		×								
Arkansas	×	×		×	×			×		×
California										
Colorado		×		×						
Connecticut		×	×		×		×	×		×
Delaware										
Florida	×	×	×	×	×		×	×		×
Georgia		×								×
Hawaii										
Idaho	×	×		×						×
Illinois										
Indiana	×	×		×		×		×		×
Iowa		×	×							×
Kansas	×	×	×	×	×			×		×
Kentucky		×		×				×		×
Louisiana		×		×				×		×
Maine		×						×		×
Maryland	×	×	×	×		×		×		×
Massachusetts	×			×						
Michigan	×	×		×				×		Vimeo
Minnesota	×	×						×		
Mississippi	×	×		×				×		×
Missouri		×	×			×		×		×
Montana	×	×		×	×	×	×	×	×	×
Nebraska	×	×		×	×			×		×
Nevada		×						×		×
New Hampshire										
New Jersey		×						×		
New Mexico		×								×
New York		×						×		×
North Carolina	×	×	×		×			×		×
North Dakota	×	×		×	×			×		×
Ohio	×	×		×				×		×
Oklahoma	×	×	×	×				×		×
Oregon		×						×		×
Pennsylvania		×	×	×				×		×
Rhode Island		×	×	×				×		×
South Carolina	×	×						×		
South Dakota		×						×		×

State	Which of the following social media services does your agency use? (check all that apply)										Other
	Blog(s)	Facebook	Flickr	Instagram	Pinterest	Transcription/ indexing sites	Tumblr	Twitter	Wikis	YouTube	
Utah	×	×		×		×		×		×	
Vermont								×			
Virginia	×	×	×	×	×	×	×	×		×	
Washington		×	×	×				×		×	
West Virginia		×		×				×		×	
Wisconsin		×	×	×			×	×		×	
Wyoming	×	×		×	×			×	×	×	

District/Territory											
American Samoa								×			
District of Columbia								×			
Guam											
Northern Marianas											
Puerto Rico		×		×				×			
U.S. Virgin Islands		×									

Record Management Only Programs											
Maryland											
Michigan											Yammer (only accessible to State of Michigan employees)
Montana		×		×				×			
Nebraska											
Tennessee											
Wisconsin		×						×		×	

TABLE 57. How Social Media is utilized by State/Territorial Archives and Records Management Programs

State	Crowd-sourcing research activities (such as transcription opportunities)	Online exhibits	Listing employment opportunities	Promoting collections (such as "On this Day" postings)	Promoting profession-wide initiatives (such as ER Day, Archives Month, Hashtag parties, and #AskAnArchivist)	Promoting public/education programs	Reference interactions	Sharing pictures and recordings of trainings, meetings and events	Update the public on closures and changes to hours	Other
Alabama	x	x	x	x	x	x	x	x	x	
Alaska		x	x	x	x	x		x	x	Share opportunities offered by other cultural/memory institutions across the state.
Arizona				x	x			x		
Arkansas	x	x	x	x	x	x	x	x	x	
California										
Colorado			x	x	x			x	x	
Connecticut		x		x	x	x			x	
Delaware										
Florida	x	x		x	x	x	x	x	x	Show how collections can be used in personal research; connect items from collections to significant events/anniversaries/commemorations; show importance of collections to people, families, communities, government
Georgia				x	x	x		x	x	
Hawaii										
Idaho	x	x	x	x	x	x		x	x	Promoting grant opportunities
Illinois		x							x	
Indiana	x		x	x	x	x			x	
Iowa				x	x	x		x	x	
Kansas		x	x	x	x	x	x		x	
Kentucky			x	x	x	x			x	
Louisiana				x	x	x			x	
Maine	x	x			x	x		x	x	
Maryland	x	x	x	x	x	x		x	x	
Massachusetts				x	x		x	x	x	
Michigan				x	x	x			x	
Minnesota			x	x	x	x	x			
Mississippi		x	x	x	x	x	x	x	x	
Missouri	x	x	x	x	x	x		x	x	Occasional cross promotion of activities of allied groups where the archives is playing a part in the activities
Montana		x	x	x	x	x	x	x	x	
Nebraska			x	x	x	x			x	
Nevada		x			x	x			x	
New Hampshire										
New Jersey				x	x	x	x	x	x	
New Mexico		x		x	x	x			x	
New York		x	x	x	x	x	x	x	x	
North Carolina	x	x	x	x	x	x		x	x	
North Dakota		x	x	x	x	x	x		x	
Ohio				x		x			x	

State	Crowd-sourcing research activities (such as transcription opportunities)	Online exhibits	Listing employment opportunities	Promoting collections (such as "On this Day" postings)	Promoting profession-wide initiatives (such as ER Day, Archives Month, Hashtag parties, and #AskAnArchivist)	Promoting public/education programs	Reference interactions	Sharing pictures and recordings of trainings, meetings and events	Update the public on closures and changes to hours	Other
Oklahoma			X	X	X	X	X	X		
Oregon				X	X	X	X	X	X	
Pennsylvania				X	X	X		X	X	
Rhode Island		X		X		X		X	X	
South Carolina		X		X	X	X		X	X	
South Dakota			X	X	X	X		X	X	
Tennessee										
Texas										
Utah	X	X	X	X	X	X		X	X	
Vermont				X	X		X			
Virginia	X	X	X	X	X	X	X	X	X	
Washington				X	X	X	X	X	X	
West Virginia				X		X				
Wisconsin			X	X	X	X			X	
Wyoming			X	X	X	X	X	X	X	

District/Territory										
American Samoa				X	X	X			X	
District of Columbia				X						
Guam										
Northern Marianas										
Puerto Rico						X			X	As a Program within an agency we don't have our own social media accounts. We share updates of services, resources and activities
U.S. Virgin Islands						X			X	

Records Management Only Programs										
Maryland						X			X	
Michigan										To correct inaccurate information posted by others related to records management.
Montana	X				X	X		X		
Nebraska										
Tennessee										
Wisconsin			X						X	News related to agency

TABLE 58. Strategies for Effective Engagement through Social Media

State	What do you view as your most effective strategy to spur engagement through social media?
Alabama	The public loves a good story. Our most effective posts are those that involve stories related to collections that are relatable, interesting, and engaging. High quality images are also key. We have had good success creating regular series using a common hashtag. Leading up to Alabama's Bicentennial we developed a series called #PathToStatehood. Throughout the year we posted key events on the day(s) they happened 200 years ago with images of related items from our collections. In 2020 we began using #WCW (Women Crush Wednesday) hashtag to share the stories and images of Alabama women each week. Similarly, our #FreshFromTheArchives series spotlights recently digitized materials.
Alaska	Asking a question or providing a call to action has sometimes been effective in fostering engagement with our followers. However we seem to get the most "likes" when we've taken the time to plan out posts, particularly series, and make sure our content is engaging and informative. Being proactive instead of reactive has been a game changer. Additionally, participating in established campaigns, such as the monthly #archiveshashtagparty posts has helped boost our visibility on Instagram as well
Arizona	Our webpage
Arkansas	Posting consistently with a wide variety of significant content. Each week we feature an "Ask an Archivist post, a blog entry, highlighted images from our collection and a genealogy-themed posting.
California	
Colorado	Linking our historic records with present-day events. Our social media audience tends to be members of the general public, so our focus has been promoting collections and highlighting human interest stories through our holdings. The more often we can post the more engagement we've seen, although it is very hard to post as often as needed when regular staff is posting content in addition to all other job duties. Utilizing Hootsuite (the free plan) has been instrumental as it allows us to schedule posts ahead of time for both Facebook and Instagram.
Connecticut	N/A
Delaware	
Florida	Inviting participation in such activities as transcription or identifying images. People love to feel like they are needed and have a stake in what we do.
Georgia	
Hawaii	
Idaho	Coalesce Agency-wide resources to maximize institutional impact, strengthen the connection between Idahoans and their state's history, and leverage on-going community and customer engagement.
Illinois	Other than blast emails to our directory of Illinois archives, we don't have much of a social media presence.
Indiana	
Iowa	
Kansas	
Kentucky	We ask questions, use hashtags, and tag existing accounts when possible. Tagging accounts in particular has helped us reach more people and also encourages tagged accounts to engage with us.
Louisiana	Staff have been working to provide regular social media posts to our press office on topics ranging from collection highlights to Archives Month speakers, etc. We hope to expand on this and continue to explore ways to improve outreach and public engagement through our social media outlets.
Maine	This is an area we plan to improve. Currently, we post about specific activities, but we would like to create more dynamic, engaging material.
Maryland	Generating content that features current work of our staff seems to elicit the most positive response from the public. Photos of current processing, or conservation projects, or anything with "archivists at work."
Massachusetts	Connecting with other archives and research institutions to build some professional relationships. The more that we know about the collections of our neighboring institutions, the more accurately we can refer researchers to other useful repositories. It's also a good way to share information with the public. We've compiled a library of Instagram "stories" that are tutorials for how to access many of our most popular digitized collections.
Michigan	Tying posts to relevant current events.
Minnesota	
Mississippi	
Missouri	Archives staff "doing stuff"; things that are visually interesting--maps, colorful; super famous names; before and after shots of our conservation lab work
Montana	Consistent and diverse postings keep people engaged and coming back to see what is happening.
Nebraska	Making patrons feel they are personally linked to the past and by making them curious about our collections. Our Facebook/Twitter pages often uses images from our museum and photograph collections. We will ask them: "Can you identify this object or event? What are these individuals or groups doing?"
Nevada	
New Hampshire	

State	What do you view as your most effective strategy to spur engagement through social media?
New Jersey	The posts that have the most traffic and clicks are the ones that deal with genealogy. Posts that aren't genealogy-related often garner a few hundred viewers. Posts that are genealogy-related usually have over 10,000 viewers. We have also noticed posts with images are more effective.
New Mexico	We have a series of lectures by the state historian, which is very popular and attracts the public to the agency.
New York	Geographic specificity, interesting topics, always include an image, timely information.
North Carolina	Including images with our posts always increases engagement, whether that be in the form of views or click-throughs. We've also tried to focus on more fun activities, for example jigsaw puzzles generated from items in our collections. Video has also proven popular, particularly since March 2020, and we've created several videos to educate and inform users about our services and tools.
North Dakota	Our followers on Facebook really like to engage on photographs of historical events, especially weather related (blizzards, floods, tornados). We also seem to get a lot of feedback on our behind-the-scenes blog, which highlights the work of archivists, processing collections, or collection highlights.
Ohio	
Oklahoma	We have had most involvement when promoting our new collections on social media. There has been an uptick on views to our older collections as well when we highlight some of the interesting images and link to them. Some of the posts are for different occasions like #OTD or #TBT. We have seen increased engagement with profession wide initiatives as well, especially #AskAnArchivist, #NationalArchivesMonth, and #ArchivesHashtagParty.
Oregon	Facebook posts crowdsourcing questions about photos or engaging in topical events of the day.
Pennsylvania	Know your audience on different social media platforms and target them (i.e. there are more older folks on facebook and they're generally more interested in genealogy content). Include images frequently, ask questions and encourage users to respond (don't just post information), respond back when users comment on your posts and also go out and comment directly on posts from other people/groups' accounts. Let some personality show in your writing (don't just write stiffly in the same voice you'd use for a press release). Pay attention to analytics and when you see what types of posts are getting more engagement (NOT just views, that's a less helpful stat) and try to do more posts like that. It is better to have a post that gets a few people commenting and talking than one that gets 10,000 views.
Rhode Island	Typically Twitter announcements
South Carolina	A steady and varied stream of interesting content that includes historical documents, research tips, staff profiles and important historical dates.
South Dakota	The Facebook posts that are the most effective for us are the archival collections (photographs, manuscripts, gov docs) that relate to current topics or holidays.
Tennessee	
Texas	
Utah	Continual/sustained effort utilizing multiple platforms.
Vermont	Content based on continuing issues within the state
Virginia	In non-pandemic times, when we are hosting in-person events, I think the "real time" announcements of events are effective ("Author talk on Friday" or "records management workshop tonight," etc. Pandemic or no, I think using social media as a way to promote our crowdsourcing initiatives is effective.
Washington	Being timely with current events, by relating our collections to what is happening today
West Virginia	Independent social media pages for Archives and History were halted in March, and all social media interaction was to be channeled through the Department of Arts, Culture and History. We hope this will be reversed. When we were active, we focused on having one or two daily posts that the public became familiar with, and then used it to publicize events or materials from the collections.
Wisconsin	One of the most effective ways to spur engagement is to create a connection. This can be done by sparking a memory. People love history that they have lived through. By posting something they remember or lived through, people share their memories or feelings about it.
Wyoming	Use relevant, compelling images in posts and find ways to make the collection approachable.

District/Territory	
American Samoa	Administrative Support.
District of Columbia	
Guam	
Northern Marianas	
Puerto Rico	Sharing images and historical facts work very well.
U.S. Virgin Islands	N/A

Records Center Only Programs	
Maryland	

State	What do you view as your most effective strategy to spur engagement through social media?
Michigan	We don't use social media, because we do not interact with the public. We may use internal tools in the future to promote training and internal events.
Montana	
Nebraska	
Tennessee	N/A
Wisconsin	N/A- the web presence is for the entire Dept. of Administration- nothing specific to RM services

NEWSLETTERS

TABLE 59. Prevalence of Newsletters to Promote State/Territorial Archives and Records Management Programs

State	Does your program have a paper or electronic newsletter?				If your newsletter is online, please share the URL.
	Yes	Yes, part of parent agency newsletter	No	Other	
Alabama			×		
Alaska		×			https://lam.alaska.gov/fridaybulletin
Arizona			×		
Arkansas	×				https://digitalheritage.arkansas.gov/asa-newsletters
California					
Colorado			×		
Connecticut				We have an agency newsletter that is currently dormant. https://ctstatelibrary.org/news/connector/	
Delaware					
Florida	×				https://www.floridamemory.com/share/connect/#newsletter
Georgia	×				https://www.georgiaarchives.org/about/newsletter
Hawaii					
Idaho		×			https://idaho.us1.list-manage.com/subscribe?u=8a59045b76ba76cd6b2ad4f97&id=fadd891d5b
Illinois	×				https://www.cyberdriveillinois.com/publications/archivespub.html
Indiana			×		
Iowa	×				
Kansas			×		
Kentucky	×				https://kdla.ky.gov/records/recmgmtservices/Pages/staterecords.aspx
Louisiana			×		
Maine		×			maine.gov/sos
Maryland	×				
Massachusetts	×				
Michigan				We are part of a parent agency newsletter and publish a biennial magazine in print and electronic form.	
Minnesota			×		
Mississippi	×				
Missouri	×				https://www.sos.mo.gov/archives/newsletter
Montana		×			Members only
Nebraska	×				https://history.nebraska.gov/publications/history-nebraska-newsletter
Nevada			×		
New Hampshire					
New Jersey			×		
New Mexico			×		
New York	×				We use constant contact
North Carolina				Friends of the Archives releases a periodic online newsletter	

State	Does your program have a paper or electronic newsletter?				If your newsletter is online, please share the URL.
	Yes	Yes, part of parent agency newsletter	No	Other	
North Dakota		×			https://www.history.nd.gov/enews/newsletters.html
Ohio		×			
Oklahoma			×		
Oregon				Other	
Pennsylvania		×			
Rhode Island			×		
South Carolina			×		
South Dakota		×			https://history.sd.gov/docs/MarchApril2020Hoofprints.pdf
Tennessee					
Texas					
Utah	×				https://archives.utah.gov/
Vermont			×		
Virginia	×				https://www.lva.virginia.gov/news/newsletter/
Washington	×				https://www.sos.wa.gov/archives/newsletter-archive.aspx
West Virginia			×		
Wisconsin	×				https://wisconsinhistory.org/Records/Article/CS4032
Wyoming			×		

District/Territory					
American Samoa			×		
District of Columbia			×		
Guam					
Northern Marianas					
Puerto Rico			×		
U.S. Virgin Islands			×		

Records Management Only Programs					
Maryland	×				https://msa.maryland.gov/msa/intromsa/html/record_mgmt1/newsletter.html
Michigan				We submit articles to the department newsletter on occasion	
Montana	×				sosmt.gov
Nebraska	×				
Tennessee			×		
Wisconsin			×		

COMMUNICATIONS OFFICERS AND SOCIAL MEDIA COORDINATORS

TABLE 60. *Prevalence of Communications Officers and Social Media Coordinators*

State	Does your program have a communications officer or social media coordinator?				
	Yes, full-time	Yes, part-time	Yes, part of parent agency	No	Other
Alabama	×				
Alaska			×		
Arizona			×		
Arkansas					We are allocated a PIO by our parent department; internal agency staff work on a part time basis generating content.
California					
Colorado				×	
Connecticut			×		
Delaware					
Florida					Full-time social media coordinator for Florida Memory/State Archives; the Division of Library and Information Services, of which we are a part, has a full time communications reviewer/editor; the Department of State, of which we are all a part, has a full time communications officer.
Georgia	×				
Hawaii					
Idaho			×		
Illinois			×		
Indiana				×	
Iowa			×		
Kansas			×		
Kentucky					Yes, part of other duties as assigned
Louisiana			×		
Maine			×		
Maryland					Collaborative team comprised of staff in multiple departments.
Massachusetts				×	
Michigan			×		
Minnesota					
Mississippi			×		
Missouri					Essentially we have three tiers of social media involvement--The Office of the Secretary of State has several full time communications staff members who edit and approve content; additionally the Archives' Principal Assistant for Boards and Commissions and one Reference staff member (just as part of the their duties) craft posts; sometimes post ideas and drafts are submitted by directors and other staff
Montana	×				
Nebraska	×				
Nevada				×	
New Hampshire					
New Jersey					There is a full time (senior) staff member who acts as social media coordinator, but this is not that employee's main job function.
New Mexico				×	
New York			×		
North Carolina		×			
North Dakota			×		
Ohio			×		

State	Does your program have a communications officer or social media coordinator?				
	Yes, full-time	Yes, part-time	Yes, part of parent agency	No	Other
Oklahoma	×				
Oregon			×		
Pennsylvania			×		
Rhode Island			×		
South Carolina		×			
South Dakota				×	
Tennessee					
Texas					
Utah	×				
Vermont				×	
Virginia	×				
Washington	×				
West Virginia				×	
Wisconsin	×				
Wyoming					Other duty as assigned by several staff members.

District/Territory					
American Samoa				×	
District of Columbia				×	
Guam					
Northern Marianas					
Puerto Rico				×	
U.S. Virgin Islands				×	

Records Management Only Programs					
Maryland	No			×	
Michigan		×			
Montana	×				
Nebraska				×	
Tennessee	×				
Wisconsin	×				

APPENDIX D:

Special Projects

REFERENCE INTERACTIONS

TABLE 61. *Interest and Discussion in Electronic Only Archives*

State	As the federal government is transitioning to electronic only records, CoSA is interested in determining if this idea is filtering down to the states. Please indicate all that apply:						Other
	State/territorial chief executive has discussed	State/territorial chief executive issued executive order	State legislature has discussed	State legislature has submitted bills/passed laws	Archives staff is discussing	Archives has made plans for this	
Alabama							Archives intends to accept both paper and electronic records.
Alaska					X		
Arizona			X	X	X	X	
Arkansas					X		
California							
Colorado					X		
Connecticut	X		X		X		
Delaware							
Florida					X		If referring to NARA plans for electronic-only accessions and scanning the entire collections, we have discussed and agree it's not practicable nor an efficient use of resources.
Georgia							
Hawaii							
Idaho							Idaho State Archives plans to seek approval and funding to conduct an electronic records needs assessment as a first step towards creating an electronic records program.
Illinois							
Indiana							
Iowa							There have been no discussions at the agency level or direction received from elected or appointed officials in state government
Kansas	X				X		
Kentucky					X		
Louisiana							We are many, many years away from this in Louisiana; but many state agencies have been using a centralized storage system for a few years because they fall under the Division of Administration centralized IT department.
Maine							The Maine State Archives has brought the idea to the Secretary of State on several occasions.
Maryland	X		X	X	X		
Massachusetts					X		
Michigan					X		
Minnesota							
Mississippi							
Missouri							
Montana	X		X				All agencies are moving more and more to providing services online --thus electronic. That is certainly encouraged, and our RM (in Secretary of State's Office) has pushed for digitization. We work to instruct on digital preservation. No real mandates to go "paperless" has been successful through legislature, but we expect that will change.

State	As the federal government is transitioning to electronic only records, CoSA is interested in determining if this idea is filtering down to the states. Please indicate all that apply:						Other
	State/territorial chief executive has discussed	State/territorial chief executive issued executive order	State legislature has discussed	State legislature has submitted bills/passed laws	Archives staff is discussing	Archives has made plans for this	
Nebraska					X		
Nevada					X		
New Hampshire							
New Jersey							There has been no planning, discussion, legislation, or proposed legislation to transition to electronic records only for any state agency. Some county and local agencies may have adopted such a policy/practice.
New Mexico							
New York							No discussion
North Carolina							
North Dakota	X				X		
Ohio							
Oklahoma							
Oregon						X	
Pennsylvania					X		
Rhode Island					X		
South Carolina					X		
South Dakota					X		
Tennessee							
Texas							Not under discussion yet.
Utah	X		X	X	X	X	
Vermont							There is no awareness outside of the Vermont State Archives and Records Administration of the changes at the Federal level and there is no activity on this matter within the state.
Virginia					X		
Washington	X		X				
West Virginia				X	X		
Wisconsin					X		
Wyoming							

District/Territory							
American Samoa					X		
District of Columbia					X		A local digitization vendor has suggested (incorrectly) that we will be required to follow the federal government's orders on this issue.
Guam							
Northern Marianas							
Puerto Rico							It will be discussed in a near future
U.S. Virgin Islands							No official sessions have taken place at this time. Hopefully discussion will happen in the near future when staff is hired and funding is available.

TABLE 62. Digital Preservation Repositories

State	Do you have an OAIS-compliant digital preservation repository/system?	Which OAIS-compliant digital preservation repository/system(s) are you using?										If you do not have an OAIS-compliant repository/system, what do you use to manage electronic records?			
		ArchivesDirect	DSpace	FEDORA with Islandora	FEDORA with Samvera	Home-grown system	Libnova	Minisis TDR	Preservica - Cloud	Preservica - Enterprise	Rosetta	Other	Electronic Records Management Systems	External hard drives/tape drives	Shared networked storage
Alabama	Yes							X							
Alaska	Yes							X							
Arizona	No												X	X	
Arkansas	Yes							X							
California															
Colorado	Yes							X							
Connecticut	Yes			X											
Delaware															
Florida	No													We currently put all digital records on a cloud server, which is managed by our Department's IT section. We continue to work toward setting up our digital preservation repository.	
Georgia															
Hawaii															
Idaho	No														
Illinois															
Indiana	No												X	X	
Iowa															
Kansas	Yes							X							
Kentucky	Yes							X							
Louisiana	No												X	X	Not currently accepting electronic records.
Maine	No													X	
Maryland	No														We employ a non-proprietary configuration of hardware and software designed, developed and maintained by internal information technology staff.
Massachusetts	Yes								X						
Michigan	Yes							X							
Minnesota	Yes							X							
Mississippi	No														Other (Please specify):Homegrown open source content management system
Missouri	No											X	X	X	
Montana	No													X	
Nebraska	Yes							X							
Nevada	No													X	
New Hampshire															
New Jersey	No														N/A
New Mexico															
New York	Yes							X							
North Carolina	Yes					X									

State	Do you have an OAIS-compliant digital preservation repository/system?	Which OAIS-compliant digital preservation repository/system(s) are you using?										If you do not have an OAIS-compliant repository/system, what do you use to manage electronic records?			
		ArchivesDirect	DSpace	FEDORA with Islandora	FEDORA with Samvera	Home-grown system	Libnova	Minisis TDR	Preservica - Cloud	Preservica - Enterprise	Rosetta	Other	Electronic Records Management Systems	External hard drives/tape drives	Shared networked storage
North Dakota	Yes								X						
Ohio	Yes							X							
Oklahoma	No												X	X	
Oregon	No											X			
Pennsylvania	No												X	X	Videobank (digital asset management system)
Rhode Island	Yes							X							
South Carolina	Yes								X						
South Dakota	Yes					X									
Tennessee															
Texas	Yes							X							
Utah	No												X	X	
Vermont	Yes							X							
Virginia	Yes									X					
Washington	No											X			
West Virginia	No												X		
Wisconsin	Yes							X							
Wyoming	No											X	X	X	

District/Territory																
American Samoa	No												X	X	X	
District of Columbia	No															No consistent system. We rely in large part on central IT to not delete records.
Guam																
Northern Marianas																
Puerto Rico	No															N/A we don't have a program yet
U.S. Virgin Islands	No															N/A

TABLE 63. Other Tools Utilized for Digital Preservation

State	Beyond trusted digital repository systems, what other tools do you use for digital preservation?									
	Archive-It	Archivematica	ArchiveSocial	Bagger/BagIt Transfer Utilities	BitCurator	Bulk Rename Utility	Checksum Generator (please specify program in "Other" below)	DROID	FFmpeg	Other
Alabama	×			×		×				
Alaska			×		×	×				Adobe products
Arizona	×			×	×	×				Fixity
Arkansas				×	×	×	×			Adobe Bridge batch rename function; BitCurator and Prservica to obtain checksums; FRED, DataAccessioner, Webrecorder, 7zip, Audacity, BlackMagic, Adobe Premiere.
California										
Colorado	×			×	×					
Connecticut	×						×			NARA File Analyzer
Delaware										
Florida										
Georgia										
Hawaii										
Idaho										
Illinois										
Indiana				×		×				Karen's Directory Printer, Duplicate File Finder, FTK Imager, SearchMyFiles, IrfanView
Iowa										
Kansas	×				×	×				
Kentucky	×									
Louisiana										
Maine										
Maryland	×									
Massachusetts				×				×	×	Audacity, Windows Media Player, VLC Media Player, Notepad++, TeraCopy, ExactFile, the Database Preservation Toolkit (DBVTK), Saxon XLST and XQuery processor, Adobe Acrobat 2017, and BurnAware Free
Michigan	×		×							
Minnesota										
Mississippi										
Missouri	×					×	×			Social Media is captured through the tools on each platform
Montana		×					×			MD5
Nebraska										
Nevada				×						
New Hampshire										
New Jersey										N/A
New Mexico										
New York	×				×					ePadd
North Carolina	×		×	×						
North Dakota						×		×		
Ohio						×		×		

State	Beyond trusted digital repository systems, what other tools do you use for digital preservation?									
	Archive-It	Archivematica	ArchiveSocial	Bagger/BagIt Transfer Utilities	BitCurator	Bulk Rename Utility	Checksum Generator (please specify program in "Other" below)	DROID	FFmpeg	Other
Oklahoma	×									
Oregon										Pagefreezer
Pennsylvania				×		×	×			
Rhode Island										Adobe Suite. ArchviesSpace
South Carolina	×				×	×		×		Total Outlook Converter Pro. Abbyy FineReader
South Dakota	×					×	×	×	×	md5summer; Hash my Files
Tennessee										
Texas	×				×	×	×	×	×	Exactfile
Utah	×									
Vermont					×					
Virginia	×		×							
Washington										in-house digital archives system
West Virginia					×					
Wisconsin	×			×	×	×	×			Exactly
Wyoming	×					×	×			When manual checksums are created, we use Karen's Directory Printer, but our monthly integrity checks are captured in our Records Management application.

District/Territory										
American Samoa										
District of Columbia										None
Guam										
Northern Marianas										
Puerto Rico										
U.S. Virgin Islands										N/A

STATE HISTORICAL RECORDS ADVISORY BOARDS (SHRABs)

TABLE 64. SHRAB Authorization and Status

State	Which of the following best describes the status of the State Historical Records Advisory Board in your state/territory?						
	Did not respond	The SHRAB in our state/territory is authorized and active.	The SHRAB in our state/territory is authorized but inactive.	We are attempting to establish a SHRAB in our state/territory.	Our state/territory does not have a SHRAB and we have no plans to establish one.	Other	
Alabama			X				
Alaska			X				
Arizona		X					
Arkansas			X				
California	X						
Colorado		X					
Connecticut		X					
Delaware	X						
Florida			X				
Georgia		X					
Hawaii	X						
Idaho		X					
Illinois		X					
Indiana			X				
Iowa		X					
Kansas		X					
Kentucky			X				
Louisiana						X	Act 85 of the 2018 legislative session amended the membership and terms of the SHRAB. That, in conjunction with a change in administration, delayed the appointment process. New members have since been appointed but have not yet met due to Covid. Plans are to meet by the end of 2020.
Maine			X				
Maryland		X					
Massachusetts		X					
Michigan		X					
Minnesota			X				
Mississippi			X				
Missouri		X					
Montana		X					
Nebraska			X				
Nevada			X				
New Hampshire	X						
New Jersey			X				
New Mexico		X					
New York							
North Carolina		X					
North Dakota		X					

State	Which of the following best describes the status of the State Historical Records Advisory Board in your state/territory?						
	Did not respond	The SHRAB in our state/territory is authorized and active.	The SHRAB in our state/territory is authorized but inactive.	We are attempting to establish a SHRAB in our state/territory.	Our state/territory does not have a SHRAB and we have no plans to establish one.	Other	
Ohio		×					
Oklahoma		×					
Oregon				×			
Pennsylvania		×					
Rhode Island		×					
South Carolina				×			
South Dakota			×				
Tennessee		×					
Texas		×					
Utah		×					
Vermont		×					
Virginia			×				
Washington			×				
West Virginia					×		
Wisconsin		×					
Wyoming		×					

District/Territory							
American Samoa		×					
District of Columbia				×			
Guam	×						
Northern Marianas	×						
Puerto Rico			×				
U.S. Virgin Islands						×	The Archives Council authorized by statute defers to the SHRAB before 2014 when it became inactive

TABLE 65. SHRAB Appointment Status and Appointing Authority

State	Are the SHRAB and coordinator appointments current?							Who makes SHRAB appointments?			
	Did not respond	Appointments are always made on time.	While all appointments are now current, we occasionally experience delays in filling seats.	Not all members have current appointments, but we expect them soon.	Appointments are rarely made on time.	Not all members have current appointments, and we do not know when they will be made.	Other	Governor	Secretary of State	Archives	Other
Alabama				×							The leadership of 15 organizations designated in statute.
Alaska			×					×			
Arizona		×									Director of State Library who is also the SHRAB coordinator
Arkansas		×						×			
California	×										
Colorado		×						×			
Connecticut				×				×			
Delaware	×										
Florida							All appointments are expired and we do not know when they will be made.	×			
Georgia						×		×			
Hawaii	×										
Idaho		×						×			
Illinois		×							×		
Indiana						×		×			
Iowa			×					×			
Kansas				×							The Executive Director of our agency.
Kentucky						×					The State Libraries, Archives and Records Commission make appointments
Louisiana							With the new legislation and membership makeup, appointments will be more easily kept current moving forward. The SHRAB and coordinator appointments are now current.				Legislation set the board makeup as a combination of representatives from seven specified organizations (State Librarian, Clerks of Court Association, Municipal Association, Police Jury Association, Sheriff’s Association, Louisiana Archives and Manuscripts Associations, and the Louisiana Historical Association) and six appointments by the Secretary of State who have expertise in one of more the following fields: administration of government or university records, historical records, or archives.
Maine							During a change in leadership at the Maine State Archives, the MHRAB member appointments all lapsed. We are working to appoint new members and hope to resurrect the MHRAB by the spring of 2021.			×	
Maryland							Appointments are always made on time, but we often find it difficult to recruit new members.			×	
Massachusetts		×							×		
Michigan		×						×			
Minnesota						×					
Mississippi						×					
Missouri					×			×			
Montana			×					×			
Nebraska			×					×			
Nevada						×		×			
New Hampshire	×										
New Jersey					×			×			
New Mexico						×					Commission of Public Records
New York	×										
North Carolina			×					×			
North Dakota				×				×			
Ohio				×							Some appointments made by the Governor and some are made by the SHRAB in consultation with government and archival organizations.

State	Are the SHRAB and coordinator appointments current?							Who makes SHRAB appointments?			
	Did not respond	Appointments are always made on time.	While all appointments are now current, we occasionally experience delays in filling seats.	Not all members have current appointments, but we expect them soon.	Appointments are rarely made on time.	Not all members have current appointments, and we do not know when they will be made.	Other	Governor	Secretary of State	Archives	Other
Oklahoma							At this time, appointments are made on time. Previously, when Governor made appointments, there was often a delay.				Agency Director
Oregon				×						×	
Pennsylvania		×									Pennsylvania Historical & Museum Commissioners
Rhode Island			×					×			
South Carolina			×					×			
South Dakota						×					Board of Trustees
Tennessee				×				×			
Texas				×							Nine members. Governor appoints two public members and the state archivist. Director and Librarian appoints six members with professional training.
Utah				×				×			
Vermont							Our members are appointed by the State Archivist on an as needed basis.				State Archivist
Virginia			×					×			
Washington					×				×		
West Virginia	×										
Wisconsin			×					×			
Wyoming			×					×			

District/Territory											
American Samoa			×								
District of Columbia	×										
Guam	×										
Northern Marianas	×										
Puerto Rico						×					
U.S. Virgin Islands							The appointments have not been made since Nov. 2014				

TABLE 66. SHRAB Coordinators and Deputy Coordinators

State	SHRAB Coordinator		Deputy Coordinator	
	Name	Job Title	Name	Job Title
Alabama	Steve Murray	State Archivist	Becky Hebert	Records and Information Management Coordinator
Alaska	Karen Gray	State Archivist	Leah Geibel	Archivist II
Arizona	Holly Hurly	State Librarian	Dennis Preisler	State Archivist
Arkansas	david ware	state historian and director, state archives	n/a	
California				
Colorado	Aly Jabrocki	State Archivist	Sara Fitzpatrick	Audio Archivist and CHRA Deputy Coordinator
Connecticut	Lizette Pelletier	State Archivist	Leith Johnson	Consulting Archivist
Delaware				
Florida	Beth Golding	State Archivist		
Georgia	Christopher Davidson	State Archivist		
Hawaii				
Idaho	David Matte	State Archivist	Mackenzie Stone	Government Records Manager-Idaho State Archives
Illinois	David Joens	Director, Illinois State Archives	Cathy Popovitch	Archival Program Administrator
Indiana		State Archivist		
Iowa	Anthony Jahn	State Archivist	Jeffrey Dawson	Government Records Archivist
Kansas	Matt Veatch	State Archivist	Michael Church	Senior Archivist for Collections
Kentucky	Terry L. Manuel	State Archivist		
Louisiana	Nancy Landry	First Assistant Secretary of State	Cartherine J. Newsome	State Archivist
Maine	Katherine McBrien	Deputy Secretary of State for Archives	Steve Bromage	Executive Director of Maine Historical Society
Maryland	Tom Beck	Chief Curator UMBC Special Collections (retired)	Rob Schoeberlein	Acting Baltimore City Archivist
Massachusetts	Dr. John D. Warner, Jr.	State Archivist	Veronica Martzahl	Digital Records Archivist
Michigan	Mark Harvey	State Archivist		
Minnesota	Kent Whitworth	MNHS Director and CEO		
Mississippi				
Missouri	John Dougan	State Archivist as designee of the Secretary of St	Brian Rogers	Principal Assistant for Boards and Commissions
Montana	Jodie Foley	State Archivist		
Nebraska	Gayla Koerting	State Archivist		
Nevada	Empty	Assistant Administrator for Archives and Records	Peter Michel	UNLV - Special Collections Administrator
New Hampshire				
New Jersey	Joseph R. Klett	State Archivist	Veronica Calder	Supervising Archivist
New Mexico		Grants Administrator		
New York				
North Carolina	Dr. Kevin Cherry	Deputy Secretary for Office of Archives and Histor	Sarah E. Koonts	State Archivist
North Dakota	Shane Molander	State Archivist	Lindsay Meidinger	Head of Collections and Information Management
Ohio	Fred Previts	State Archivist	Elizabeth Plummer	Ohio History Connection Outreach Reference Archivist
Oklahoma	Jan Davis	Administrative Archivist		

State	SHRAB Coordinator		Deputy Coordinator	
	Name	Job Title	Name	Job Title
Oregon	Stephanie Clark	State Archivist	Mary McRobinson	Reference Unit Manager
Pennsylvania	David Carmicheal	State Archivist	Cynthia Bendroth	Division Chief
Rhode Island	Ashley Selima	State Archivist & Public Records Administrator		
South Carolina	Dr. Eric Emerson	Agency Director	Jessica Hills	Electronic Records Analyst
South Dakota	Chelle Somsen	State Archivist		
Tennessee	Jami Awalt	Assistant State Archivist	Sara Baxter	Archivist - Deputy SHRAB Coordinator
Texas	Jelain Chubb	State Archivist	N/A	
Utah	Kenneth R. Williams	State Archivist	James Kichas	Assistant Director
Vermont	Tanya Marshall	State Archivist	Rachel Onuf	Administrative Services Director
Virginia	Mike Strom	State Archivist	Emeline Alexander	Records Analyst
Washington	Steve Excell	State Archivist		
West Virginia		State Archivist		
Wisconsin	Abbie Norderhaug	Assistant State Archivist		
Wyoming	Kathy Marquis	State Archivist	N/A	

District/Territory				
American Samoa	James Himphill	Territorial Archivist	Vacant	
District of Columbia				
Guam				
Northern Marianas				
Puerto Rico	N/A		N/A	
U.S. Virgin Islands	Vacant	Territorial Archivist	Vacant	Not Specified

TABLE 67. Staff Support of SHRAB Activities

State	Staff support (in FTEs) devoted to the administration of your SHRAB each year		
	SHRAB Coordinator and/or Deputy Coordinator	Other staff	Total FTEs (all staff)
Alabama	0	0	0
Alaska	2 FTE's, 80 hours		2 FTE's
Arizona	15	20	14
Arkansas	0	0	0
California			
Colorado	0	0	0
Connecticut	0	0	0
Delaware			
Florida	0.1 [when active]	0.1 [when active]	0.2 [when active]
Georgia	0	0	0
Hawaii			
Idaho	2	3	5
Illinois	2	1	3
Indiana			
Iowa	0		0
Kansas	0	0	0
Kentucky			
Louisiana	1		
Maine	an average of 12 hours per year		
Maryland	0	0	0
Massachusetts	0	0	0
Michigan	0	0	0
Minnesota			
Mississippi			
Missouri	0		0
Montana	0	0	0
Nebraska	1		1
Nevada	0	0	0
New Hampshire			
New Jersey	0	0	0
New Mexico	37 %		
New York			
North Carolina	0	0	1
North Dakota	2		2
Ohio	0	0	0
Oklahoma	0		0
Oregon	0	0	0
Pennsylvania	0	0	0
Rhode Island	1		
South Carolina	0		0
South Dakota	0	0	0
Tennessee	0	0	2
Texas	1	2	3
Utah	2	1	3

State	Staff support (in FTEs) devoted to the administration of your SHRAB each year		
	SHRAB Coordinator and/or Deputy Coordinator	Other staff	Total FTEs (all staff)
Vermont	0	0	0
Virginia			
Washington	0	0	0
West Virginia			
Wisconsin	0	0	
Wyoming	0	0	0

District/Territory			
American Samoa	1	1	2
District of Columbia			
Guam			
Northern Marianas			
Puerto Rico	N/A	N/A	N/A
U.S. Virgin Islands	0	0	0

TABLE 68. SHRAB and State Archives Activities

State	Advocacy		Compilation/ maintenance of statewide repository directory		Delivering workshops/ trainings on archives/ records topics		Delivering workshops/ trainings on grant writing		Emergency Preparedness Activities		Field/Traveling/ Roving Archivist(s)		NHPRC grant review		Promoting Archives Month		Other outreach or promotional activities		Regrants		Sponsoring or participating in programs directed at local governments		Sponsoring or participating in other conferences		Other		Explanation of Other
	SHRAB	State Archives	SHRAB	State Archives	SHRAB	State Archives	SHRAB	State Archives	SHRAB	State Archives	SHRAB	State Archives	SHRAB	State Archives	SHRAB	State Archives	SHRAB	State Archives	SHRAB	State Archives	SHRAB	State Archives	SHRAB	State Archives	SHRAB	State Archives	
Alabama		×				×									×		×					×		×			Staff presented online workshops on conducting genealogy with different record types. We also posted an Alabama History at Home website utilizing activities, videos, and other resources from the Alabama Archives and other historic institutions throughout the state. Staff also made presentations on the Alabama State Electronic Records Project at annual meetings of the Society of American Archivists and the Society of Alabama Archivists.
Alaska	×			×		×				×			×		×	×			×			×					
Arizona						×	×	×		×					×	×			×				×	×			
Arkansas		×				×		×								×		×						×			ASA staff have presented sessions in recent state historical association’s annual conferences based on Archives collections and promoting their wider use. Staff have also made presentations to college classes and civic organizations around the state to promote the Archives and explain Archives mission, operations and collections.
California																											
Colorado					×								×						×				×				We sponsor scholarships for professional conferences or workshops.
Connecticut	×	×			×	×				×	×		×		×	×			×			×		×			Connecticut League of History Organizations; Connecticut Town Clerks Association
Delaware																											
Florida						×				×						×		×				×		×	×		SHRAB - No activity - all appointments expired and we do not know when they will be made. Archives - Outreach a broad range of activities such as onsite exhibit openings, tabling at public events, doing presentations to historical, genealogical, and other associations, having an active social media presence, etc. / Sponsor and/or present at professional conferences such as SAA, Society of Florida Archivists, Florida Records Management Association, etc.
Georgia						×				×					×		×	×	×			×					GHRAC Archives Awards
Hawaii																											
Idaho		×				×				×						×			×	×							
Illinois	×		×		×	×	×			×			×	×	×	×		×	×			×	×	×			Archives through its records management program and IRAD deals a lot with local governments. Both coordinators for the SHRAB participate in the shrab brown bag lunch series and shrab members often attend. Archives and the SHRAB do outreach in a number of ways, including visiting local institutions.
Indiana						×				×												×					
Iowa	×										×	×	×	×			×	×									
Kansas	×					×						×			×	×			×		×		×				Participation in the Kansas Museum Association Conference, multiple genealogy conferences, and the Kansas Library Association Conference.
Kentucky																											
Louisiana						×				×						×		×				×		×			Prior to Covid, Archives staff have organized exhibits and activities to promote Archives Month. Staff have also increased social media postings, in conjunction with the agency press secretary, and have produced informational videos to promote various collection materials in our holdings. Staff have been encouraged to participate in conferences as they are able, including the Louisiana Archives and Manuscripts Association annual conference, Society of American Archivists/CoSA annual conference, and others.
Maine					×	×	×			×		×		×		×			×	×							
Maryland	×	×		×		×				×						×		×				×		×	×	×	We have drafted a new strategic plan for the SHRAB. We have conducted a number of online educational activities and also hosted some in-person event prior to the pandemic.
Massachusetts	×		×		×		×			×	×		×		×	×			×			×	×				The MA SHRAB supports an annual conference in conjunction with the Mass History Alliance each June.
Michigan					×	×	×				×								×					×			The Archives sponsors a family history conference every summer. This year’s conference was virtual due to COVID.
Minnesota																											
Mississippi																											

State	Advocacy		Compilation/ maintenance of statewide repository directory		Delivering workshops/ trainings on archives/ records topics		Delivering workshops/ trainings on grant writing		Emergency Preparedness Activities		Field/Traveling/ Roving Archivist(s)		NHPRC grant review		Promoting Archives Month		Other outreach or promotional activities		Regrants		Sponsoring or participating in programs directed at local governments		Sponsoring or participating in other conferences		Other		Explanation of Other	
	SHRAB	State Archives	SHRAB	State Archives	SHRAB	State Archives	SHRAB	State Archives	SHRAB	State Archives	SHRAB	State Archives	SHRAB	State Archives	SHRAB	State Archives	SHRAB	State Archives	SHRAB	State Archives	SHRAB	State Archives	SHRAB	State Archives	SHRAB	State Archives		
Missouri		×		×		×				×		×		×		×	×	×		×		×		×			For outreach in FY 2020--SHRAB-Grant funds intended for posters to be provided at in person conference was used to provide virtual scholarships for attendance at the virtual conference; Archives-newsletter, social media, public programming... Conferences--SHRAB-Coordinator and Deputy Coordinator participating in the Federation of Genealogical Societies Conference and Coordinator participating in CoSA and the CoSA Annual Meeting; Archives-too numerous to list.	
Montana	×	×			×	×			×	×	×		×		×	×	×	×			×	×		×			In addition to training specifically on Archival projects we participate in the Montana History Conference, highlighting the history of the state which is often based on work done in our Research Center. As an agency we also conduct teacher training, student training/programs, and historic preservation work (training and National Register). Archives also does work on schedules, records disposals and consultations regarding government records.	
Nebraska														×		×												
Nevada	×		×		×	×	×		×	×	×		×		×	×	×	×	×			×		×		×		
New Hampshire																												
New Jersey				×		×				×							×					×		×			This includes loans to exhibits and related research/captioning, development of website resources and interactives, social media, and participation in the New Jersey Cultural Alliance for Response (emergency management). We are regular participants in multiple statewide conferences and professional meetings, and statewide and local programming.	
New Mexico	×		×												×	×	×		×								Annual regrant program funded 4 grants for 2019 and 8 for 2020. Held Archive Month public event that drew 150.	
New York																												
North Carolina	×	×			×	×				×	×	×						×									Other outreach or promotional activities: traveling exhibit for centennial of suffrage (until pandemic shut down those plans)	
North Dakota	×	×		×		×				×						×						×						
Ohio	×	×			×	×					×					×			×		×	×						
Oklahoma					×	×			×	×	×	×	×		×	×			×	×			×				SHRAB co-sponsors events with Oklahoma Museums Association and Oklahoma Archivists Association. Both organizations promote SHRAB activities.	
Oregon																												
Pennsylvania								×		×			×		×	×								×	×		Annual Archives & Records Management Seminar for state and local records officials.	
Rhode Island		×	×		×	×				×				×		×		×							×		applying for grants in 2020 for the first time since 2009.	
South Carolina					×	×				×							×					×		×			State Archives staff promote the agency and its programs through off-site presentations, onsite tours and onsite exhibit hall as well as through the use of social media. Staff attend conferences such as SAA, NAGARA/ COSA, Southeastern Archival and Records Conference, SC Archival Association, Palmetto Archives, Libraries and Museum Council on Preservation, SC Public Records Association (statewide and regional), and the Municipal Association.	
South Dakota						×				×						×												
Tennessee		×			×	×		×		×		×				×			×	×		×						
Texas	×	×			×	×			×				×		×	×		×				×		×	×	×	×	Sponsor awards for Texas’s National History Day competition; sponsor records related sessions at TX State Historical Association annual meeting
Utah	×	×	×		×	×	×		×	×	×	×	×	×	×	×		×		×		×	×				Several social media platforms	
Vermont	×	×	×	×		×		×		×	×	×	×	×	×	×		×					×		×	×	×	Our SHRAB now serves in an advisory capacity for the Vermont Historical Records Program (VHRP) of the Vermont State Archives and Records Administration with most programming and services being carried out by VHRP rather than the Vermont Historical Records Advisory Board (which is our SHRAB)
Virginia																												
Washington		×				×								×		×												
West Virginia																												
Wisconsin	×	×	×		×	×							×	×								×	×	×			The WHRAB sponsors two sessions each year at the Wisconsin Local History Conference each year	

State	Advocacy		Compilation/ maintenance of statewide repository directory		Delivering workshops/ trainings on archives/ records topics		Delivering workshops/ trainings on grant writing		Emergency Preparedness Activities		Field/Traveling/ Roving Archivist(s)		NHPRC grant review		Promoting Archives Month		Other outreach or promotional activities		Regrants		Sponsoring or participating in programs directed at local governments		Sponsoring or participating in other conferences		Other		
	SHRAB	State Archives	SHRAB	State Archives	SHRAB	State Archives	SHRAB	State Archives	SHRAB	State Archives	SHRAB	State Archives	SHRAB	State Archives	SHRAB	State Archives	SHRAB	State Archives	SHRAB	State Archives	SHRAB	State Archives	SHRAB	State Archives	SHRAB	State Archives	Explanation of Other
Wyoming					×	×									×					×		×					In 2020, multiple staff attended the virtual SAA this year, as well as this past year's Best Practices Exchange and the virtual meeting of the Wyoming Historical Society (serving on the board; also one is the editor of the WHS's journal). In 2019 one staff member and one intern went to SAA and several staffers attended the Wyoming Historical Society meeting.

District/Territory																											
American Samoa		×													×												
District of Columbia																											
Guam																											
Northern Marianas																											
Puerto Rico																											
U.S. Virgin Islands																								×	×	SHRAB inactive during 2020	

TABLE 69. Impact of SHRAB on State Archives and State Archival Communities

State	Direct impact of your SHRAB on your state's archives program				Direct impact of your SHRAB on your state's archival community			
	Very Positive	Positive	Neutral	Not Applicable	Very positive	Positive	Neutral	Not Applicable
Alabama			×				×	
Alaska		×				×		
Arizona	×				×			
Arkansas			×				×	
California								
Colorado	×				×			
Connecticut		×			×			
Delaware								
Florida			×				×	
Georgia			×			×		
Hawaii								
Idaho		×				×		
Illinois	×				×			
Indiana				×				×
Iowa			×				×	
Kansas		×				×		
Kentucky				×				×
Louisiana			×				×	
Maine		×			×			
Maryland		×				×		
Massachusetts		×			×			
Michigan		×				×		
Minnesota			×				×	
Mississippi				×				×
Missouri			×			×		
Montana		×				×		
Nebraska				×				×
Nevada				×				×
New Hampshire								
New Jersey			×				×	
New Mexico	×				×			
New York								
North Carolina		×				×		
North Dakota		×				×		
Ohio	×				×			
Oklahoma		×			×			
Oregon				×				×
Pennsylvania			×				×	
Rhode Island				×			×	
South Carolina				×				×
South Dakota		×				×		
Tennessee			×			×		
Texas		×			×			

State	Direct impact of your SHRAB on your state's archives program				Direct impact of your SHRAB on your state's archival community			
	Very Positive	Positive	Neutral	Not Applicable	Very positive	Positive	Neutral	Not Applicable
Utah	×					×		
Vermont			×			×		
Virginia				×			×	
Washington				×				×
West Virginia								
Wisconsin		×				×		
Wyoming		×				×		

District/Territory								
American Samoa		×				×		
District of Columbia								
Guam								
Northern Marianas								
Puerto Rico				×				×
U.S. Virgin Islands				×				×

TABLE 70. Source of SHRAB Funding

State	Source of your SHRAB funding (check all that apply)			
	NHPRC	Other federal funding	State funding	Other
Alabama	×		×	
Alaska	×		×	
Arizona	×		×	
Arkansas			×	
California				
Colorado	×			
Connecticut	×			
Delaware				
Florida				
Georgia	×			
Hawaii				
Idaho	×			
Illinois	×		×	
Indiana				
Iowa	×		×	
Kansas	×			
Kentucky				
Louisiana				None at this time
Maine	×			
Maryland	×			
Massachusetts	×		×	
Michigan	×			
Minnesota				
Mississippi				
Missouri	×			
Montana	×			
Nebraska	×			
Nevada				No funding
New Hampshire				
New Jersey				Our SHRAB is not funded
New Mexico	×			
New York				
North Carolina	×			
North Dakota			×	
Ohio	×			
Oklahoma	×			
Oregon				
Pennsylvania	×			
Rhode Island	×			
South Carolina	×			
South Dakota	×			
Tennessee	×		×	
Texas	×			

State	Source of your SHRAB funding (check all that apply)			
	NHPRC	Other federal funding	State funding	Other
Utah	×		×	
Vermont	×		×	
Virginia	×			
Washington				
West Virginia				
Wisconsin	×			
Wyoming	×			

District/Territory				
American Samoa				None. Just Territorial Archivist and Department of Adm. Services Division personnel donations.
District of Columbia				
Guam				
Northern Marianas				
Puerto Rico				
U.S. Virgin Islands				None

TABLE 71. Aspirational SHRAB Activities

State	What additional projects or activities would your SHRAB like to engage in, especially if you had additional funding?
Alabama	We would like to revive the regrant program in Alabama and offer more training and outreach to local governments and archives throughout the state. We also hope the revived SHRAB will be useful in a forthcoming survey of local courts records throughout the state for their disposition.
Alaska	Lesson plans for teachers and resources for students pertaining to Alaska and National History Day activities.
Arizona	Collaborating with other SHRABs on programming
Arkansas	Increased advocacy and participation in regranting program for local records preservation.
California	
Colorado	Travelling archivist, more trainings and regrants
Connecticut	Diversity, Equity, Access, and Inclusivity (DEAI) training for board members and the local archival community. Engage in outreach to underrepresented communities to provide appropriate support around preservation of their records. Provide a paid internship for graduate or recent graduates.
Delaware	
Florida	
Georgia	
Hawaii	
Idaho	More statewide records management training, and archival best practices training.
Illinois	We re working on creating an electronic records depositories for small institutions to safely store their digitized copies of records (not for public access but as back up copies).
Indiana	
Iowa	
Kansas	
Kentucky	
Louisiana	N/A; the board needs to convene before considering option
Maine	
Maryland	To offer help in terms of grant writing. Ideally, we would like to have enough funding to provide sub-grants to Maryland institutions.
Massachusetts	We would love to expand our Roving Archivist program to include at least one (if not two) full-time Roving Archivist positions.
Michigan	Traveling archivist program
Minnesota	
Mississippi	
Missouri	
Montana	We would be very interested in pursuing an expansion of the Student Archivist and Blitz! programs -- extending one offering for local governments and one for heritage organizations. We would also like to work towards collaboration with surrounding states. This would allow us to effectively serve more underserved communities and especially the border communities better.
Nebraska	
Nevada	
New Hampshire	
New Jersey	Our SHRAB serves little purpose at present. NHPRC grant reviewing is no longer a state responsibility (which is preferable).
New Mexico	We are seeking to add a traveling archivist program.
New York	
North Carolina	--Additional traveling archivist work --Additional web content (tutorials, resources) --Additional resources for small cultural heritage groups Ex. assistance in getting their materials prepared and digitized with the NC Digital Heritage Center
North Dakota	Re-grant program to local historical societies. Sponsor a roving archivist. Help local historical societies promote their collections through the State Archives website and other venues.
Ohio	
Oklahoma	
Oregon	
Pennsylvania	Statewide directory, regrants, advocacy

State	What additional projects or activities would your SHRAB like to engage in, especially if you had additional funding?
Rhode Island	Regranting programs, scholarships, training, and a larger virtual presence to create conversation and connect intuitions.
South Carolina	The reconstituted SC SHRAB is focused on creating a strategic plan and planning a basic archival training workshop aimed at African American repositories at HBCU's and other locations in the state.
South Dakota	
Tennessee	Developing a statewide portal for digital projects in cooperation with Digital Library of TN (a DPLA service hub). Overall, we would like to improve advocacy efforts for TN historical records repositories and continue our grants to smaller organizations.
Texas	We are doing as much as we can right now. Its not just funding, but staff resources.
Utah	Increased travel/roving archivist to provide additional training
Vermont	We would like to expand our roving archivist program, which has been partially NHPRC funded.
Virginia	Strategic planning. In the past year, we applied for and received a small grant from the NHPRC to hold an in-person meeting of the SHRAB so I could introduce myself to the members and we could do some strategic planning with an eye toward applying for a larger grant the following year. The pandemic stopped those plans and now we're thinking of applying for an extension to do some strategic planning in the coming year, probably via a Zoom call.
Washington	
West Virginia	
Wisconsin	The SHRAB is reforming after not seeking a grant, we are meeting to determine where we'd like to focus.
Wyoming	We are hoping to pursue a traveling archivist program, applying for an NHPRC grant this coming year. We would also like to collaborate with the Wyoming State Library on digitization training for records staff throughout the state, probably via SHRAB funding. We have also spoken to the Montana State Archivist about some type of regional collaboration, but this is still in the thinking stages.

District/Territory	
American Samoa	Public regrant programs or an Historical Publications program.
District of Columbia	
Guam	
Northern Marianas	
Puerto Rico	N/A
U.S. Virgin Islands	Renew SCHRABE activities

TABLE 72. SHRAB Collaborations

State	Does your SHRAB engage in any collaborative, regional activities with other SHRABs?	Does your State/Territorial Archives engage in any collaborative or regional activities with other archives? (check all that apply)					
		NARA	NARA Presidential libraries	Other state archives	Local municipal archives	Other local archives	Other
Alabama	No				×	×	Colleges and universities
Alaska	No						
Arizona	No				×	×	Tribal archives
Arkansas	No		×			×	
California							
Colorado	No					×	
Connecticut	No					×	
Delaware							
Florida	No						Archives all around the state for such activities as Archives Month promotional/educational efforts.
Georgia	No			×			
Hawaii							
Idaho	No				×	×	
Illinois	No			×	×	×	The Lincoln Presidential Library (a non-NARA presidential library). We have also advised the Indiana State Archives on issues.
Indiana	No						
Iowa	No						
Kansas	No				×	×	
Kentucky							
Louisiana	No	×		×		×	
Maine	No					×	
Maryland	No	×		×			
Massachusetts	Yes		×	×	×		
Michigan	No					×	
Minnesota	No						
Mississippi				×	×	×	
Missouri	Yes	×	×	×	×	×	
Montana	No				×	×	We are part of the Montana Memory Project -- a ContentDM based digital archive, as funders, trainers and participants.
Nebraska	No			×		×	
Nevada	No						Universities
New Hampshire							
New Jersey	No			×	×	×	State and local historical and genealogical societies and libraries.
New Mexico	No	×					
New York							
North Carolina							
North Dakota	No			×	×	×	
Ohio	No					×	
Oklahoma	No					×	
Oregon	No				×		

State	Does your SHRAB engage in any collaborative, regional activities with other SHRABs?	Does your State/Territorial Archives engage in any collaborative or regional activities with other archives? (check all that apply)					
		NARA	NARA Presidential libraries	Other state archives	Local municipal archives	Other local archives	Other
Pennsylvania	No						
Rhode Island	No						
South Carolina	No			×			
South Dakota	No			×			
Tennessee	No			×	×	×	
Texas	No						
Utah	No	×		×	×	×	
Vermont	No			×			Through the Vermont Historical Records Program we have developed a network of collaborators among historical record repositories in the state.
Virginia	No						
Washington	No						
West Virginia							
Wisconsin	No						
Wyoming	No					×	

District/Territory							
American Samoa	No					×	
District of Columbia							
Guam							
Northern Marianas							
Puerto Rico							
U.S. Virgin Islands	No						None

TABLE 73. Institution Types Represented by SHRAB Board Members

State	What institution types are represented by your Board membership? (check all that apply)							
	State archives	State library (including statewide library agency)	College and University archives	Historical Societies	Local libraries	Museums	Local history organizations	Other
Alabama	×		×	×		×	×	Alabama Press Association; Municipal and Circuit Clerks, Probate Judges Association, County Commissions, and Patriotic Organizations (Sons of Confederate Veterans and United Daughters of the Confederacy).
Alaska	×			×			×	Native Organizations
Arizona	×	×	×				×	Government agencies
Arkansas				×		×		Institutions are not represented per se; membership includes lawyers, business people, local historians and other interested individuals who have made themselves known to the Governor's office.
California								
Colorado	×	×	×	×	×	×	×	Government offices (county clerk)
Connecticut	×	×	×	×		×	×	Corporate Archives (Otis Elevator) and United Church of Christ institutional archives
Delaware								
Florida								
Georgia							×	Court, University Library, Local School
Hawaii								
Idaho	×							State Court Records Managers, City Clerk, University Records Manager, City Archivists, Family History Researcher
Illinois		×	×	×	×	×	×	Business archives, history educator, member from both the State Records Commission and a Local Records Commission, genealogist
Indiana								
Iowa	×		×		×		×	Municipal and County Government
Kansas	×		×				×	
Kentucky								
Louisiana	×	×	×	×		×		Clerks of Court, Sheriff, Policy Jury, Municipal Association, Archdiocese
Maine	×		×	×	×		×	
Maryland	×		×					Former director of state historical society
Massachusetts	×	×	×	×			×	
Michigan	×		×		×			Local government agencies
Minnesota								
Mississippi								
Missouri	×		×	×	×	×	×	
Montana	×		×	×		×	×	Our members also include National Park Archives and Local Government Archives.
Nebraska			×			×		State Records Management Division
Nevada	×		×			×		County and municipal government
New Hampshire								
New Jersey	×		×	×	×		×	Private sector/business.
New Mexico			×	×		×		Retired public officials
New York								
North Carolina	×		×		×			county registers of deeds
North Dakota	×		×					Records Manager, Local historian, County Government official
Ohio	×		×	×	×		×	local government associations, county archives

State	What institution types are represented by your Board membership? (check all that apply)							
	State archives	State library (including statewide library agency)	College and University archives	Historical Societies	Local libraries	Museums	Local history organizations	Other
Oklahoma	×	×	×	×	×	×	×	City government
Oregon								
Pennsylvania			×	×		×	×	
Rhode Island	×		×	×	×	×	×	
South Carolina	×		×	×			×	
South Dakota	×		×				×	records management
Tennessee	×		×	×	×		×	
Texas	×		×		×			State genealogical society; religious archives;
Utah	×		×	×		×	×	
Vermont	×		×	×			×	
Virginia	×	×	×	×				
Washington			×					
West Virginia								
Wisconsin			×	×	×	×	×	Corporate
Wyoming	×	×		×		×		Municipal clerk, State Supreme Court staff member, archival consultant, scanning entrepreneur

District/Territory								
American Samoa	State archives	State library (including statewide library agency)	College and University archives			Museums		
Puerto Rico								
U.S. Virgin Islands	State archives	State library (including statewide library agency)	College and University archives					Inactive

TABLE 74. SHRAB Demographic Representation

State	Does your SHRAB reflect the demographics of your state/territory?
Alabama	The membership contains some diversity but is not proportional to the state's population.
Alaska	22% of the board members are from native communities which represents the 15% native demographics of the state, but which does not represent all the native groups in Alaska. Looking at the demographics for Alaska, there is a 20% lack of representation from the Black, Asian and Pacific Islander populations that also make up our population.
Arizona	We do not have a Native American or an African American on our board. We are balanced by gender, but under-represented with our Hispanic community.
Arkansas	To some degree. The SHRAB duties are assigned to the Arkansas History Commission, formerly the governing board for the State Archives and presently its advisory board. Its seven members are selected by the Governor's office; by law, each of the state's congressional districts must be represented on the board.
California	
Colorado	no but it's getting better.
Connecticut	Not at this time. The board is working to expand its membership so that the board reflects the demographics of our state including but not limited to underrepresented communities (BIPOC), LGBTQIA+ communities, town officials, and geographic diversity (not just institutions or individuals in large cities or in one area of the state).
Delaware	
Florida	
Georgia	No
Hawaii	
Idaho	Yes
Illinois	yes
Indiana	
Iowa	Yes
Kansas	Ethnically, no. Gender, yes.
Kentucky	Currently inactive
Louisiana	The legislation was written to aid in being inclusive of a variety of types of recordkeeping organizations and representatives/members are from a range of large and small organizations and localities.
Maine	no
Maryland	No.
Massachusetts	No, we try to have a diverse group of organization types from around the Commonwealth reflected in our SHRAB Board membership, but we lack diversity in several areas.
Michigan	Not as it currently stands.
Minnesota	
Mississippi	
Missouri	Yes
Montana	This is a challenging question, but at this time I would need to say "no". We are predominantly from larger institutions, caucasian, and all women. We have had Native American representation in the past, but do not currently. We do have a good geographic distribution with representatives from north, south, east and western parts of the state.
Nebraska	The western part of the state does not always provide many opportunities to recruit professionals in the archival field. Many of the local historical societies are run by volunteers who are elderly. In many instances, there are not younger individuals who not willing to take their places.
Nevada	
New Hampshire	
New Jersey	Yes
New Mexico	We currently have no Native American board member.
New York	
North Carolina	yes for both gender and ethnicity
North Dakota	Yes...when our vacant spot is filled with a tribal representative.
Ohio	Not currently.
Oklahoma	Somewhat. Primary focus is on attracting board members from the different institution types listed above from different parts of the state.
Oregon	

State	Does your SHRAB reflect the demographics of your state/territory?
Pennsylvania	We try to have our SHRAB members geographically represent the state. Our latest nominations sent to the Commission for approval were more diverse in race and age.
Rhode Island	
South Carolina	NO
South Dakota	yes
Tennessee	Yes. We try to maintain a membership that is diverse in ethnicity, gender, and geography.
Texas	No -- Nine members. One male, Eight female. One African-American, one Hispanic, seven Caucasian.
Utah	Yes. We could increase our rural membership
Vermont	Yes
Virginia	I'm not sure because I'm still familiarizing myself with the SHRAB.
Washington	University History Department; Open Government Advocates; Retired Archival professionals
West Virginia	
Wisconsin	Pretty well, we have good geographical representation, representation of types of facilities, and multiple races represented.
Wyoming	Probably not. We are all white but the state's population is 10% Hispanic and 3% Native American.

District/Territory	
American Samoa	Yes
District of Columbia	
Guam	
Northern Marianas	
Puerto Rico	
U.S. Virgin Islands	N/A

EMERGENCY PREPAREDNESS

TABLE 75. Emergency Preparedness and Recovery Planning

State	Does your state archives and/or records management program have an emergency preparedness and recovery plan in place			Is your plan up to date?		Does your staff participate in emergency response drills (not including tornado and fire drills) to test the agency's disaster plan?					Did your plan contain sufficient information to support your agency's response to the COVID-19 pandemic?		Does your state's Continuity of Operations Plan (COOP) and Emergency Response Plan include archives and records management disaster planning, response, and recovery as one of the plan's components?			Does your state's COOP address the following: (check all that apply)					
	Yes	One is being developed	No	Yes	No	Yes, twice a year or more	Yes, once a year	Yes, but less often than once a year	Rarely	Never	Yes	No	Yes	No	Don't Know	Active shooter attacks	Civil Unrest and protests	Cyber-attacks/ ransomware	Hazardous wastes	Pandemics	Other human-made attacks
Alabama	×			×			×					×		×		×				×	
Alaska	×				×					×		×		×		×		×	×	×	×
Arizona	×				×			×				×	×			×	×				
Arkansas	×			×			×				×		×			×		×	×	×	
California																					
Colorado	×				×					×		×	×			×					
Connecticut		×												×						×	
Delaware																					
Florida	×				×				×			×	×								
Georgia	×			×			×				×				×						
Hawaii																					
Idaho	×			×						×	×			×						×	
Illinois	×			×					×			×	×			×	×				
Indiana		×											×								
Iowa	×			×				×				×	×			×			×		×
Kansas	×			×				×				×	×			×					×
Kentucky	×				×					×	×			×		×	×	×	×		
Louisiana	×			×					×			×	×					×			
Maine	×			×					×			×	×								
Maryland	×			×					×			×	×			×	×	×	×	×	×
Massachusetts	×			×					×			×		×		×	×	×	×	×	×
Michigan	×			×		×						×		×		×	×		×		×
Minnesota		×																			
Mississippi	×			×					×			×			×	×	×	×	×	×	
Missouri	×				×				×		×		×								
Montana	×				×				×			×	×			×		×	×		
Nebraska	×			×			×				×			×		×		×	×		×
Nevada	×				×					×		×	×			×					
New Hampshire																					
New Jersey	×				×					×	×			×		×	×	×			×
New Mexico	×			×		×						×	×			×	×	×	×	×	×
New York	×			×					×			×		×		×	×	×	×		
North Carolina	×			×					×			×	×			×	×	×	×	×	×
North Dakota	×			×		×						×	×			×	×	×	×		×
Ohio	×			×					×		×				×						
Oklahoma		×												×							
Oregon	×			×			×				×		×			×	×	×	×	×	×
Pennsylvania	×			×				×				×	×			×	×	×	×	×	×
Rhode Island	×			×			×				×		×			×	×	×			×
South Carolina	×			×					×			×		×			×	×			×

State	Does your state archives and/or records management program have an emergency preparedness and recovery plan in place			Is your plan up to date?		Does your staff participate in emergency response drills (not including tornado and fire drills) to test the agency's disaster plan?					Did your plan contain sufficient information to support your agency's response to the COVID-19 pandemic?		Does your state's Continuity of Operations Plan (COOP) and Emergency Response Plan include archives and records management disaster planning, response, and recovery as one of the plan's components?			Does your state's COOP address the following: (check all that apply)					
	Yes	One is being developed	No	Yes	No	Yes, twice a year or more	Yes, once a year	Yes, but less often than once a year	Rarely	Never	Yes	No	Yes	No	Don't Know	Active shooter attacks	Civil Unrest and protests	Cyber-attacks/ransomware	Hazardous wastes	Pandemics	Other human-made attacks
South Dakota	×				×		×					×			×	×		×			
Tennessee	×				×					×		×		×							
Texas	×				×				×			×	×								
Utah	×			×		×					×		×			×	×	×	×	×	
Vermont	×				×				×		×		×			×	×	×	×	×	×
Virginia	×			×			×					×									
Washington	×			×				×				×			×		×	×	×	×	
West Virginia			×																		
Wisconsin	×				×				×		×			×		×	×		×	×	×
Wyoming	×			×						×		×				×		×			

District/Territory																					
American Samoa	×			×				×				×		×		×					×
District of Columbia	×				×					×		×			×						×
Guam																					
Northern Marianas																					
Puerto Rico			×										×								
U.S. Virgin Islands			×											×							

Records Management Program Only																					
Maryland	×			×			×				×		×					×			×
Michigan	×			×			×				×				×						
Montana	×			×					×			×	×					×			
Nebraska	×			×				×			×		×			×		×			
Tennessee	×			×		×					×				×	×	×	×	×	×	×
Wisconsin	×			×											×		×	×	×	×	×

TABLE 76. Statewide/Regional Emergency Planning Groups and Participation

State	Does your state archives program participate in a statewide or regional group focused on emergency planning and preparedness, for example Alliance for Response or COSTEP?	If yes, what group does your state archives participate in?
Alabama	No	
Alaska	Yes	Preparing Alaska's Cultural Organizations for Emergencies (PACO)
Arizona	No	
Arkansas	No	
California		
Colorado	No	
Connecticut	Yes	COSTEP-CT However, the group is only semi-active
Delaware		
Florida	No	
Georgia	Yes	
Hawaii		
Idaho	Yes	State of Idaho Office of Emergency disaster training for state agencies.
Illinois	Yes	IEMA
Indiana	Yes	Indiana Department of Homeland Security State Continuity Working Group
Iowa	No	
Kansas	No	
Kentucky	No	
Louisiana	Yes	FEMA Heritage Emergency National Task Force
Maine	Yes	Cultural Emergency Resource Coalition (CERC)
Maryland	No	
Massachusetts	Yes	COSTEP MA
Michigan	No	
Minnesota	No	
Mississippi	Yes	Alliance for Response
Missouri	Yes	Missouri All Hazards Recovery Plan working group particularly the Natural and Cultural Resources RSF
Montana	No	
Nebraska	No	
Nevada	No	
New Hampshire		
New Jersey	Yes	New Jersey Cultural Alliance for Response
New Mexico	No	
New York	Yes	Capital district alliance for response
North Carolina	Yes	Cultural Resources Emergency Response Team and National Heritage Responders
North Dakota	No	
Ohio	No	
Oklahoma	Yes	Alliance for Response
Oregon	Yes	It doesn't have a formal name - is a group of heritage organizations who have regular calls
Pennsylvania	Yes	Pennsylvania Cultural Resonse Network (PaCRN)
Rhode Island	No	
South Carolina	No	
South Dakota	No	
Tennessee	No	
Texas	No	

Utah	Yes	Utah Cultural Resources group
Vermont	Yes	The Vermont Arts & Culture Disaster and Resilience Network (https://vacdarn.org)
Virginia	No	
Washington	No	
West Virginia		
Wisconsin	No	
Wyoming	No	

District/Territory		
American Samoa	Yes	FEMA, AIC-FAIC's NHR
District of Columbia	No	
Guam		
Northern Marianas		
Puerto Rico	No	
U.S. Virgin Islands	No	

Records Management Only Programs		
Maryland	Yes	Annual MEMA training
Michigan	No	
Montana	No	
Nebraska	No	
Tennessee	No	
Wisconsin		

TABLE 77. Impact of COVID over the Next Two Years

State	What do you see as the changes and challenges to your institution over the next two years due to COVID-19?
Alabama	The biggest threat is a delayed economic response and decline in state revenues. The immediate effects have been minimal, but our state's fund structure usually experiences delayed effects. If the pandemic hadn't occurred, we would have been in a position to expand staffing levels in several areas. Instead, we are limiting growth and expending resources on one-time costs so we don't outgrow the resources we will have two years from now.
Alaska	We see requests for increased on-line access to holdings and a need to increase trainings and guidance regarding born-digital records, as the state quickly tooled up online workflows for staff to work remotely. We also have a mandate to make all digitized objects ADA compliant for on-line use, increasing funding needed for transcription and captioning services in order to provide on-line access.
Arizona	
Arkansas	Accommodating shift from in-person to remote usage expectation; accommodating shift from onsite work paradigm to one based on hybrid remote/onsite staffing; Changes: More reliance on remote work, electronic liaising and web-based interaction with constituencies/patrons. Challenges: Creating a smoothly functioning remote work model, maintaining conventional collection processing efficiency, ensuring workplace safety for staff and patrons.
California	
Colorado	Cut budgets, more working from home. There is a push to provide more services online, but we need the staff to do so and our budgets are being cut.
Connecticut	The immediate challenge for us is bringing staff, volunteers, and interns back full time on-site. While it is possible to do data entry, create tools for better access to collection, and finalize the implementing of ArchivesSpace remotely, we have a growing backlog of unprocessed physical and digital collections which requires staff to be physically present. We discovered that being on the network was more efficient for processing digital materials. In addition, only a small portion of the collection is available digitally, and regular patron access will be severely limited once the State Library reopens.
Delaware	
Florida	Continuing the increased remote services people are coming to expect while re-implementing on-site services others are still demanding, all without compromising quality of service.
Georgia	Fewer visitors. More expenses.
Hawaii	
Idaho	The COVID-19 pandemic has illuminated the need for access to digital content. The staff time and IT infrastructure to deliver on this will remain a challenge.
Illinois	The immediate issue will be budget cuts due to financial problems in the economy. These could include lay offs. Also, look for more work at home and an increased emphasis on digitizing records for on-line access.
Indiana	There is a state hiring freeze, which will make it difficult to have a fully staffed agency. We also have limited ability to invest in professional development opportunities for our existing staff. Prior to COVID-19, our agency was split into 4 different locations, and now many of our employees are working remotely. It will be interesting to see if there are opportunities to make changes to our office space going forward.
Iowa	Rebranding and reintroducing ourselves. Keep staff, patrons and collections safe. Maintain existing staff in face of possible budget cuts.
Kansas	We will be slow to fill open positions. We will need to focus on our core mandates, and will likely not have a big programming budget.
Kentucky	Reopening to the public will be a major challenge, as well as the possible budgetary impact of the pandemic.
Louisiana	Problems with recruitment and expansion of programs.
Maine	
Maryland	The pandemic will change forever the traditional concept of the office environment. There will be more remote work and collaboration. Space utilization and the re-purposing of space will inevitably be an issue as states look to reduce their real estate footprint. Patrons will demand more material online, and while we already have nearly 300,000,000 images online, patrons demand more. As new technology and additional resources become available, we should explore new and different ways to serve our patrons. One example might be a "virtual" reading room where patrons have access to existing electronic records, but also can access the expertise of research staff virtually.
Massachusetts	
Michigan	in person visitation procedures and expectation of online content.
Minnesota	
Mississippi	
Missouri	In person public outreach and professional travel for in person state travel will continue to be limited. It is doubtful school tours will return to anywhere near pre-COVID levels. Restrictions to the number of onsite researchers will most likely continue for some time. On the positive side website hits and research request will hopefully continue to be at elevated levels as they have been so far during the pandemic.

State	What do you see as the changes and challenges to your institution over the next two years due to COVID-19?
Montana	We have been very fortunate thus far to have no internal cases of COVID, but we do have ongoing stress and strain the pandemic has wrought on our staff and families. Many staff have returned to work, but many also remain at home. Some work has benefited from the remote work--lots of cataloging etc. But the backlog for processing is building. It will take several years to catch up. Increased pressure to "put it online" is straining our staff's abilities. Unfortunately we do not yet know the full fiscal impact, although some revenues have been on the up tick with in country travel to state and national parks on the rise. All of this is coming as we are working to build a new building -- advocacy, funding raising, as well as work interruptions from construction/remodeling will also take time and effort, taking attention from processing, digital records and staff development. The balance will be the challenge in the coming year or perhaps a better way to put it is "rebalancing" after being knocked off the scales.
Nebraska	Budget allocation by the legislature and earned income revenue for services are major concerns . Due to COVID-19, our earned revenue sources of funding took a major hit for five months because our museums, gift shops, and reference room were closed to the general public.
Nevada	
New Hampshire	
New Jersey	The pandemic and resultant shutdown of New Jersey's government has caused: 1) a suspension of in-person research access to collections; 2) a hiring freeze due to reduced state revenues. We have re-ordered priorities with most staff working from home and only selected staff designated as essential (and able to report to the office). As a result, we are producing databases at an unprecedented pace, but only providing reference services by mail. The shutdown did, however, compel us to develop a system of electronic delivery for copies of records.
New Mexico	We are under severe budget restraints and are also closed to the public with no plans to reopen.
New York	Increased demand for remote access, broader participation by geographically dispersed groups, smaller budgets, threats to government records due to poor recordkeeping by teleworkers.
North Carolina	Continued demand to produce external programming online is good but takes staff away from other essential work. Increased demand for digitized content without added resources to create and sustain that content. Getting patrons interested in returning for in-person visits and tours.
North Dakota	Access to collections and facilities and gaining the public's trust in providing a safe environment.
Ohio	As archives staff continue to work remotely, we will look for new ways to engage with researchers and visitors online and shift from in-person reference interactions. This includes providing researchers with more tools and guidance about the collections before placing their requests. We'll also be looking for new ways to build and maintain relationships with government agencies as the ability to meet and appraise records in-person will be limited.
Oklahoma	Greater emphasis on and support for increasing digital access to finding aids and collections.
Oregon	Ability to engage with public through in person exhibits and other educational opportunities. Allowing in-depth access to physical collection is a challenge.
Pennsylvania	Increased use of teleworking and continued emphasis on providing the tools for teleworking. We also are trying to encourage self service for our patrons by providing more resources on line.
Rhode Island	Limited staffing but increased demand.
South Carolina	Budgetary restraints imposed by a decline in state revenue at a time when additional resources may be needed to accommodate disrupted access to and servicing of the collection.
South Dakota	Immediate decreased in-house visitation due to covid and restricted travel will lead to budgetary concerns over the long term. It's anticipated that decreased travel by researchers and increased online research will increase demands/requests for digitized materials beyond the levels that they were before Covid. The requests were exceeding our capability and capacity prior to Covid, so we're predicting it will be even higher in the next two years.
Tennessee	Sustainability in budget and staffing. We have lost a few positions due to recent retirements and cannot fill them due to a budget/hiring freeze.
Texas	We can't work on collections at home! Processing and appraisal backlogs will only grow. And the demands on our public service and digitization staff are increasing.
Utah	Significant changes to the way we interact with our customers, deliver our services, and ensure adequate funding levels.
Vermont	While we have seen a reduction in onsite researchers since our staff returned to the office full-time on June 15th and began by appointment services in July , our public record copy requests and agency services have rebounded and are par with what we typically would expect. Our challenges due to COVID-19 are more internal, systemic issues we have had with limited information technology support from our main office. This lack of support significantly limited our options to work remotely during a mandated closure and currently limit our abilities to expand our services, particularly in the areas of remote and online services.
Virginia	Resources, first and foremost. It seems certain that there will be a substantial budgetary fallout from this that we haven't felt yet. Fewer resources and quite likely fewer staff members, will add to the emotional toll the pandemic has already taken on people. Over the next two years, I think that our succession planning will be tested, I think we will need to adjust our priorities, to continue to re-imagine the work we do and where it's done. Managing staff is going to be a challenge. How will we will measure productivity and how will we push staff while still being mindful of the need to care for one another the best we can?
Washington	Need to find a way to help researchers who have to review a lot of material, but cant come in to facility to research themselves.
West Virginia	Getting researchers into the building will be difficult. Our in-person patrons have been declining for more than a decade, and we have relied on a lecture series and most recently, school tour groups, to offset the decreasing numbers. Unfortunately, we do not know when such tours will resume.

State	What do you see as the changes and challenges to your institution over the next two years due to COVID-19?
Wisconsin	<p>Funding- because of closures our earned income is down and its not clear if/when things will be able to reopen.</p> <p>Staffing- because of the lower earned income we had to put a major staffing increase on hold, position authority may be lost because vacant positions are always “up for grabs” when the state legislature sets the budget.</p> <p>Flexibility- since work from home has been successful, we may have future options for a more hybrid staffing method.</p>
Wyoming	Primarily, we are facing a state economic downturn that predates the pandemic - then coupled with the economic effects of the pandemic. We are very fortunate that the virus has minimally affected our state’s population, so the economic affects are the main fallout.

District/Territory	
American Samoa	Adaptations and restrictions due to COVID 19.
District of Columbia	Our primary challenge will undoubtedly be additional budget constraints. I’m hoping, however, that we will be able to dedicate more resources to digitization and digital preservation.
Guam	
Northern Marianas	
Puerto Rico	Not much. I believe we have adapted very well by implementing online and digitization services. Also, activities have been moved online and with appointments we are also providing services for those who really need to come in person.
U.S. Virgin Islands	N/A due to inactivity

Records Management Only Program	
Maryland	Access restrictions to State Records Center
Michigan	Lack of governance, guidance, and policy regarding the use of Microsoft products like Teams, SharePoint, OneDrive, Yammer, Chat, etc.
Montana	
Nebraska	We are looking at relocating our Records Center which will involve moving approximately 75,000 boxes.
Tennessee	
Wisconsin	

SPECIAL INITIATIVES AND PLANNING

TABLE 78. Ranked Priorities for the Next Two Years

State	Priorities: Among the following issues and initiatives facing state/territorial archives and records management programs, please rank your top 10 priorities for the next 2 years.																			
	Access to restricted records	Advocacy	Archival programming and initiatives (e.g. backlog processing, policy development, etc.)	Budget/funding	Building/expanding/managing electronic records infrastructure	Building/expanding/ managing facilities	Collection access (e.g. finding aids, digital surrogates, etc.)	Cultural diversity and inclusion in archival description and programming	Diversity of staff represents demographics of constituents	Emergency preparedness, response and recovery, including COVID-19	Implementing/enhancing outreach to agency and/or local government partners	Navigating political landscapes	Public engagement and education	Records management programming and initiatives (e.g. records scheduling, training)	Rethinking funding models	Staff development	Staffing	Succession planning	Other	Description of Other
Alabama		5	4		7	1		6	2		3	8	9	10						
Alaska			4	1	3		7	8				9	10	6			2	5		
Arizona		7	8	4	5			9		6				3		2	1		10	Only 9 listed
Arkansas			7	4	6	9	8		3	2			5			10	1			
California																				
Colorado		5	4	7	6	8	3	10						2		9	1			
Connecticut		2	1		3	4	6	5		8				9		7		10		
Delaware																				
Florida					1	3	2	6		4	8		7			5	9	10		
Georgia	9	10	3	7	8	1					5		2	4			6			
Hawaii																				
Idaho	5	6	1		7		2	8	9	10	3		4							
Illinois			4	2	1		5		7	8	10			6		9	3			
Indiana			9	6	2	5	7		10		4			8		3	1			
Iowa		3		1		5		10			8	9	7	4	2	6				
Kansas		7			9		6	5	4		2	10	3	8			1			
Kentucky			6	5	3		1			10	4		9	2		7	8			
Louisiana				8	3	9	5			10			2	1		6	4	7		
Maine			6	7	1	2	3			9			5	4		8		10		
Maryland			10	1			3		8		6	5		7		9	2	4		
Massachusetts			2	1	4		3			7	5		10	6			9	8		
Michigan	3		9	4	5	8	7	2		10	1		6							
Minnesota																				
Mississippi	7		6	2	3		9			10				4		5	1	8		
Missouri			2		4		1		9	7	5		6	3		8		10		
Montana		2	10	1	5	3	6			7	9		8				4			
Nebraska		7		3	1		2	9				6	4		5		8	10		
Nevada	9	4	3	2	1		5			6	10		7		8					
New Hampshire																				
New Jersey	7		8	2	1		9			4				6		5	3	10		
New Mexico		2		1		3	8			5	9		10			7	4	6		
New York		6		9	4			8	3		1		5	2		7		10		
North Carolina		9	5		4		10	1	7		6		2	3	8					
North Dakota		9	2	4	3		1	5			8		7	6		10				
Ohio		10	1		2		3	5	9		4			7		6	8			
Oklahoma		9	7	1	2		5			6	10		8	4				3		

State	Priorities: Among the following issues and initiatives facing state/territorial archives and records management programs, please rank your top 10 priorities for the next 2 years.																			
	Access to restricted records	Advocacy	Archival programming and initiatives (e.g. backlog processing, policy development, etc.)	Budget/funding	Building/expanding/managing electronic records infrastructure	Building/expanding/managing facilities	Collection access (e.g. finding aids, digital surrogates, etc.)	Cultural diversity and inclusion in archival description and programming	Diversity of staff represents demographics of constituents	Emergency preparedness, response and recovery, including COVID-19	Implementing/enhancing outreach to agency and/or local government partners	Navigating political landscapes	Public engagement and education	Records management programming and initiatives (e.g. records scheduling, training)	Rethinking funding models	Staff development	Staffing	Succession planning	Other	Description of Other
Oregon			2	1		6	3	7			10	4	5				9	8		
Pennsylvania																				
Rhode Island		6			7		9	5		3			8	4		2	1		10	General Resources with budgetary cuts
South Carolina			6	1	2		4		5		7			10		8	3	9		
South Dakota			7	1	3	4	10	5				6	8	9	2					
Tennessee	10	9	4		3		5	6	8	2			1					7		
Texas			1	2	5	3	6	10		9	7		8				4			
Utah		4	8	2	1		3			10	9		5	6				7		
Vermont			3		4	8					5	9	6	2		1	7	10		
Virginia			4	2	6			9	3	7	8			5		10	1			
Washington	6		4		3	2	7				1	10	8	5		9				
West Virginia		6	7		5	1			8	9	4	3	2	10						
Wisconsin	4	5	10	3	1				8		9			2		7	6			
Wyoming		9	8	1	4		3				6		10	5			2	7		

District/Territory																			
American Samoa				2	9	4	7			1	8	3			6	10	5		
District of Columbia	9	10	2		4	7	3				5		6	1			8		
Guam																			
Northern Marianas																			
Puerto Rico			7	1	3	10	5			4	6		8	9			2		
U.S. Virgin Islands			1	2	9	8	6			10	7			5			3		4
Revitalize SCHRABE and Archives council																			

TABLE 79. Strategies for Addressing Priorities

State	How is your program addressing its highest ranked priorities?
Alabama	1) Pursuing purchase of property for expanding our facility. 2) Have approached HBCU's in the state to offer presentations to students, explaining careers in public history. Implementing a paid internship. 3) Have hired an additional staff member to work with local agencies and would like to apply for SHRAB grant.
Alaska	Short-term budget solutions include leaving staff positions vacant and discontinuing some services. Fees for electronic preservation solutions are being charged back to creating agencies. Long-term planning includes requesting funding increases and submitting capital budget request to implement our digital preservation plan.
Arizona	Our total staffing for Archives and Records Management is still way below averages. With the pandemic and budgets, we hope to just stay where we are.
Arkansas	Advocating for authorization of filling vacant positions; developing our emergency response plan and allocating existing staff time to address digital collection development and backlog processing Working with parent agency to fill currently-frozen staff positions; refining and implementing when appropriate emergency preparedness measures; augmenting general revenue appropriations with grant monies.
California	
Colorado	Working with budget team, HR and executive leadership to try to get funding for additional positions while also increasing salary of current staff to prevent future losses.
Connecticut	Staff made significant progress in implementing ArchivesSpace, an open source web application designed to support core archives administrative functions such as accessioning; describing and arranging both analog and digital content. Staff prepared several different documents concerning functions, needs, and opportunities as part of the search process for the new State Librarian. They were given to the search firm and will be provided to the successful candidate
Delaware	
Florida	1) E-records: continue to advocate for a fully-staffed/funded program while doing what we can with existing staff. 2) Increasing free online access through our Florida Memory program / working toward upgraded collections management system / revisiting all series descriptions and finding aids for language, usability, etc. 3) Developing RFP for space/facility assessment study.
Georgia	Increasing efficiencies and using technology
Hawaii	
Idaho	The State Archives Administrator, Government Records Manager and Reference Manager are reviewing workflow processes, creating priorities and work plans to address archival initiatives and improving access to holdings.
Illinois	We just hired an electronic records archivist and also completed an NHPRC grant on email preservation and access. We are prioritizing our budget needs and looking for areas we can make cuts in. We continue with hiring practices that bring on more professionalized staff.
Indiana	We created a new position of Deputy Director for Electronic Records rather than replacing an outreach position, and changed another vacancy to create a local government records liaison. We have limited ability to increase staffing so we have had to get creative with the existing vacancies.
Iowa	Internal discussions around fundraising, conducting facility assessments, form a DEAL committee.
Kansas	We are currently in a hiring freeze due to budget, but have also lost nearly 40% of our staff. We need to rethink our structure and hire smart in order to appropriately and responsibly staff our program.
Kentucky	
Louisiana	We are attempting to recruit highly qualified individuals to open positions, cross training current staff, purchasing new technology to assist our programs, and working with outside institutions and vendors to find better processes.
Maine	1. We're working to obtain funding and support for a digital preservation system. 2. Our current building is undergoing major, emergency renovations, so that project and collections move projects will be a major focus for the next few years. 3. Maine is a large state and is rather spread out. Our goal is gets as much of our collection online and easily accessible as possible, to make the Archives open and usable for everyone.
Maryland	How we deal with budget and staffing will depend nearly entirely on how the revenue shortfalls are dealt with at the federal and state executive level. Budget and staff will also depend on how long the economic downturn lasts following the pandemic.
Massachusetts	There is general staff consensus on the various issues that require focus, and we are working to identify and implement actionable activities to address them. Much in the days and months ahead will depend upon funding and appropriated resources as our state deals with pandemic related shortfalls.
Michigan	Through initiatives with partners and the parent organization.
Minnesota	
Mississippi	
Missouri	Items ranked 1-6 relate to core access and preservation issues. Other areas are organic to our operations but do not require the same daily focus so it is unfair to rank those from the same list. Only ranked 7-10 because the system required it.

State	How is your program addressing its highest ranked priorities?
Montana	Our highest priorities for the coming year include building on our public profile to help us weather the budget challenges coming in the wake of CoVID. We have been lucky enough in the past year to rehire an information officer for the agency. We work with her regularly to keep the Archives in the news (including social media), discussing new collections, projects, and training/educational events. Our agency is in early stages of a capital campaign for our new building, that also has garnered some good press. Our agency budget requests for the coming session will focus on restoration of staff lost in last 10 years, including an electronic records archivist. Just prior to the pandemic we were able to get a contract passed through IT for Archivematica--we are now working on setting workflow, transfer protocols and pipelines so we can launch this winter. We will also work on integrated that tool with our instance of ArchivesSpace.
Nebraska	History Nebraska is implementing a digitization effort to create more on-line content. Due to the pandemic, there has been a shift toward creating more digital content for patrons to access, especially for interactive on-line exhibits.
Nevada	
New Hampshire	
New Jersey	We have procured a Preservica license, have trained several existing staff, and are anticipating hiring a full-time archivist for electronic records. However, with regard to the last item, the COVID pandemic, state government shutdown, and resultant revenue/budgetary shortfalls have resulted in a hiring freeze as of the end of FY 2020.
New Mexico	
New York	Annual planning based on strategic goals and objectives.
North Carolina	We have two cross-division work groups to address conscious description and community building. The Government Records Section is continuing implementation of standardized local government schedules.
North Dakota	Working with a new collections management software, ReDiscovery-Proficio, to get out data cleaned up in order to release the public portal to our collection finding aides. Working on creating more online content for our regular and casual users of the archives. Provide informative videos and collection features. Working to purchase and implement a more robust Proficio program to better utilize cloud storage.
Ohio	The priorities are being addressed by projects implemented under the Ohio History Connection's recently enacted FY2021-FY2024 strategic plan. This includes a cataloging and inventory project to improve the intellectual and physical control of our records. We are also currently processing our electronic records and linking our catalog and digital repository.
Oklahoma	Working to provide new staff members with background and overview of current issues so that they build an effective response to each issue, with anticipated continued limited resources.
Oregon	through regular check-ins with agency management, and with appropriate staffing levels directed towards our highest priority issues.
Pennsylvania	We have identified four priorities- 1. Building:We are building a new building. 2. Electronic Records Infrastructure: We are working with the Office of Technology to issue a RFP for a digital archives & records center and are implementing a new funding model. 3. Collections Access: We are migrating to a new collections and customer management system and have begun digitizing our analog media collections such as microfilm, motion picture films, and nitrate negatives. 4. Diversity & Inclusion in our Archival Description: We are updating our finding aids for more inclusive language and description as well as sponsoring outreach on cultural diversity.
Rhode Island	Increasing access through new digitization initiatives. These initiatives, we hope, will also ease staff person once finished, and allow swifter response to researchers without increased staff burden due to retirement of team members in 2020.
South Carolina	Seeking additional funding through the budgetary process by establishing and maintaining strong relationships with key legislators and the governor's office.
South Dakota	Holding meetings with supervisors and department officials informing and educating about our concerns. We are also performing research and preparing reports for facility growth and expansion.
Tennessee	We have restructured our education and outreach programs in the past few years, pulling additional staff from other sections to contribute to our outreach efforts. Our new facility will vastly improve public visibility and accessibility and allow us to bring more people onsite for programs. We have been fostering our efforts in collaboration and partnerships with other agencies (such as our State Museum).
Texas	Strategic Plan, budget requests and staff work plans are in alignment.
Utah	Outreach to funding sources (legislative leadership, Governor). Engaging proactively with Technical and I.T. leaders and providers. Exploring off the shelf I.T. solutions.
Vermont	Most of positions are multi-faceted and require a diverse skill set. Therefore we invest in professional development opportunities and mentoring opportunities to help advance our staff members and to provide them with the knowledge and skills necessary to succeed in their positions at the Vermont State Archives and Records Administration.
Virginia	We've submitted budget requests to the state legislature. We've received a grant from the NHPRC to promote and improve access to some of our most important collections. We are planning an internship program with the goal of diversifying staff.
Washington	Targeted budget requests for specific improvements
West Virginia	We are working with the Curator of the Department of Arts, Culture and History to secure additional archival storage space in our existing structure. We have received encouragement and expect to get the space after the beginning of the new year. We are developing video lessons for West Virginia Studies students and finding other ways to connect with educators and students.

State	How is your program addressing its highest ranked priorities?
Wisconsin	Filling vacant positions, looking for creating budget solutions (temporary reassignment of archives staff to other agencies), building partnerships
Wyoming	We are focusing on management of the state's digital records (which is our best advocacy and budget strengthening tool) as well as increasing access to our collections. The latter is also an advocacy tool, building audiences and making it easier to demonstrate our value to researchers and funders alike.

District/Territory	
American Samoa	Day by day.
District of Columbia	
Puerto Rico	Is the plan. Hopefully we have an opportunity to increase our funding and staffing. After that the others should happen.
U.S. Virgin Islands	Recent leadership realignments third quarter 2020 gives indication of renewed focus on archives/RIM importance

TABLE 80. Ranked Long-Term Challenges

State	Challenges: Among the following issues and initiatives facing state/territorial archives and records management programs, please rank your top 10 challenges.																			
	Access to restricted records	Advocacy	Archival programming and initiatives (e.g. backlog processing, policy development, etc.)	Budget/funding	Building/expanding/managing electronic records infrastructure	Building/expanding/managing facilities	Collection access (e.g. finding aids, digital surrogates, etc.)	Cultural diversity and inclusion in archival description and programming	Diversity of staff represents demographics of constituents	Emergency preparedness, response and recovery, including COVID-19	Implementing/enhancing outreach to agency and/or local government partners	Navigating political landscapes	Public engagement and education	Records management programming and initiatives (e.g. records scheduling, training)	Rethinking funding models	Staff development	Staffing	Succession planning	Other	Description of Other
Alabama		5	4		7	1		6	2		3	8	9	10						
Alaska	9		7	1	3		4		6				5		2		10	8		
Arizona			9	3	6	8		7		5				4		2	1	10		
Arkansas			6	1	2	8		9	3	7		10	4				5			
California																				
Colorado	8	6	10	9	2	5	3				7			4			1			
Connecticut		2	1		3	4	6	5		8				9		7		10		
Delaware																				
Florida		7		1	3	2		4	6		10	5				9	8			
Hawaii																				
Georgia																				
Idaho	4	9	5		1	2	6	7	3	10				8						
Illinois			5	2	1	9	7		3	10	8			4		6				
Indiana				1	3	5	10			8	6	9		7		4	2			
Iowa		3	10	1		2	5	9			8			7	4			6		
Kansas				4	10		5	3	2		9	8	6		7		1			
Kentucky	7			3	2		1	9		10	6	8	5				4			
Louisiana			3	7	2		6				4	5		1		8	10	9		
Maine			7	5	3	2	1		8		4		9	6		10				
Maryland			10	1			3		8		6	5		7		9	2	4		
Massachusetts	10	8		1						9	3	2	7	4		6	5			
Michigan	6		9	7	4	3	8	5	2		1						10			
Minnesota																				
Mississippi	4		5	1			6			2			7	8		9	3	10		
Missouri	4		7		1		6		8		2		9	3		5		10		
Montana			5	1			6	7		8	9	2	10	3			4			
Nebraska				1	3		4	7	8			5	6		2		9	10		
Nevada	9	4	3	2	1		5			6	10		7		8					
New Hampshire																				
New Jersey	7		8	2	1		9			4				6		5	3	10		
New Mexico																				
New York		7		4	1			2	3				6	5		9	10	8		
North Carolina			10		3	4		5	8		6		2	9	1		7			
North Dakota	10	8	3	5	2		1	9			4		7	6						
Ohio			2	1	3		4	6	10		5			8		7	9			
Oklahoma		9	7	1	2		5			6	10		8	4				3		
Oregon			7	3			1	6	8	9		5	4				2	10		
Pennsylvania																				

State	Challenges: Among the following issues and initiatives facing state/territorial archives and records management programs, please rank your top 10 challenges.																			Description of Other
	Access to restricted records	Advocacy	Archival programming and initiatives (e.g. backlog processing, policy development, etc.)	Budget/funding	Building/expanding/managing electronic records infrastructure	Building/expanding/managing facilities	Collection access (e.g. finding aids, digital surrogates, etc.)	Cultural diversity and inclusion in archival description and programming	Diversity of staff represents demographics of constituents	Emergency preparedness, response and recovery, including COVID-19	Implementing/enhancing outreach to agency and/or local government partners	Navigating political landscapes	Public engagement and education	Records management programming and initiatives (e.g. records scheduling, training)	Rethinking funding models	Staff development	Staffing	Succession planning	Other	
Rhode Island		1		3		10		6	8		4		5	2	7		9			
South Carolina		6	8	1	2		5		4		7	9					3	10		
South Dakota	8	6	9	1	2	3	7	5			10	4								
Tennessee		8	6	1	3		5	10		4			7				2	9		
Texas			2	1	5	3			9		10	4	8				7	6		
Utah	1	10	2	3		6	7				4		8	5				9		
Vermont			4		1	7					5	2	8	3		6	9	10		
Virginia			4	2		7			3	9	10			5		6	1	8		
Washington	9	8	3	10	2	1	7			6		5					4			
West Virginia		2	5	6	7	3			8	9	4	1	10							
Wisconsin		7	6	1	3	4	8	9		5				10			2			
Wyoming				1		8	4		5		6		9	3	10		7	2		

District/Territory																			
American Samoa				2	7	6				1	8	3		9	4	5	10		
District of Columbia		10		1	2	7	9					8		6		5	3		4
Guam																			
Northern Marianas																			
Puerto Rico			7	1	4	3	5			9	8			6		10	2		
U.S. Virgin Islands	10		6	1	7	4	5				9			8			2		3

TABLE 81. Strategies for Addressing Challenges

State	How is your program addressing its highest ranked challenges?
Alabama	1) Pursuing purchase of property for expanding our facility. 2) Have approached HBCU's in the state to offer presentations to students, explaining careers in public history. Implementing a paid internship. 3) Have hired an additional staff member to work with local agencies and would like to apply for SHRAB grant.
Alaska	The division is submitting budget proposals for the Administration and Legislature to consider.
Arizona	
Arkansas	Seeking alternate funding sources to maintain and expand programs, fund a return to full staffing (including increasing staff diversity) and make possible development of our electronic records and digital collections infrastructure.
California	
Colorado	trying to raise awareness for need for more qualified staff and to increase salaries of current staff. Working with HR, budget and executive leadership - but state now has a major budget shortfall due to the pandemic.
Connecticut	Response to 12.2 above
Delaware	
Florida	1) Budget - putting forth budget needs as strongly as we can within the context of a much larger agency with other funding priorities and a climate of budget austerity. 2) Developing RFP for space/facility assessment study.3) E-records: continue to advocate for a fully-staffed/funded program while doing what we can with existing staff.
Georgia	I only want to list 3 and the site requires 10. 1. Budget 2. Facilities 3. Restricted Records Working to obtain more funding to take care of building.
Hawaii	
Idaho	Through the budget and legislative process will request to have an electronic records needs assessment funded as a first step toward the creation of an electronic records archive.
Illinois	See previous answer
Indiana	Unfortunately most of our challenges are due to lack of funding and flexibility to increase staff and to invest in staff, which the COVID-19 pandemic has made even more challenging.
Iowa	Planning and working with professional staff & cross agency partners to develop solutions
Kansas	Our lack of staffing allows us to be more mindful of hiring more diverse populations in order. The challenge will be convincing the legislature to start staffing at an appropriate level.
Kentucky	
Louisiana	Same approach as above - we are attempting to recruit highly qualified individuals to open positions, cross training current staff, purchasing new technology to assist our programs, and working with outside institutions and vendors to find better processes.
Maine	
Maryland	How we deal with budget and staffing will depend nearly entirely on how the revenue shortfalls are dealt with at the federal and state executive level. Budget and staff will also depend on how long the economic downturn lasts following the pandemic.
Massachusetts	As with our priorities, we are trying to identify and implement measures to address what we see as longer-term challenges. Fiscal realities, again, will determine the extent of progress that we can reasonably expect to make.
Michigan	
Minnesota	
Mississippi	
Missouri	Hope to move to an expanded electronic records program in the coming months; working with local and state agencies requires sustained concerted effort
Montana	As stated above, our biggest challenges in the coming year will center on budgets, staff and the need to build our electronic records capability. We are making progress by gaining Archivematica instance, but without truly dedicated staff we are stretched really thin. We hope to maintain our staff and grow it in a very difficult climate, but are cautiously optimistic as some revenues have increased on the state level. The volatile political landscape further complicates our situation. With the desire to build staff and capabilities is to address diversity issues in our use of existing collections, building of collections and staff understanding of communities of color (and staff diversity). Re-appraisal is one tool we are looking at to determine what collections should be highlighted and how. Staff is also being encouraged to gain training and drawing inspiration from work by other institutions.
Nebraska	Administration is very concerned about the upcoming FY budget for all state government agencies due to the pandemic. The agency is looking into grant opportunities; History Nebraska recently formed a new historical society foundation to increase funding for various projects including digitization.

State	How is your program addressing its highest ranked challenges?
Nevada	
New Hampshire	
New Jersey	We will press for the hire of a full-time professional for this program as soon as is practicable.
New Mexico	We are working as best we can with the government leaders in a time of budget crisis.
New York	Annual planning driven by strategic goals and objectives.
North Carolina	#1-continue to lobby within the department and with the Governor's Office to revise the funding model #2-emphasis on program development across the division #3-advocacy, grants, partnerships
North Dakota	Working with a new collections management software, ReDiscovery-Proficio, to get out data cleaned up in order to release the public portal to our collection finding aides. Working on creating more online content for our regular and casual users of the archives. Provide informative videos and collection features. Working to purchase and implement a more robust Proficio program to better utilize cloud storage.
Ohio	The State Archives is implementing projects under the Ohio History Connection's FY2021-2024 strategic plan to address its highest ranked challenges while operating under a reduced budget due to the pandemic.
Oklahoma	Working to provide new staff members with background and overview of current issues so that they build an effective response to each issue, with anticipated continued limited resources.
Oregon	Shoring up key functions by completing a bodies of work analysis and strategic plan. targeting key groups of records that need to be migrated to more stable and accessible formats and putting together a plan to work through those.
Pennsylvania	We have identified 4 challenges: 1. Restricted Records: We are working with our attorneys as well as the Office of Administration attorneys on restrictions. We also have legislation pending that would clarify some restrictions. 2. Budget/Funding, 3. Diversity of Staff 4. Staffing. For #2-4, these challenges are beyond the state archives' control, however we remain alert for potential opportunities.
Rhode Island	Moving educational programming online.
South Carolina	Strategic planning.
South Dakota	Many of the priorities and challenges are the same. We are having conversations with appropriate offices and personnel to help us advocate for resources. We are preparing reports and performing research to provide statistics and projections for building expansion.
Tennessee	The budget and staffing challenges remain to be seen, due to the uncertainties of Covid, and may be out of our control.
Texas	
Utah	Conducting internal audits of critical programs. Coordinating with our Governor's office and tracking/measuring gains in efficiency.
Vermont	We receive very limited information technology support from our parent agency but are not allowed to make our own IT infrastructure investments. In addition to contracting for cloud-based SaaS systems, we are working towards transitioning to statewide IT services offered by the State CIO, who reports to a different constitutional officer -- hence requiring careful navigation of a political landscape that is not usually conducive to effective and pragmatic approaches that are beneficial to cross-agency electronic records management and records management programming. To successfully make these changes and implement new systems and services, we have had to make staffing decisions that have impacted some of our programs.
Virginia	Budget asks, grant funding, internship programs. We need to do more to address the last 3-4 items on the list. having more staff would certainly help us to do so.
Washington	Parent institution has been actively trying to get a new building for several years. Also trying to receive consistent funding for electronic records hardware replacement model
West Virginia	Very carefully.
Wisconsin	Reassigning staff to save salary money, working with administrators to articulate the need for staffing (fill long vacant positions), discussing facilities in relation to agency-wide projects.
Wyoming	Same thing - see above. Succession planning and staff development are intertwined. In the current budget climate, it seems unlikely that we'll be finding answers to any building needs. We are having to be flexible about staffing and budget needs, given the likely 20% cuts we will experience this year. We are advocating for support with other agencies, particularly regarding the Digital Archives. We have lost staff in records management, but will be looking to find virtual ways to conduct training and encourage compliance.

District/Territory	
American Samoa	Day by day.
District of Columbia	
Guam	
Northern Marianas	
Puerto Rico	We don't have much saying but, advocacy in the legislature would be a good idea.
U.S. Virgin Islands	Refer to 12.2